



Murray Income Trust PLC

Annual Report 30 June 2023

An investment trust founded in 1923 aiming
for high and growing income with capital growth

murray-income.co.uk



Companies House

Driving confidence in the UK economy

100
YEARS

Centenary Certificate
of
Murray Income Trust PLC

Registration Number: SC012725

Incorporated on: 08th June 1923

I hereby certify that the above company has today been registered at Companies House for 100 years.

Lisa Davies

Registrar of Companies for Scotland

GOV.UK

gov.uk/companieshouse

Contents



Neil Rogan, Chair



Charles Luke and Iain Pyle,
Investment Manager

Investment Objective

The Company aims for a high and growing income combined with capital growth through investment in a portfolio principally of UK equities.

Overview

Performance Highlights	2
------------------------	---

Strategic Report

Chair's Statement	4
Investment Manager's Report	9
Performance	14
Financial Highlights and Dividends	16
Overview of Strategy	17
Promoting the Success of the Company	24

Portfolio

Ten Largest Investments	27
Portfolio	28
Sector Comparison with the Benchmark	30
Summary of Investment Changes During the Year	31

Governance

Board of Directors	34
Directors' Report	37
Statement of Corporate Governance	46
Directors' Remuneration Report	47
Audit Committee Report	51
Statement of Directors' Responsibilities	54
Independent Auditors' Report to the Members of Murray Income Trust PLC	55

Financial Statements

Statement of Comprehensive Income	64
Statement of Financial Position	65
Statement of Changes in Equity	66
Statement of Cash Flows	67
Notes to the Financial Statements	68

Corporate Information

Information about the Manager including	
Investment Process	90
How the Investment Manager approaches ESG	93
Investor Information	98
AIFMD Disclosures (Unaudited)	101

General

Alternative Performance Measures	103
Glossary of Terms	107
Notice of Annual General Meeting	108
Additional Shareholder Information	113

Performance Highlights

Net asset value total return^{ABC}

+8.8%

2022: (3.5)%

Share price total return^{AB}

+4.9%

2022: (0.7)%

Benchmark total return^{AD}

+7.9%

2022: +1.6%

Ongoing charges^B

0.50%

2022: 0.48%

Earnings per share (revenue)

38.7p

2022: 40.5p

Dividend per share

37.50p

2022: 36.00p

Discount to net asset value^{BC}

8.2%

2022: 4.5%

Dividend yield^B

4.5%

2022: 4.3%

^A Total return as defined on page 105.

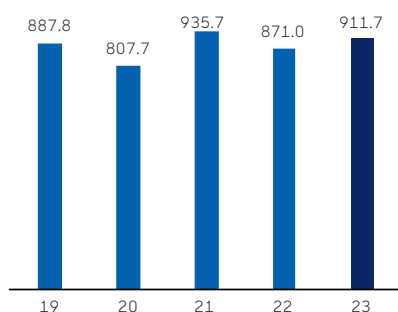
^B Considered to be an Alternative Performance Measure. Further details can be found on pages 103 and 106.

^C With debt at fair value.

^D The Company's benchmark is the FTSE All-Share Index.

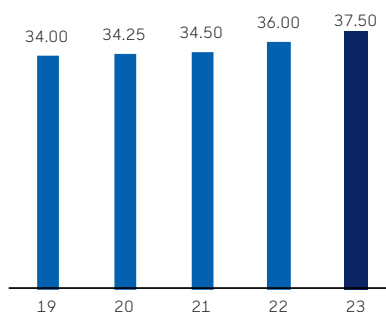
Net Asset Value per share^C

At 30 June – pence



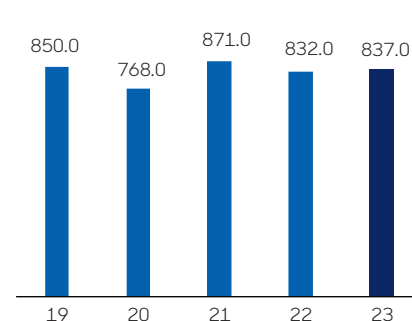
Dividends per share

Year ended 30 June – pence



Mid-market price per share

At 30 June – pence



Strategic Report

A colorful DNA model made of plastic beads on a central metal rod, set against a blue background. The model consists of a central vertical metal rod with a black ball at the top. The rod is surrounded by several horizontal rings of beads. The beads are in various colors: red, orange, yellow, green, blue, and purple. The beads are arranged in a way that suggests the structure of a DNA double helix, with the rings representing the sugar-phosphate backbones and the spaces between them representing the nitrogenous base pairs.

Research & development undertaken by Genus (a portfolio company purchased this year) combines biology and genetics to deliver ground-breaking innovation technologies in DNA to support a more sustainable food system.

Chair's Statement

Highlights

- We are celebrating both Murray Income's centenary and our record of 50 consecutive years of dividend growth
- Our objective is to achieve a high and growing income combined with capital growth from a portfolio principally of UK equities
- The dividend yield is 4.5%, based on the year end share price of 837p
- Total dividends per share increased by 4.2% to 37.5p, the 50th consecutive year of dividend growth
- NAV per share total return ^{AB} was +8.8%, ahead of the FTSE All-Share Index at +7.9% but the share price total return was +4.9% as the discount widened

^A Total return (see page 105)

^B With debt at fair value (see page 107)

Introduction

Welcome to the 100th annual report of Murray Income Trust. In my last year as Chair, it is a pleasure to be able to report that the Company is in good health and has had a good year. In this report we will review the year just ended, look back over our 100-year history, look forward to our centenary events and assess the long-term outlook.

First, the headline numbers for the year to 30 June 2023. Helped by a strong second half, NAV (net asset value per share, with debt at fair value) total return was 8.8% over the year, outperforming the FTSE All-Share Index total return of 7.9%. Your share price total return at 4.9% lagged the NAV as the discount (based on NAV with debt at fair value) widened from 4.5% to 8.2% over the year. We announced on 2 August 2023 a fourth interim dividend of 12.75p which takes the full year dividend up 4.2% to 37.5p per share, marking the 50th consecutive year of dividend increases, and representing a dividend yield of 4.5% at the 30 June 2023 share price.

Centenary and History

Your Company was founded in Glasgow on 8 June 1923 as The Second Scottish Western Investment Company, Limited with an initial share capital of £500,000. The Company's NAV at 30 June 2023 was nearly £1bn. That's quite some appreciation over 100 years although we don't know the exact figures for shares issued and cancelled over the early years so we cannot calculate a reliable annual return. Back in 1923, the Company's objective was to invest in shares, stocks, debentures, bonds, mortgages, obligations and securities of any kind, issued or generated by any company, corporation or undertaking of whatever nature, constituted or carrying on business in the United Kingdom or in any colony or dependency or province thereof, or in the United States of America or in any other foreign country. That investment remit was exceptionally broad and similar to many other generalist investment trusts of the era. The portfolio was mainly invested into bonds and preference shares. The move into equities or ordinary shares appears to have started in the 1930s, probably prompted by rising defaults on bond holdings during the 1930s depression.

The Company changed its name to The Caledonian Trust Company Limited in 1960 and was administered by Brown, Fleming and Murray, Glasgow chartered accountants, until the formation of Murray Johnstone in 1968. In 1979 the Company added its Manager's name to become Murray Caledonian Investment Trust Limited but remained a generalist equity trust. With discounts wide and reflecting a shareholder desire for investment trusts to specialise, in 1984 it changed to its current name of Murray Income Trust PLC and to its remit of investing for a high and growing income from a portfolio predominantly of UK equities. Murray Johnstone was taken over by Aberdeen Asset Management in 2000 and Murray Income has been part of the abrdn stable ever since. Most of the older records were destroyed by a serious flood in Murray Johnstone's offices in the late 1970s. Facsimile records at Companies' House are in many cases illegible so, sadly, it is not possible to construct any long term performance records with a sufficient level of confidence.

One thing that we can confirm is the now fifty-year record of consecutive dividend increases. It was the autumn of 1973 when your Company last did not raise its dividend; the year of the miners' strike and three-day week, the Arab-Israeli war and the oil price shock. The Company's dividend per share has grown from 0.47p then to 37.5p in 2023, representing a compound annual growth rate of 9.2%. A more realistic comparison is the 6.0% compound annual growth rate since the change to a UK equity income remit in 1984.

The Association of Investment Companies (the "AIC") accords Dividend Hero status to investment trusts which have raised their annual dividend consecutively for twenty years or more. Maintaining that Dividend Hero status and with a starting dividend yield level of over 4% is both a source of pride for the Board and a priority for the future.

Dividend

As outlined above, the Board announced on 2 August 2023 its 50th consecutive increase in the annual dividend to 37.5p. Revenue per share for the year was 38.7p, down 4.4% from the previous year's 40.5p. However, the 37.5p dividend was 103% covered by net income earned during the year and the Company was able to transfer the excess to bolster its revenue reserves, taking them from 17.5p per share to 20.2p, equivalent to 54% (2022: 48%) of the current annual dividend of 37.5p (2022: 36.0p). The Board gave extensive consideration to how much to grow the dividend and how much to add to reserves. Two factors influenced us in our decision. First is that we prefer

revenue reserves per share to be in the range of one-half to a full year's dividend per share. Second is that although our Manager projects that revenue per share may fall for another year, dividend cover for UK companies has already recovered to a very healthy 2.0x for calendar 2023 from 1.5x in calendar 2021.

Investment Performance

Over the twelve months ended 30 June 2023, the Company's NAV per share (with debt at fair value) rose 8.8% in total return terms, as compared to the FTSE All-Share Index (the "Benchmark") return of 7.9%. The share price total return was 4.9% reflecting the discount widening from 4.5% to 8.2% (measured based on NAV with debt at fair value).

Positive contributors over the year included the Company's long-term borrowings, sector allocation and individual holdings such as Aveva and Sage. The largest positive contributor was the favourable movement in the fair (or market) value of the Company's long-term gearing: as interest rates rose, the market value of this liability fell. The main negative contributors over the year were stock-specific; Watkin Jones, Marshalls and Direct Line. Charles Luke and Iain Pyle discuss performance in more detail in the Investment Manager's Report on pages 9 to 13.

Looking over longer periods ended 30 June 2023, the annualised NAV (debt at fair value) performance is behind the Benchmark over three years but ahead over five and ten years.

	3 years ended 30 June 2023 (annualised)	5 years ended 30 June 2023 (annualised)	10 years ended 30 June 2023 (annualised)
Performance (total return)	%	%	%
Share price ^{AB}	7.3	5.6	5.7
Net asset value per Ordinary share ^{ABC}	8.3	5.3	6.4
FTSE All-Share	10.0	3.1	5.9

Source: abrdn & Morningstar

^A Total return as defined on page 105.

^B Considered to be an Alternative Performance Measure. Further details may be found in pages 103 and 106.

^C With debt at fair value.

Chair's Statement

Continued

Investment Process

Our Manager's investment process is best summarised as a search for good quality companies at attractive valuations. The Manager defines a quality company as one capable of strong and predictable cash generation, sustainably high returns on capital and with attractive growth opportunities. These typically result from a sound business model, a robust balance sheet, good management and strong environmental, social and governance characteristics. These qualities helped avoid the worst of the dividend shocks during the pandemic.

Investment People

abrdrn is our appointed investment management company. Charles Luke has been our lead portfolio manager since 2006 and works alongside Rhona Millar and Co-Manager Iain Pyle, as members of abrdrn's 43-strong Developed Markets Equities team.

Driving Environmental, Social and Governance ("ESG") Change

ESG considerations are deeply embedded into the company analysis carried out by our Manager which is able to draw on the expertise of more than 60 in-house ESG specialists. The aim is to mitigate risk and enhance returns and this results in frequent dialogue with investee companies and helps to ensure that the companies in the portfolio are acting in the best long-term interests of their shareholders and society at large. The objective is to drive ESG change.

It is important to note that the policy pursued by our Manager on our behalf is dynamic rather than static. ESG conclusions change if the inputs change: For example, one might look at Russia's invasion of Ukraine and conclude that the social factor of security and safety is more important now than previously considered. Similarly, one might consider energy security be given a higher weight relative to carbon dioxide emissions and come to a different conclusion on holding an oil or gas stock.

The Investment Manager's Report contains further information on how ESG factors are incorporated into the Managers' investment approach. For more detailed information we would refer you to the Sustainable Investment Report on our website at: murray-income.co.uk.

Share Buybacks and Discount

Discounts across the investment trust sector have widened in the past twelve months, including within the UK equity income sector. The Board has thus decided to make more extensive use of its buyback capability. Over the year, the discount widened from 4.5% to 8.2% while the average discount was 7.4% and the range was between 4.5% and 12.2% (all based on NAV with debt at fair value). The Company bought back 5.0m shares during the year, representing 4.3% of shares in issue at the start of the year. No shares were issued or sold from treasury.

The Board monitors the discount level closely and will again be requesting shareholders' approval at the AGM to renew the Company's buyback and issuance powers. As at 30 June 2023, there were 111,720,001 (2022: 116,690,472) Ordinary 25p shares in issue with voting rights and 7,809,531 (2022: 2,839,060) shares held in Treasury.

Ongoing Charges

Our largest cost is the investment management fee payable to abrdrn which is calculated on a sliding scale with a marginal rate of 0.25% on assets over £450m. The effect of expanding the Company in 2020 and keeping tight control of costs generally has resulted in an overall ongoing charges rate of 0.50%, which the Board considers good value compared to past history and also to other funds in the closed- and open-ended industry.

Gearing

The Company has £100m of long-term borrowings with £40m due in 2027 and £60m due in 2029 at a blended cost of 3.6%. Together with a £50m short-term multicurrency facility with Bank of Nova Scotia Limited, the Company has up to £150m of borrowing facilities available representing 15.0% of net asset value. With the beta of the investment portfolio (its sensitivity to changes in the Benchmark) currently running at 0.9 (typical of the Investment Manager's style), the Board believes that the appropriate neutral gearing rate is 10%. At the year end the actual gearing rate was 10.4% (2022: 9.4%). The annualised cost of the Company's current borrowings was 0.26% of NAV (2022: 0.23%).

Board Composition

As previously announced and after completing nearly ten full years of service, I shall be retiring from the Board at the conclusion of the centenary Annual General Meeting ("AGM"). Peter Tait, currently Senior Independent Director, will take over as Chair. Alan Giles will replace Peter as Senior Independent Director. The other senior board position is Audit Committee Chair, a post held by Stephanie Eastment since 2018.

Merryn Somerset Webb has informed us that she does not wish to stand for re-election as a Director and so will retire from the Board at the end of the AGM. This is to allow her to be able to pursue conference hosting roles with interactive investor and others. We will miss her knowledge of private investors and marketing and markets in general. She leaves with our thanks and best wishes.

The remaining Board members have started a recruitment exercise. Sadly, I have to report that Jean Park passed away in May – Jean was a much loved colleague and a former Director of this Company until 2021.

Online Shareholder Presentation

The Company will hold an online shareholder presentation for shareholders and other interested parties at 11.00am on 3 November 2023. This will feature your Chair and Investment Manager discussing the outlook for the Company and answering your questions live. Please submit questions in advance to murray.income@abrdn.com or on the day via the event page which is also where you may register: <https://www.workcast.com/register?cpak=6223673361069891>

Centenary Annual General Meeting

The Company will hold its centenary AGM in the city of our incorporation, at 12.30pm on Tuesday 7 November 2023 in The Glasgow Royal Concert Hall. We hope to mark our centenary in style. One of the advantages of investing via investment trusts is that all shareholders have the opportunity to meet their Manager and the Directors at the AGM. This year's meeting will commence with a presentation on the Company and market outlook from Charles Luke. There will then be the formal part of the AGM where shareholders get to ask questions about the AGM resolutions and thereafter cast their votes via a poll. After this will be a centenary lunch at which shareholders will be able to chat to the Manager and Directors. Shareholders may bring a guest with them to the meeting.

Action to be Taken

If you wish to attend and are unsure how to register, please send an email to: murray.income@abrdn.com.

Shareholders will find enclosed with this Annual Report an Invitation Card and Form of Proxy for use in relation to the AGM. Whether or not you propose to attend the AGM, you are encouraged to complete the Form of Proxy in accordance with the instructions printed on it and return it, with the Invitation Card if you wish, in the prepaid envelope as soon as possible but in any event so as to be received no later than 12.30pm on 3 November 2023. Completion of a Form of Proxy does not prevent you from attending and voting in person at the AGM if you wish to do so.

If you hold your shares in the Company via a share plan or a platform and would like to attend and/or vote at the AGM, then you will need to make arrangements with the administrator of your share plan or platform. For this purpose, investors who hold their shares in the Company via the abrdn Investments Plan for Children, the abrdn Share Plan and/or the abrdn Investments Trust ISA will find a Letter of Direction and Invitation Card enclosed. Shareholders are encouraged to complete and return both the Letter of Direction and Invitation Card in accordance with the instructions printed thereon.

Further details on how to attend and vote at company meetings for holders of shares via share plans and platforms can be found at: www.theaic.co.uk/aic/how-to-vote-your-shares

I always welcome questions from our shareholders at the AGM. Alternatively, shareholders may submit questions to the Board prior to the meeting by sending an email to: murray.income@abrdn.com.

Update

From 30 June 2023 to 15 September 2023, being the latest practicable date prior to approval of this Report, the NAV per share (with debt at fair value) returned 2.6% underperforming the FTSE All-Share Index which returned 3.3%, both figures on a total return basis.

Chair's Statement

Continued

A personal outlook

Over my term as a Director, I have invested around the same amount buying Murray Income shares as I have been paid in Directors' remuneration. I intend to keep the shares for the long-term. Why? Firstly, the starting yield is important to me. My long-term financial planning targets an overall compound annual growth rate of 4%-5%. If I can achieve most of that from the starting yield of 4.5% then the rest of the decision-making becomes easier. If the dividend payments grow every year, that's even better. How about inflation protection? If inflation remains high, the value of my future income will be eroded. That's one reason I favour Murray Income over long-term bonds. Bonds, by definition, do not increase their dividend payments. Equities can, and abrdn's quality bias means that I would expect Murray Income's holdings to be more resilient in such a scenario. Not total protection, but enough to keep me from worrying.

What about the outlook for capital growth? Obviously, this is harder to predict given the number and scale of known and unknown scenarios. But as Charles and Iain argue in their Investment Manager's Report (see page 13), UK equity valuations currently look unusually cheap in absolute terms and relative to both their own history and to world markets. The factors that have depressed UK valuations (take your pick from politics, Covid, Brexit, productivity, austerity, banks, quantitative easing and inflation) are not necessarily permanent. The quality companies within the UK market are to some extent insulated from these factors and have, in certain cases, been going from strength to strength, helping explain why so many have been taken over by foreign companies. If these quality companies in the portfolio can keep on achieving revenue growth, the outlook for capital growth is much improved.

In closing I'll just focus on the investment numbers: the Murray Income portfolio is presently trading on a price to earnings multiple of 13.9x current year earnings. Average dividend cover for those holdings is 2.0x. The current dividend yield for the Company is 4.5% with that dividend having increased every year for the past 50 years. All this for an annual ongoing charges rate of around 0.50%.

May I thank you all for your support to me as Chair and for your loyalty to the Company. It has been a great pleasure and privilege to serve the Company. Murray Income will be in good hands under Peter's leadership and I trust that you will share in its ongoing success.



Neil Rogan

Chair

19 September 2023

Investment Manager's Report

Background

For the UK economy, the year to 30 June 2023 ("the Year") has been characterised by high levels of inflation, monetary policy tightening and concerns around a potential recession. Equity markets have generally been more robust than might have been expected against this backdrop. The UK equity market ended the year +7.9% higher on a total return basis, although with the path to that level less than smooth. In September 2022, it was UK politics that influenced domestic market performance. The new Chancellor Kwarteng's "mini budget" sparked a wave of selling of UK gilts and a substantial weakening of the pound which led to the Bank of England ("BoE") stepping in with emergency measures to stabilise markets. UK government bond prices rose and the pound recovered somewhat as first Chancellor Kwarteng and then Prime Minister Truss resigned and many of their previously announced tax cut proposals were reversed. Then, in March 2023, the banking sector created volatility, first in the US when Silicon Valley Bank collapsed and later in the month when concerns grew over the viability of Credit Suisse which was ultimately acquired by UBS.

Less transitory than these events have been the persistently high level of inflation and the ongoing response from central banks. UK inflation, as measured by the Consumer Prices Index, reached 11.1% in October, the highest level in more than four decades. Annual inflation fell below 10% for the first time since the summer of 2022 in April when the reading was 8.7%, but data for May showed that core inflation, which excludes volatile fuel and unprocessed food costs, continued to rise. The BoE acted to control inflation by raising interest rates multiple times over the period, with the policy rate increasing from 1.25% at the start of the Year to 4.5% by the end of June 2023. After the year end, the BoE subsequently surprised markets by hiking a further 0.5% in July, and then again by an additional 0.25% in August, as inflation exceeded expectations, although maintaining their forecast that inflation will fall rapidly in the second half of 2023.

Despite rising interest rates, the UK has so far avoided a technical recession (defined as two consecutive quarters of negative growth in real GDP) and updated forecasts at the start of the calendar year from the UK's Office for Budget Responsibility showed they now expect the country to avoid a recession in 2023. Economic data for the UK has been mixed over the period. GDP fell by -0.3% in the quarter to September, followed by 0.1% increases in the subsequent quarters to December and March. Purchasing Managers' Index data continued to show the

Services sector performing better than Manufacturing. Labour markets have remained tight and there was widespread strike action across multiple sectors. Consumer confidence was reported to be at its lowest level since records began in 1974, albeit retail sales remained relatively robust.

This picture of high inflation and interest rate rises is generally consistent across other developed markets. Compared to the UK, inflation has softened more in the US and the Eurozone in recent months and our view is that we are nearing the end of hiking cycles in those economies. In the US, although growth has so far fared better than anticipated in the face of rate tightening and banking sector concerns, we continue to forecast negative GDP growth in 2024. China moved away from their zero-covid policy in the final quarter of 2022. The policy change initially led to a rise in covid cases which weighed on growth, followed by a benefit to activity from the reopening of the economy. However, the reopening tailwind faded quicker than had been widely expected, which prompted the government in Beijing to introduce new measures intended to stimulate the economy. Oil and other commodity prices declined over the Year over fears of weakening demand. European gas prices fell sharply from the mid-2022 highs reached following the Russian invasion of Ukraine.

Global equity markets performed well over the Year, with the MSCI World Index returning 19.2% over the period on a total return basis in US dollar terms. In the UK, the FTSE All-Share index (the Company's "Benchmark") lagged global markets, rising by 7.9% with the FTSE 100 Index which has more international exposure increasing by 8.9% and outperforming the 3.0% rise in the FTSE 250 Index which has more domestic exposure. From a factor perspective, broadly-speaking 'Value' and 'Momentum' outperformed while 'Quality' and 'Growth' stocks underperformed on a relative basis.

Although a relatively small sector, the technology sector performed strongly over the year mostly for individual stock specific reasons. On the other hand the weakest performance was seen in the telecoms sector as its main constituents BT and Vodafone struggled operationally. In a broad reversal of the prior year's performance, some of the more defensive areas of the market such as healthcare and consumer staples underperformed while perhaps surprisingly a number of the more cyclical, economically-sensitive areas of the market such as consumer discretionary and industrials outperformed.

Investment Manager's Report

Continued

Performance

The Company generated a positive Net Asset Value per share total return of 8.8% for the Year (based on debt at fair value) outperforming the benchmark FTSE All-Share Index which returned 7.9% over the Year. Changes in the fair value of the Company's long term debt aided performance by approximately 1.3% reflecting the favourable movement in the fair (or market) value of the Company's long-term gearing; as interest rates rose, the market value of this liability fell. On a total return basis, the Company's share price increased by 4.9% which reflected a widening of the discount to Net Asset Value (debt at fair value) at which the shares traded from 4.5% to 8.2%.

Our investment process encompasses a patient buy and hold approach and longer term returns also remain very positive compared to the Benchmark. For example, over five years, the share price and Net Asset Value per share (based on debt at fair value) have outperformed the FTSE All-Share Index by approximately 15% and 13% respectively on a total return basis.

In absolute terms, taking account of the £60m of senior secured fixed rate notes 2029, £40m of senior secured fixed rate notes 2027, as well as £6.4m drawn down from an unsecured multi-currency revolving credit loan facility agreement with The Bank of Nova Scotia Limited, debt was £106.5m at the end of the Year. The net gearing was 10.4% at the end of the Year as compared to 9.4% at the end of the prior year.

Performance benefited from good stock selection in the technology and consumer staples sectors offset by the underweight exposure to energy and poor stock selection in the consumer discretionary and industrials sectors.

Turning to the individual holdings, there were numerous companies that demonstrated strong share price increases. The share prices of **VAT Group** and **Sage** both increased by over 45% during the Year. Non-held companies British American Tobacco and Vodafone, and the holdings in technology companies **Sage** and **Aveva** generated the greatest stock level outperformance. As we mentioned last year, we believed the portfolio was vulnerable to corporate and takeover activity and during the year bids were forthcoming for Euromoney, Aveva, Industrials REIT, Dechra Pharmaceuticals and Countryside Properties in aggregate benefiting relative performance.

The poorest share price performances were from domestic companies exposed to higher inflation and/or rising interest rates including **Watkin Jones**, **Marshalls** and **Direct Line**. **Marshalls**, **Direct Line** and non-held HSBC and Flutter provided the most significant negative relative return over the Year.

Performance Attribution for the year ended 30 June 2023

	%
Net Asset Value total return for year per Ordinary share (fair value)	+8.8
FTSE All Share Index total return	+7.9
Relative return	+0.9
Relative return	
Stock selection	
Energy	+0.1
Basic Materials	-0.5
Industrials	-1.5
Health Care	+0.2
Consumer Staples	+1.1
Consumer Discretionary	-0.9
Telecommunications	+0.5
Utilities	+0.1
Technology	+0.9
Financials	-0.7
Real Estate	+0.1
Total stock selection (equities)	-0.6
Asset allocation (equities)	
Energy	-0.4
Industrials	+0.5
Health Care	+0.1
Consumer Staples	+0.1
Telecommunications	+0.1
Technology	+0.5
Financials	-0.1
Real Estate	-0.2
Total asset allocation (equities)	0.6
Management fees	-0.4
Administrative expenses	-0.1
Tax	-0.1
Cash & options	-0.5
Gearing – finance costs	+0.5
Gearing – difference between fair value and par value returns	+1.3
Share buybacks	+0.3
Residual effect	-0.1
Total	+0.9

Notes: Stock Selection – measures the effect of equity selection relative to the benchmark. Asset allocation – measures the impact of over or underweighting each industry basket in the equity portfolio, relative to the benchmark weights. Cash & options effect – measures the impact on relative returns of these categories. Gearing – measures the impact on relative returns of net borrowings. Management fees, administrative expenses and tax – these reduce total assets and therefore reduce performance. Source – abrdn.

Portfolio Activity and Structure

Turnover of approximately 18% was the same as the prior year. The pattern of trades reflected the ongoing desire to improve, where possible, the quality of the portfolio and maintaining the focus on attractive capital and dividend growth. Active share (the proportion of the portfolio that differs from the benchmark) remained stable at approximately 70%.

The portfolio added five new holdings in the Year. Two of these, **Games Workshop** and **Genus**, were UK mid-cap company introductions. **Games Workshop** is a hobby miniatures company which we see as a unique asset with strong quality credentials and an attractive dividend yield. **Genus** is a global leader in genetics and breeding, contributing to improving sustainable food production. We see **Genus** as having an attractive market position and long-term growth potential from the development of virus-resistant pigs.

The Company can invest up to 20% of gross assets in overseas listed companies. This has three main benefits: firstly, to provide access to industries not available to UK-only investors; secondly, to diversify risk in concentrated sectors in the UK market; and thirdly, to enable investment in better quality proxies of UK listed companies. During the year, three overseas holdings were added to the portfolio. The first was Swiss-listed pharmaceutical company, **Roche**, which has a healthy balance sheet and a pipeline which we believe to be undervalued. The second was **LVMH**, the luxury goods company listed in Paris which offers strong long-term growth potential through its portfolio of well-known brands. The final new overseas holding added to the portfolio was Paris-listed cosmetics and skincare company **L'Oréal** which we see as having strong quality characteristics, in particular: well-known brands, appealing market growth dynamics and attractive financial characteristics.

We increased exposure to several of our existing holdings which we believe have high quality characteristics with attractive growth prospects at appealing valuations including **Howden Joinery**, **Kone**, **Nestlé**, **Oversea-Chinese Banking Corp**, **Oxford Instruments**, **London Stock Exchange Group**, **RELX**, **Sage**, and **Unilever**.

Fifteen holdings were sold during the Year, of which five stocks were exited following takeover bids: **Aveva**, **Dechra Pharmaceuticals**, **Euromoney**, **Industrials REIT** and **Countryside Partnerships** (where we continue to have a holding in the acquirer, **Vistry**). In the second half of 2022 we reduced the portfolio's exposure to the real estate sector. **Watkin Jones** was sold following a profit warning which led to a change in confidence in the company's business model and concern about the risk of further downgrades. Concern around high levels of leverage and potential risk to dividends given rising discount rates and higher interest charges also resulted in the sales of small holdings in **Assura**, **Sirius Real Estate**, and **Unite Group**. The residual position in **Haleon**, the consumer healthcare business which was spun-out from GSK, was exited. **XP Power** was exited as the outlook appeared increasingly uncertain and the company has high leverage. The small holding in **Mowi** was sold as call options written over the holding were assigned. Finally, the small positions in **Ashmore**, **Bodycote** and **Weir** were sold given more attractive opportunities elsewhere.

In addition, we reduced the exposure to a number of holdings where we have higher conviction in other names in their respective sectors or to manage position sizes in the portfolio. Positions in stocks including **AstraZeneca**, **Novo Nordisk**, **BHP**, **M&G**, **Standard Chartered** and **TotalEnergies** were trimmed.

Overall, the net effect of the purchases and sales has been to reduce the number of holdings from 61 down to 52, providing a sharper focus to the portfolio.

We continued our measured option-writing programme which is based on our fundamental analysis of the holdings in the portfolio. The option-writing strategy has been of benefit to the Company by diversifying and increasing the level of income generated. It also provides headroom to invest in companies with lower starting yields but better dividend and capital growth prospects. Income from writing options of £2.8m represented 5.6% of total income earned in the Year.

Our aspiration in terms of portfolio construction is simple: to invest in good quality companies with attractive growth prospects through a sensibly diversified portfolio with appealing dividend characteristics. Furthermore, the ability to invest up to 20% of gross assets overseas is helpful in achieving these aims with 13 overseas-listed companies in the portfolio at the period end representing approximately 18% of gross assets.

Investment Manager's Report

Continued

Environmental, Social and Governance

In line with our longer-term investment horizon, we continue to put significant effort into engagement with the companies in the portfolio to ensure that they are run in shareholders' best interests. Examples of the subjects of our engagement during the Year have included topics such as board composition, capital allocation, mergers and acquisitions activity, and risk management (including issues such as climate change, regulatory risk, and management succession planning). We pursue these issues through meetings with the executive management of the companies as well as with the non-executives, particularly the chairs of the board and remuneration committees. MSCI independently rate the portfolio as AA for its ESG characteristics and further detailed information can be found in the Sustainable Investment Report on the Company's website at; murray-income.co.uk.

A small selection of examples include our engagements with **Games Workshop**, **Safestore** and **Hiscox** outlined below.

Having relatively recently initiated a position in **Games Workshop** we chose to engage with the company more actively on ESG-related matters. Of particular note, we have flagged to the company that we believe that enhancing diversity across the business should help **Games Workshop** achieve a number of its goals, including the sustaining of its strong culture and ambitions to further develop their intellectual property and grow the customer base through expanding geographically. We have written to the company outlining our views and provided examples of practices to support diversity we have observed among our investee companies.

For a number of years we have voted against approval of **Safestore's** Remuneration Report owing to concerns about a very generous incentive scheme introduced in 2017. However, we are supportive of the current board and therefore, as one of **Safestore's** largest shareholders, this year we have engaged actively with the board on the structure of a new remuneration policy. We have provided feedback on multiple aspects of the policy proposal, including striking a more balanced approach to base salary and long-term incentives, incentivising and retaining management of this high-performing company and avoiding base salary growth for executive directors ahead of the wider workforce.

We engaged with **Hiscox** in order to gain additional insight into the company's approach to ESG. The principal focus of our engagement was the integration of climate-related risks into underwriting. We were encouraged by the company's open dialogue on the areas of strength and weakness in current datasets and modelling with respect to climate-related risks and **Hiscox's** approach to enhancing its capabilities and generating opportunities for new products. We have asked the company to enhance disclosures with regards to social indicators, in particular on human capital, and suggested that **Hiscox** consider including social considerations into its Exclusions Policy and set group sustainability targets beyond Greenhouse Gas emissions reductions.

Income

For the Year, the Company witnessed a decrease in the level of income due to lower dividends from the mining sector holdings and a smaller amount of special dividends, partly offset by higher interest income. Two special dividends (paid by **TotalEnergies** and **OSB Group**) were included in income from investments and were treated as revenue items. We believe that this recognition is appropriate given that, in each case, the return of cash was from a build-up of profits generated by ongoing operations rather than from a sale of assets.

The Company's earnings per share decreased by 4.4% from 40.5p to 38.7p. Paying a full year dividend of 37.5p per share has allowed £2.2m to supplement the revenue reserves which now represent 54% of the full year dividend. We view the portfolio's exposure to attractive and enduring earnings trends as providing the potential for appealing income growth over the long term.

Outlook

Recent data points provide a less than clear picture around current conditions and future direction. However, in most developed economies growth appears to be more robust than might be expected in light of the meaningful monetary policy tightening over the past 12 months. On the other hand, the momentum of China's reopening has faded and more stimulus is likely to feature. Underlying price pressures have been sticky reflecting excess demand across various sectors and economies prompting central banks to remain hawkish. We believe that the current tightening cycle will ultimately restrict economic growth with the resulting downturn in demand helping to engineer a relatively rapid fall in inflationary pressures allowing significant interest rate cuts over the next 18 months.

The portfolio is jam-packed with high quality, predominantly global businesses capable of delivering appealing long term earnings and dividend growth at a modest aggregate valuation. Our focus on quality companies should provide protection through a downturn: those companies with pricing power, high margins and strong balance sheets are better placed to navigate a more challenging economic environment and emerge in a strong position. Furthermore, these quality characteristics are helpful in underpinning the portfolio's income generation.

The valuations of UK-listed companies remain attractive on a relative and absolute basis. Apart from the global financial crisis, the UK's market multiple is nearing its lowest point for 30 years. It is cheap in absolute terms, relative to history and also relative to global equities. Investors are benefitting from global income at a knock-down price. Moreover, the dividend yield of the UK market remains at an appealing premium to other regional equity markets. In summary, we feel optimistic that our long-term focus on investments in high quality companies with robust competitive positions and strong balance sheets, which are led by experienced management teams will be capable of delivering premium earnings and dividend growth.



Charles Luke and Iain Pyle
Investment Manager
19 September 2023

Performance

Performance (total return, including reinvested dividends)

	1 year return %	3 year return %	5 year return %	10 year return %
Share price ^A	+4.9	+23.4	+31.6	+73.2
Net asset value per Ordinary share (debt at fair value) ^A	+8.8	+26.9	+29.7	+85.7
Net asset value per Ordinary share (debt at par value) ^A	+7.5	+24.5	+27.2	+82.3
Benchmark ^B	+7.9	+33.2	+16.5	+78.0

^A Considered to be an Alternative Performance Measure. Further details can be found on pages 105 and 106.

^B FTSE All-Share Index.

Source: abrdn & Morningstar

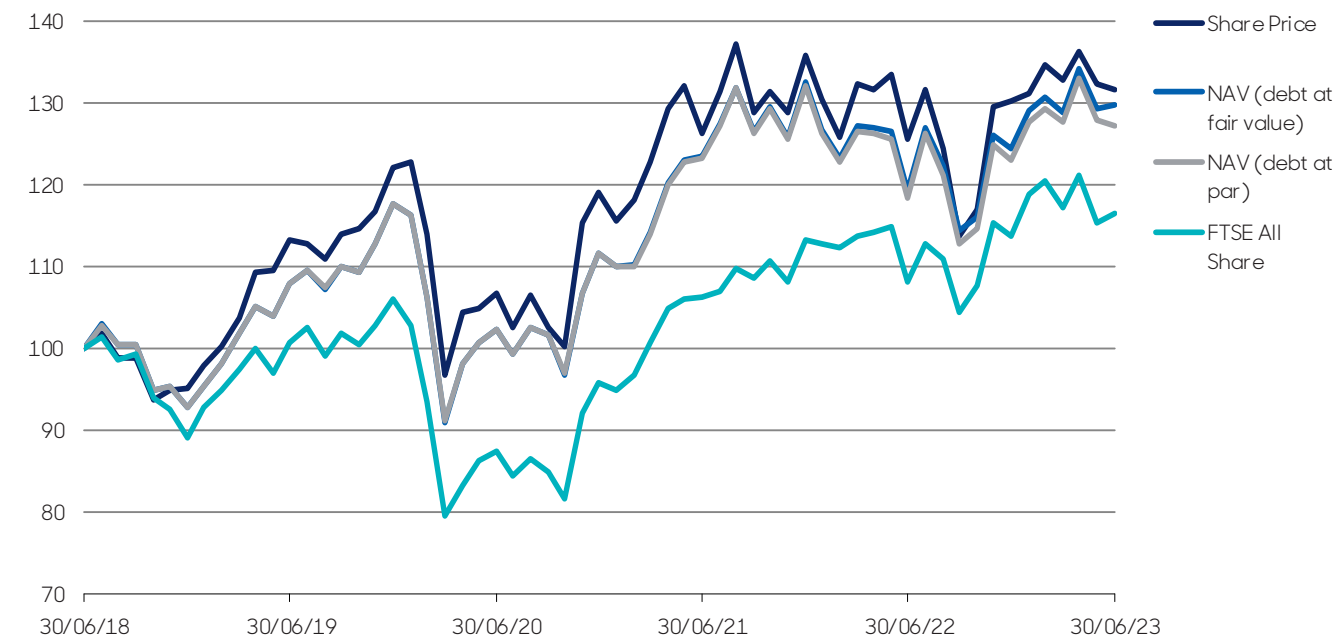
Ten Year Financial Record

Year end 30 June	2014	2015	2016	2017	2018	2019	2020	2021	2022	2023
Income (£'000)	23,926	25,476	24,838	26,667	25,987	25,597	22,804	35,979	51,018	48,879
Shareholders' funds (£'000)	547,652	515,888	515,036	576,462	570,929	587,150	534,361	1,093,859	1,009,255	999,184
Per Ordinary share (p)										
Net revenue return	30.5	33.1	32.0	34.9	33.6	34.9	30.5	33.7	40.5	38.7
Dividends ^A	31.25	32.00	32.25	32.75	33.25	34.00	34.25	34.50	36.00	37.50
Net asset value (capital only)	805.2	757.1	766.5	860.1	856.3	888.1	808.3	934.6	864.9	894.4

^A The figures for dividends per share reflect the years to which their declaration relates and not the years they were paid.

Total Return of NAV with debt at fair value and Share Price vs FTSE All-Share Index

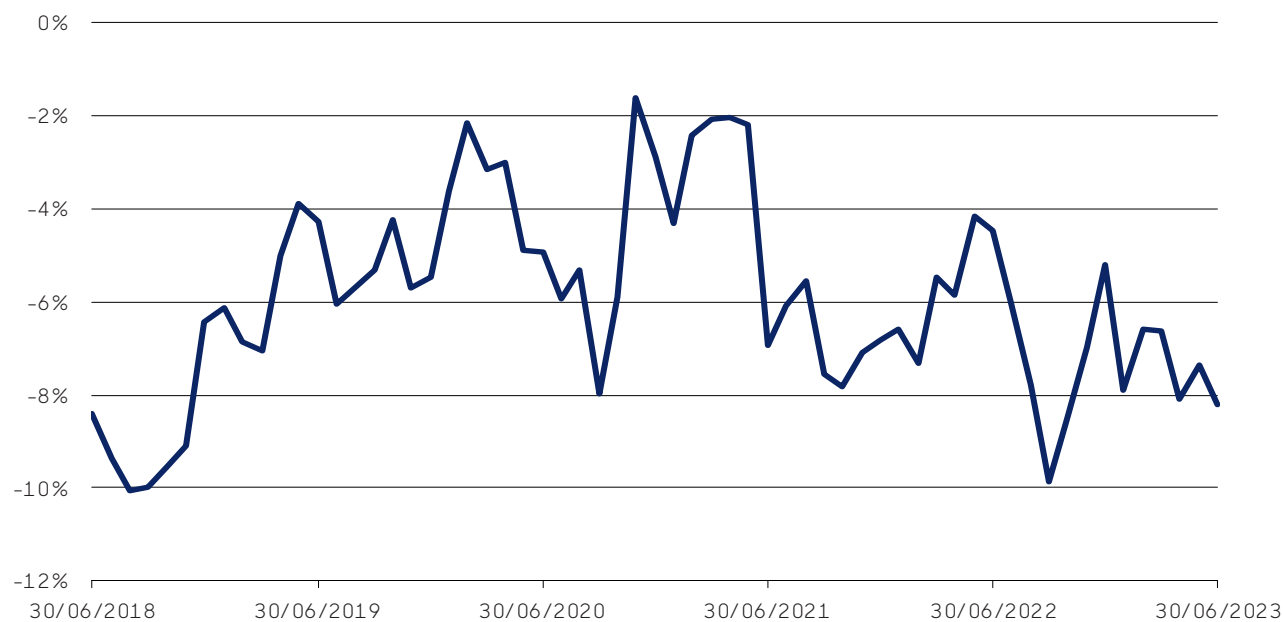
Five years ended 30 June 2023 (rebased to 100 at 30 June 2018)



Source: Morningstar & Lipper

Share Price Discount to NAV with debt at fair value

Five years ended 30 June 2023



Source: abrdn & Lipper

Financial Highlights and Dividends

Financial Highlights

	30 June 2023	30 June 2022	% change
Shareholders' funds (£'000)	999,184	1,009,255	-1.0
Net asset value ("NAV") per Ordinary share – debt at fair value	911.7p	871.0p	+4.7
NAV per Ordinary share – debt at par	894.4p	864.9p	+3.4
Market capitalisation (£'000)	935,096	970,865	-3.7
Share price of Ordinary share	837.0p	832.0p	+0.6
Discount to NAV on Ordinary shares – debt at fair value ^A	8.2%	4.5%	
Discount to NAV on Ordinary shares – debt at par ^A	6.4%	3.8%	
Gearing (ratio of borrowing to shareholders' funds)			
Net gearing ^A	10.4%	9.4%	
Dividends and earnings			
Revenue return per share	38.7p	40.5p	-4.4
Dividends per share ^B	37.50p	36.00p	+4.2
Dividend cover ^A	1.03 times	1.13 times	
Dividend yield ^A	4.5%	4.3%	
Revenue reserves (£'000)			
Prior to payment of fourth interim dividend ^C	36,664	33,491	
After payment of fourth interim dividend	22,576	20,363	
Operating costs			
Ongoing charges ratio ^A	0.50%	0.48%	

^A Considered to be an Alternative Performance Measure. Further details can be found on pages 103 and 105.

^B The figures for dividends per share reflect the years in which they were earned (see note 7).

^C Per the Statement of Financial Position on page 65.

Dividends

	Rate	XD date	Record date	Payment date
First interim	8.25p	17 Nov 2022	18 Nov 2022	15 Dec 2022
Second interim	8.25p	16 Feb 2023	17 Feb 2023	16 Mar 2023
Third interim	8.25p	18 May 2023	19 May 2023	15 Jun 2023
Fourth interim	12.75p	17 Aug 2023	18 Aug 2023	14 Sep 2023
Total dividends	37.50p			

Overview of Strategy

Business Model

Murray Income Trust PLC (the "Company") is an investment trust whose Ordinary shares are listed on the premium segment of the London Stock Exchange.

The Company is governed by a Board of Directors (the "Board"), all of whom are non-executive, and has no employees. The Board is responsible for determining the Company's investment objective and investment policy. Like other investment companies, the day-to-day investment management and administration of the Company is outsourced by the Board to an investment management group, abrdn, and other third party providers. The Company has appointed abrdn Fund Managers Limited (see 'Manager' in Glossary on page 107) as its alternative investment fund manager, which has in turn delegated certain functions, including administration of the investment policy, to abrdn Investments Limited (formerly Aberdeen Asset Managers Limited). The Manager has delegated the company secretarial function to abrdn Holdings Limited (formerly Aberdeen Asset Management PLC).

The Company complies with Section 1158 of the Corporation Tax Act 2010 which permits the Company to operate as an investment trust.

Investment Objective

The Company aims for a high and growing income combined with capital growth through investment in a portfolio principally of UK equities.

Investment Policy

In pursuit of the Company's investment objective, the Company's investment policy is to invest in the shares of companies that have potential for real earnings and dividend growth, while at the same time providing an above-average portfolio yield. The emphasis is on the management of risk and on the absolute return and yield from the portfolio as a whole rather than the individual companies which the Company invests in, which is achieved by ensuring an appropriate diversification of stocks and sectors within the portfolio, with a high proportion of assets in strong, well-researched companies. The Company makes use of borrowing facilities to enhance shareholder returns when appropriate.

Delivering the Investment Policy

The Company maintains a diversified portfolio of the equity securities of UK and overseas companies with an emphasis on investing in quality companies with good management, strong cash flow, a sound balance sheet and which are generating a reliable earnings stream.

The Investment Manager follows a bottom-up investment process based on a disciplined evaluation of companies, including through direct visits by its fund managers. Stock selection is the major source of added value, concentrating on quality first, then price. Top-down investment factors are secondary in the Investment Manager's portfolio construction with diversification rather than formal controls guiding stock and sector weights.

Board Investment Limits

The Board sets additional investment guidelines within which the Investment Manager must operate :

- the portfolio typically comprises between 40 and 70 holdings (but without restricting the Company from holding a more or less concentrated portfolio from time to time);
- the Company may invest up to 100% of its gross assets in UK-listed equities and other securities and is permitted to invest up to 20% of its gross assets in other overseas-listed equities and securities;
- the Investment Manager may invest in any market sector, however, the top five holdings may not exceed 40% of the total value of the portfolio and the top three sectors represented in the portfolio may not exceed 50%; and
- the Company may invest no more than 15% of its gross assets in other listed investment companies (including investment trusts).

The Company may use derivatives for the purpose of enhancing portfolio returns and for hedging purposes in a manner consistent with the Company's broader investment policy. The Investment Manager is permitted to invest in options and in structured products, provided that any structured product issued in the form of a note or bond has a minimum credit rating of "A".

Gearing

The Board is responsible for setting the gearing policy of the Company and for the limits on gearing. The Manager is responsible for gearing within the limits set by the Board. The Board has set its gearing limit at a maximum of 25% of NAV at the time of draw down. Gearing - borrowing money - is used selectively to leverage the Company's portfolio in order to enhance returns where this is considered appropriate. Particular care is taken to ensure that any financial covenants permit maximum flexibility of investment policy. Significant changes to gearing levels are communicated to shareholders.

Overview of Strategy

Continued

Key Performance Indicators

At each Board meeting, the Directors consider a number of Key Performance Indicators ("KPIs") to assess the Company's success in achieving its objectives, and these are described below, with those also categorised as Alternative Performance Measures marked with an asterisk (see also pages 103 to 106):

KPI	Description
NAV (total return) * relative to the Company's benchmark	The Board considers the Company's NAV (total return), relative to the FTSE All-Share Index, to be the best indicator of performance over different time periods. A graph showing NAV total return performance against the FTSE All-Share Index over the past five years is shown on page 15.
Share price (total return) *	<p>The Board monitors share price performance relative to open-ended and closed-ended competitor products, taking account of differing investment objectives and policies pursued by those products.</p> <p>The figures for share price (total return) for the Year and for the past three, five and ten years, as well as for the NAV (total return) per share, are shown on page 14. A graph showing share price total return performance against the FTSE All-Share Index over the past five years is shown on page 15.</p>
Discount/premium to NAV *	The discount/premium at which the Company's share price trades relative to the NAV per share is closely monitored by the Board. A graph showing the discount/premium over the last five years is shown on page 15.
Earnings and dividends per share	The Board aims to meet the 'high and growing' element of the Company's investment objective by developing revenue reserves sufficient to support the payment of a growing dividend; figures may be found in Financial Highlights and Dividends on page 16 in respect of earnings and dividends per share, together with the level of revenue reserves, for the Year and previous year.
Ongoing charges*	The Board monitors the Company's operating costs and their composition with a view to limiting increases wherever possible. Ongoing charges are disclosed on page 16 for the Year and the previous year and include look through costs. The increase in ongoing charges from 0.48% to 0.50% reflects the lower average net assets over the Year, as compared to the prior year.

Principal Risks and Uncertainties

There are a number of risks and uncertainties which, if realised, could have a material adverse effect on the Company's business model, future performance and solvency. The Board, through the Audit Committee, has put in place a robust process to identify, assess and monitor these by means of a risk assessment and internal controls system. This system was reviewed during the year, as explained in the Audit Committee Report on pages 51 and 52. As noted therein, the committee has a risk register and uses a post-mitigation heat risk map to identify principal, and emerging, risks.

Macroeconomic uncertainty has again been a significant risk during the year due to rising interest rates and higher inflation. The Board does not consider that the principal risks and uncertainties identified have changed during the Year.

The Audit Committee and the Board both consider emerging risks as part of their normal review of factors which could affect the Company, both in the short and longer term. For example, the emergence of negative climate change impacts, high inflation and interest rates, and potential conflicts (China and Taiwan tension) form a part of Directors' discussions with input from the Manager and broker.

The following table sets out the Company's principal risks and uncertainties and the Company's mitigating actions and comments if the post-mitigation risk assessment has changed, together with the reason why.

Principal Risk	Mitigating Action
STRATEGIC AND MARKET	
<p>The Company's investment objective and policy are no longer meeting investors' requirements (unchanged)</p> <p>Lack of a robust strategic review, failure to understand the market/investor demand. Failure to analyse and react to changes or uncertainty, unclear dividend policy.</p>	<p>The Company's investment objective and policy ("IOP") are reviewed regularly by the Board to ensure they remain appropriate and effective. The Board holds an annual strategy meeting at which strategy and approach is reviewed; this includes consideration of distributions; both dividends and share buy backs.</p>
<p>Discount control risk (unchanged)</p> <p>Investment trust shares tend to trade at discounts to their underlying NAVs, although they can also trade at premium. Discounts and premiums can fluctuate considerably leading to more volatile returns for shareholders.</p>	<p>The Board monitors the discount at which the Company's shares trade and will buy back or issue shares to try to minimise the impact of any discount or premium volatility. Whilst these measures seek to reduce volatility, they are not guaranteed to do this.</p> <p>As was the case in the prior year, the Board has assessed the discount control risk as elevated due to the discount at which the Company's shares are trading as compared to their underlying NAV.</p>
<p>Market risk (increased)</p> <p>Market risk arises from the volatility in prices of the Company's investments and the potential loss the Company could suffer through realising investments following negative market movements.</p> <p>Changes in general geopolitical, economic or market conditions, such as interest rates, exchange rates and rates of inflation, as well as global political events and trends could substantially and adversely affect the prices of securities and, as a consequence, the value of the Company's investment portfolio, its prospects and share price.</p> <p>Current geopolitical risks include the ongoing Russian invasion of Ukraine, rising tension between China and Taiwan.</p> <p>The longer term emergence of the effects on investee companies of climate change, and the regulatory environment around this present a further risk.</p>	<p>The Company's investment policy and its approach to risk diversification may be found on page 17, both of which serve to mitigate the effect of market risk on the portfolio. The Board considers the diversification of the portfolio, asset allocation, stock selection and levels of gearing on a regular basis. The Board also monitors the Company's relative performance as compared to peers and the Company's benchmark.</p> <p>The Board assesses climate change as an emerging risk in terms of how it develops, including how investor sentiment is evolving towards climate change within investment portfolios, and will consider how the Company may mitigate this risk, any other emerging risks, if and when they become material.</p> <p>The Board engages with the Manager, at each Board meeting, as part of its ESG oversight, to understand how climate change, and environmental factors are being assessed. Both are key considerations within the Manager's investment process (see also pages 93 to 97 for further information on the Manager's approach to ESG).</p> <p>During the Year, the Board evaluated market risk as elevated due to the limit on the Company's ability to mitigate the effect of external factors such as the uncertainty caused by geopolitical factors, rising inflation and cost pressures.</p>

Overview of Strategy

Continued

Gearing risk (increased)

The Company uses credit facilities. These arrangements increase the funds available for investment. While this has the potential to enhance investment returns in rising markets, in falling markets the impact could be detrimental.

Credit facilities may not be available at an acceptable rate, term or amount. The Company's three year £50 million facility matures on 27 October 2024.

Gearing is monitored and strict restrictions on borrowings are imposed: gearing continues to operate within pre-agreed limits so as not to exceed 25% of NAV at the time of draw down.

The Board and the Manager monitors the lending market and will address at a germane time to enable the availability of appropriate facilities if required.

INVESTMENT MANAGEMENT

Underperformance risk (unchanged)

Consistent underperformance by the Investment Manager over short, medium and long term.

The Investment Manager's style may result in the portfolio being significantly over or under weight positions in stocks and sectors compared to the benchmark and the Company's performance may deviate significantly from that of the benchmark and peers, possibly for extended periods.

The Board evaluates performance at each board meeting on both an absolute and relative basis, against the Company's benchmark and peers, and across various periods: short, medium and long term. Performance is also reviewed at the annual strategy meeting.

The Company has a set of investment limits and Board guidelines which ensure diversification of the portfolio.

Risk of loss of key staff (increased)

Loss of key staff through natural loss, or Manager reorganisation and/or redundancy. Loss of investor confidence if lead manager lost.

Charles Luke has been the lead portfolio manager for the Company since 2006. His co-manager is Iain Pyle who has been with the Manager since 2015, and Rhona Millar, with five years' experience, also works alongside them. All work within the Manager's 43-strong Developed Markets Equities team.

MARKETING

General marketing risk (increased)

Failure to implement the Board's marketing policy. Failure to address shareholder concerns or complaints, including of abrdn Investment Trust Saving plans holders.

Issues could arise from the lack of process ownership, poor procedures or the failure to appropriately manage distribution, concerns or complaints of shareholders.

The Manager's investor relations team works closely with the Board on institutional shareholder contact. In addition, quarterly updates are provided to the Board by the broker. All correspondence addressed to the Board is circulated to Directors while any complaints relating to the Company's savings plans are reviewed by the Board quarterly.

OPERATIONAL

Service provider risk (unchanged)

In common with most other investment companies, the Company relies on the services provided by third parties and is dependent on the control systems of the Manager (who acts as investment manager, company secretary and maintains the Company's assets, dealing procedures and accounting records); BNP Paribas Trust Corporation UK Limited (who acts as Depositary and Custodian); and the registrar. The security of the Company's assets, dealing procedures, accounting records and adherence to regulatory and legal requirements depend on the effective operation of the systems of these third party service providers.

Contracts with third party providers are entered into after appropriate due diligence. Thereafter the performance of each provider is subject to an annual review by the Audit Committee. The Depositary reports to the Audit Committee at least annually, including on the Company's compliance with AIFMD. The Manager also regularly reviews the performance of the Depositary.

Global assurance reports are obtained from the Manager, BNP Paribas Trust Corporation UK Limited and the registrar. These are reviewed by the Audit Committee. The reports include an independent assessment of the effectiveness of risks and

Failure by any service provider to carry out its obligations could have a material adverse effect on the Company's performance. Disruption, including that caused by information technology breakdown or a cyber-related issue, could prevent, for example, the functioning of the Company; accurate reporting to the Board or shareholders; or payment of dividends in accordance with the announced timetable.

internal controls at the service providers including their planning for business continuity and disaster recovery scenarios, together with their policies and procedures designed to address the risks posed to the Company's operations by cyber-crime. The Audit Committee receives an annual update on the Manager's IT resilience.

The Company's assets are subject to a strict liability regime and, in the event of a loss of assets, the Depositary must return assets of an identical type or the corresponding amount, unless able to demonstrate the loss was a result of an event beyond its reasonable control.

The Board has assessed the risk posed by cyber-crime as elevated, despite the available mitigation, reflecting the potential disruption which might be caused to the Company's operations by a cyber-attack.

The following are other risks identified by the Board which could have a major impact on the Company, but due to mitigation are not deemed to be principal risks:

Other Risks	Mitigating Action
<p>Dividend risk</p> <p>There is a risk that the Company fails to generate sufficient income from its investment portfolio to meet the Company's dividend requirements.</p> <p>A cut in the dividend of the Company would likely cause a drop in the share price and would end the Company's "Dividend Hero" status.</p>	<p>The Board reviews estimates of revenue income and expenditure prepared by the Manager.</p> <p>The Company's level of revenue reserves is monitored and can be added to in years of surplus, or used to support the dividend in years where there is a revenue deficit. Dividends can also be paid from capital, though use of capital reserves for dividends is expected to be rare.</p>
<p>Financial risk</p> <p>The Company's investment activities expose it to a variety of financial risks which include market risk (which is identified as a principal risk and is covered earlier in this section on page 19), liquidity risk and credit risk (including counterparty risk).</p>	<p>Details of these risks and the policies and procedures for their monitoring and mitigation are disclosed earlier in this section and in note 18 on pages 81 to 87.</p>
<p>Regulatory risk, including change of existing rules and regulation</p> <p>The Company is required to comply with relevant rules and regulations. Failure to do so could result in loss of investment trust status, fines, suspension of the Company's shares, criminal proceedings or financial or reputational damage.</p>	<p>The Manager provides investment, company secretarial, administration and accounting services through qualified third party professional providers.</p> <p>The Board receives regular reports from its broker, depositary, registrar and Manager as well as the industry trade body (the Association of Investment Companies ("AIC") on changes to regulations which could impact the Company and its industry.</p>
<p>Emerging risk</p> <p>Failure to have in place procedures that assist in identifying emerging risks. This may cause reactive actions rather than being pro-active and, in the worst case, could cause the Company to become unviable or otherwise fail.</p>	<p>The Board regularly reviews all risks to the Company, including emerging risks, which are identified by a variety of means, including advice from AIC, the Company's professional advisors, Directors' knowledge of markets, changes and events.</p>

Overview of Strategy

Continued

The principal risks associated with an investment in the Company's shares can be found in the pre-investment disclosure document ("PIDD") published by the Manager, which is available from the Company's website: murray-income.co.uk.

Promotional Activities

The Board recognises the importance of promoting the Company to existing and prospective investors both for improving liquidity and enhancing the rating of the Company's shares. The Board believes one effective way to achieve this is through subscription to, and participation in, the promotional programme run by the Manager on behalf of a number of investment trusts under its management. The Company also supports the Manager's investor relations programme which involves regional roadshows, promotional and public relations campaigns. The Manager's promotional and investor relations teams report to the Board on a quarterly basis giving analysis of their activities as well as updates on the shareholder register and any changes in the make-up of that register.

Communicating the long-term attractions of the Company is key. The promotional programme includes commissioning independent paid for research on the Company, most recently from Edison Investment Research Limited; a copy may be found on the Company's website.

The UK Stewardship Code and Proxy Voting

The Company supports the UK Stewardship Code 2020, and seeks to play its role in supporting good stewardship of the companies in which it invests. Responsibility for actively monitoring the activities of portfolio companies has been delegated by the Board to the Manager which has sub-delegated that authority to the Investment Manager.

The Manager is a tier 1 signatory of the UK Stewardship Code 2020 which aims to enhance the quality of engagement by investors with investee companies in order to improve their socially responsible performance and the long term investment return to shareholders. The Manager's Annual Stewardship Report 2022 may be found at abrdn.com. While delivery of stewardship activities has been delegated to the Manager, the Board acknowledges its role in setting the tone for the effective delivery of stewardship on the Company's behalf.

The Board has also given discretionary powers to the Manager to exercise voting rights on resolutions proposed by the investee companies within the Company's portfolio. The Manager reports to the Board on a six monthly basis on stewardship (including voting) issues and additional information may be found on page 97.

Global Greenhouse Gas Emissions and Streamlined Energy and Carbon Reporting ("SECR")

All of the Company's activities are outsourced to third parties. The Company therefore has no greenhouse gas emissions to report from the operations of its business, nor does it have responsibility for any other emissions producing sources under the Companies Act 2006 (Strategic Report and Directors' Reports) Regulations 2013. For the same reason as set out above, the Company considers itself to be a low energy user under the SECR regulations and therefore is not required to disclose energy and carbon information. Further information on the Manager's obligatory disclosures under the Taskforce on Climate-related Financial Disclosures ("TCFD") may be found on page 96.

Viability Statement

The Company does not have a fixed period strategic plan but the Board does formally consider risks and strategy on at least an annual basis. The Board regards the Company, with no fixed life, as a long term investment vehicle but for the purposes of this viability statement has decided that a period of five years (the "Review Period") is an appropriate timeframe over which to report. The Board considers that this Review Period reflects a balance between looking out over a long term horizon and the inherent uncertainties of looking out further than five years.

In assessing the viability of the Company over the Review Period the Directors have focused upon the following factors:

- the Company's principal risks and uncertainties as set out in the Strategic Report on pages 18 to 22;
- the relevance of the Company's investment objective;
- the demand for the Company's shares as indicated by the level of premium and/or discount;
- the level of income generated by the Company's portfolio as compared to its expenses;
- the overall liquidity of the Company's investment portfolio;
- the likelihood of the Company being able to continue to meet the covenants under its current borrowing arrangements, and the covenants attaching to any replacement borrowing arrangements, over the next five years;

- the £40m senior loan notes and £60m senior loan notes, which are repayable in 2027 and in 2029, respectively; and
- any requirement for the Company to repay or refinance the drawn-down element of its three year £50 million bank loan facility prior to, or at, its maturity in October 2024.

In making this assessment, the Board has considered in particular a large economic shock, such as a further global pandemic, a period of increased stock market volatility and/or markets at depressed levels, a significant reduction in the liquidity of the portfolio, or persistent inflationary pressures, or changes in investor sentiment or regulation, and how these factors might affect the Company's prospects and viability in the future. The Board undertook scenario analysis, incorporating income forecasting, in reaching its conclusions, but recognising that the Company's expenses are significantly lower than its total income.

Taking into account the Company's current position and the potential impact of its principal risks and uncertainties, the Directors have a reasonable expectation that the Company will be able to continue in operation and meet its liabilities as they fall due for a period of five years from the date of this Report.

Performance, Financial Position and Outlook

A review of the Company's activities and performance during the Year, including future developments, is set out in the Chair's Statement and in the Investment Manager's Report. These cover market background, investment activity, portfolio strategy, dividend policy, gearing and investment outlook. A comprehensive analysis of the portfolio is provided on pages 27 to 31 while the full portfolio of investments is published monthly on the Company's website. The Company's Statement of Financial Position on page 65 shows the assets and liabilities at the year end. Borrowing facilities at the year end comprised a mix of fixed and floating debt: a three year £50 million bank loan, £40 million of senior loan notes due for repayment in 2027 and £60 million of senior loan notes due for repayment in 2029. Details of these are shown in notes 13 and 14 respectively.

The future strategic direction and development of the Company is regularly discussed as part of Board meeting agendas. The Board also considers the Manager's promotional strategy for the Company, including effective communications with shareholders. The Board intends to maintain, for the year ending 30 June 2024, the strategy set out in the Strategic Report as it believes that this is in the best interests of shareholders.

Environmental, Community, Social and Human Rights Issues

The Company has no employees and, accordingly, there are no disclosures to be made in respect of employees. In relation to the investment portfolio, the Board has delegated assessment of these issues to the Investment Manager, responsibility and further information may be found on pages 93 to 97.

Modern Slavery Act

Due to the nature of its business, being a company that does not offer goods and services to customers, the Board considers that the Company is not within the scope of the Modern Slavery Act 2015 because it has no turnover. The Company is therefore not required to make a slavery and human trafficking statement. The Board considers the Company's supply chains, dealing predominantly with professional advisers and service providers in the financial services industry, to be low risk in relation to this matter.

Board Diversity

At 30 June 2023, there were three male Directors and three female Directors (2022 – three male Directors and three female Directors). Further information on Board diversity may be found in the Directors' Report on pages 38 and 39.

The Strategic Report has been approved by the Board and signed on its behalf by:

Neil Rogan
Chair
19 September 2023

Promoting the Success of the Company

The Board is required to report how it has discharged its duties and responsibilities under section 172 of the Companies Act 2006 during the Year. Under this requirement, the Directors have a duty to promote the success of the Company for the benefit of its members (shareholders) as a whole, taking into account the likely long term consequences of decisions, the need to foster relationships with the Company's stakeholders, and the impact of the Company's operations on the environment. In addition the Directors must act fairly between shareholders and be cognisant of maintaining the reputation of the Company.

The Purpose of the Company and Role of the Board

The Company has been established as an investment vehicle for the purpose of delivering its investment objective which is set out on the inside front cover of this Report. Investment trusts, such as the Company, are long-term investment vehicles that are typically externally-managed, have no employees, and are overseen by an independent non-executive board of directors.

The Board is responsible for all decisions relating to the Company's investment objective and policy, gearing, corporate governance and strategy, and for monitoring the performance of the Company's third party service providers, including the Manager.

The Board's philosophy is that the Company should foster a culture where all parties are treated with respect. The Directors provide mutual support combined with constructive challenge. Integrity, openness and diligence are defining characteristics of the Board's culture. The Company has a number of policies and procedures in place to aid a culture of good governance, such as those relating to Director's conflicts of interests and dealings in the Company's shares, annual evaluation of Directors, anti-bribery and anti-tax evasion. At its regular meetings, the Board engages with the Manager to understand its culture and receives regular reporting and feedback from the other key service providers.

The Company's primary stakeholders have been identified as its shareholders, the Manager, other key third party service providers, lenders and investee companies and the following table sets out details of the Company's engagement.

Shareholders	<p>The Directors place great importance on communication with shareholders. Further details on the Company's relations with Shareholders, including its approach to the Annual General Meeting, and investor relations can be found in the Directors' Report on page 43.</p> <p>In addition, the Chair and Investment Manager are holding an online shareholder presentation on 3 November 2023, further details of which may be found in the Chair's Statement on page 7.</p>
Manager	<p>The Investment Manager's Report on pages 9 to 13 details the key investment decisions taken during the Year. The Board engages with the Investment Manager at every Board meeting and receives presentations from the Investment Manager to help it to exercise effective oversight of the Investment Manager and delivery of the Company's strategy. The Board also receives regular updates from the Manager outside of these meetings.</p> <p>The Management Engagement Committee's monitoring of the performance of the Manager over the Year is detailed on pages 40 and 41.</p>
Other Key Third Party Service Providers	<p>The Board ensures that it promotes the success of the Company by engaging specialist third party suppliers with the resources, controls and performance records to deliver the service required. The Board seeks to maintain constructive relationships with its key service providers (the Company's registrar, depositary and broker) either directly, or through the Manager, with ongoing dialogue and formal regular meetings. The Audit Committee conducts an annual assessment of key service providers as set out in the Committee's report on page 52. The Board seeks regular assurance that key third party service providers have in place appropriate business continuity plans and which are expected to allow them to maintain service levels in the face of disruption.</p>

Investee Companies

The Board is committed to investing in a responsible manner and actively monitors the activities of investee companies through its delegation to the Investment Manager. In order to achieve this, the Investment Manager has discretionary powers to exercise voting rights on resolutions proposed by the investee companies and reports quarterly to the Board on stewardship issues, including voting. The Board monitors investments made and divested and questions the rationale for exposures taken and voting decisions made.

Information on how the Investment Manager engages with investee companies may be found on pages 12 and 97.

Lenders to the Company

On behalf of the Board, the Manager maintains a positive working relationship with the provider of the Company's multi-currency loan facility and the holders of the Company's Senior Loan Notes, assuring compliance with lenders' covenants and providing regular updates on business activity.

Specific Examples of Stakeholder Consideration During the Year

While the importance of giving due consideration to the Company's stakeholders is not a new requirement, and is considered as part of every Board decision, the Directors were particularly mindful of stakeholder considerations during the following decisions reached during the Year.

Dividends Paid to Shareholders

The level, frequency and timing of dividends paid are key considerations for the Board, taking into account net earnings for the year and the Company's objective of providing shareholders with a high and growing income, combined with the Company's Dividend Hero status.

The total dividend per share of 37.5p in respect of the Year, representing an increase of 4.2% on the prior year, and the Company's dividend policy to make four equally-spaced payments to shareholders throughout the Year, reflects these considerations.

Share Buy Backs

During the Year the Company bought back 4,970,471 Ordinary shares to be held in treasury, representing a significant increase on the 356,015 Ordinary shares bought back in the previous year, providing a small accretion to the NAV and a degree of liquidity to the market at times when the discount to the NAV per share had widened during normal market conditions. It is the view of the Board that this policy remains in the best interests of all shareholders.

Board Succession

The Board, via the Nomination Committee, reviewed its succession plan in light of Directors' retirement at the AGM on 7 November 2023. Further information may be found in the Directors' Report on page 41.

Shareholder Communication

The Chair hosted an online event for shareholders on 2 November 2022. This event was arranged to allow those shareholders who may have been unable to attend the AGM in person on 1 November 2022 to pose questions to both the Chair and the Investment Manager. A similar event will be held on 3 November 2023, as described in the Chair's Statement on page 7.

Portfolio

A world leader in luxury, LVMH (a portfolio company purchased this year) drives long-term momentum to develop its 75 brands, including Moët Chandon, respecting their distinctive identities.



Ten Largest Investments

As at 30 June 2023



RELX

RELX is a global provider of information and analytics for professionals and businesses across a number of industries including scientific, technical, medical and law. The company offers resilient earnings combined with long term structural growth opportunities.



AstraZeneca

AstraZeneca researches, develops, produces and markets pharmaceutical products. With a significant focus on oncology and rare diseases, the company offers appealing growth potential over the medium term.



Unilever

Unilever is a global consumer goods company supplying food, home and personal care products. The company has a portfolio of strong brands including: Dove, Knorr, Axe and Persil. Over half of the company's sales are to developing and emerging markets.



Diageo

Diageo produces, distills and markets alcoholic beverages including vodkas, whiskies, tequilas, gins and beer. The company should benefit from attractive long term drivers such as population and income growth, and premiumisation. The company has a variety of very strong brands and faces limited private label competition.



SSE

SSE is a utility company mostly focused on networks and renewables. The path to net zero will require significant investment in distribution networks and the company should also benefit from its strong position in offshore wind generation.



TotalEnergies

TotalEnergies is a broad energy company that produces and markets fuels, natural gas and electricity. It is a leader in the sector's energy transition with an attractive pipeline of renewable assets



BHP Group

BHP Group (formerly BHP Billiton) is a diversified resources group with a global portfolio of high quality assets particularly iron ore and copper. The company provides an appealing dividend yield combined with a strong balance sheet.



London Stock Exchange

London Stock Exchange is a diversified global financial markets infrastructure and data business. The company is highly cash generative and very well placed to benefit from increased spend on data services.



BP

BP is a fully integrated energy company involved in exploration, production, refining, transportation and marketing of oil and natural gas. We believe the industry is currently in a sweetspot with robust prices and benign costs. The company provides an attractive dividend yield and is well placed for the energy transition.



Sage Group

Sage Group is a market leading software business focused on accounting, payroll and payments. The company has a strong product suite and is well placed to benefit from the software automation of its small and mid-sized customers over the medium term.

Portfolio

As at 30 June 2023

Investment	FTSE All-Share Sector	Country	Valuation 2023 £'000	Total investments %	Valuation 2022 £'000
RELX	Media	UK	61,856	5.6	45,388
AstraZeneca	Pharmaceuticals and Biotechnology	UK	60,904	5.6	69,318
Unilever	Personal Care, Drug and Grocery Stores	UK	56,200	5.1	34,656
Diageo	Beverages	UK	52,951	4.8	55,310
SSE	Electricity	UK	37,940	3.5	35,431
TotalEnergies	Oil, Gas and Coal	France	34,369	3.1	37,496
BHP Group	Industrial Metals and Mining	UK	33,932	3.1	36,349
London Stock Exchange	Finance and Credit Services	UK	33,912	3.1	17,862
BP	Oil, Gas and Coal	UK	32,387	3.0	27,437
Sage Group	Software and Computer Services	UK	30,020	2.7	13,676
Top ten investments			434,471	39.6	
Coca-Cola HBC	Beverages	UK	29,787	2.7	23,144
Experian	Industrial Support Services	UK	29,324	2.7	20,282
Rentokil Initial	Industrial Support Services	UK	26,708	2.4	20,624
Close Brothers	Banks	UK	26,700	2.4	21,839
Inchcape	Industrial Support Services	UK	25,899	2.4	23,151
Anglo American	Industrial Metals and Mining	UK	25,065	2.3	26,093
National Grid	Gas, Water and Multi-utilities	UK	24,156	2.2	24,423
Novo-Nordisk	Pharmaceuticals and Biotechnology	Denmark	22,239	2.0	20,888
Safestore	Real Estate Investment Trusts	UK	21,600	2.0	23,659
Oversea-Chinese Banking	Banks	Singapore	21,124	1.9	14,833
Top twenty investments			687,073	62.6	
Intermediate Capital	Investment Banking and Brokerage Services	UK	20,793	1.9	10,929
Howden Joinery	Retailers	UK	20,155	1.8	15,780
Microsoft	Software and Computer Services	United States	17,865	1.6	11,452
Oxford Instruments	Electronic and Electrical Equipment	UK	17,179	1.6	7,962
Nordea Bank	Banks	Sweden	16,694	1.5	14,075
Genus	Pharmaceuticals and Biotechnology	UK	16,314	1.5	-
Croda International	Chemicals	UK	15,982	1.5	18,387
Games Workshop	Leisure Goods	UK	15,579	1.4	-
Convatec	Medical Equipment and Services	UK	15,569	1.4	17,025
Vistry	Household Goods and Home Construction	UK	15,219	1.4	12,639
Top thirty investments			858,422	78.2	

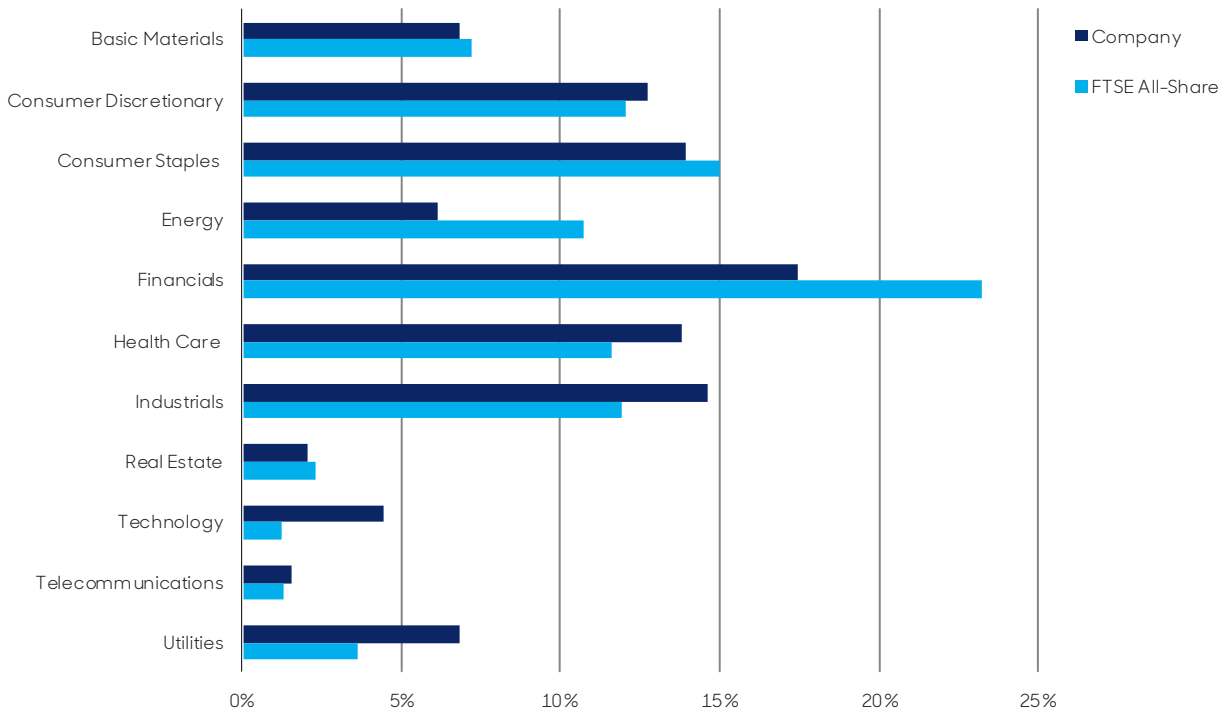
As at 30 June 2023

Investment	FTSE All-Share Sector	Country	Valuation 2023 £'000	Total investments %	Valuation 2022 £'000
M&G	Investment Banking and Brokerage Services	UK	14,862	1.4	17,707
OSB	Finance and Credit Services	UK	14,469	1.3	14,469
Smith & Nephew	Medical Equipment and Services	UK	14,091	1.3	8,946
Hiscox	Non-life Insurance	UK	13,985	1.3	8,922
Nestlé	Food Producers	Switzerland	13,694	1.3	15,523
Kone	Industrial Engineering	Finland	13,653	1.2	9,047
GSK	Pharmaceuticals and Biotechnology	UK	12,630	1.1	20,068
Drax	Electricity	UK	12,568	1.1	13,933
VAT Group	Electronic and Electrical Equipment	Switzerland	12,447	1.1	7,486
LVMH	Personal Goods	France	12,325	1.1	-
Top forty investments			993,146	90.4	
Standard Chartered	Banks	UK	12,085	1.1	29,465
Roche	Pharmaceuticals and Biotechnology	Switzerland	9,919	0.9	-
Direct Line Insurance	Non-life Insurance	UK	9,445	0.9	17,493
Telenor	Telecommunications Service Providers	Norway	9,323	0.9	12,742
Mondi	General Industrials	UK	9,251	0.8	11,227
L'Oréal	Personal Goods	France	9,181	0.8	-
Marshalls	Construction and Materials	UK	8,779	0.8	16,346
RS Group	Industrial Support Services	UK	8,771	0.8	10,027
Genuit	Construction and Materials	UK	8,519	0.8	10,162
Chesnara	Life Insurance	UK	7,138	0.6	7,389
Top fifty investments			1,085,557	98.8	
Accton Technology	Telecommunications Equipment	Taiwan	7,051	0.7	5,273
Moonpig	Retailers	UK	5,703	0.5	7,278
Total investments			1,098,311	100.0	

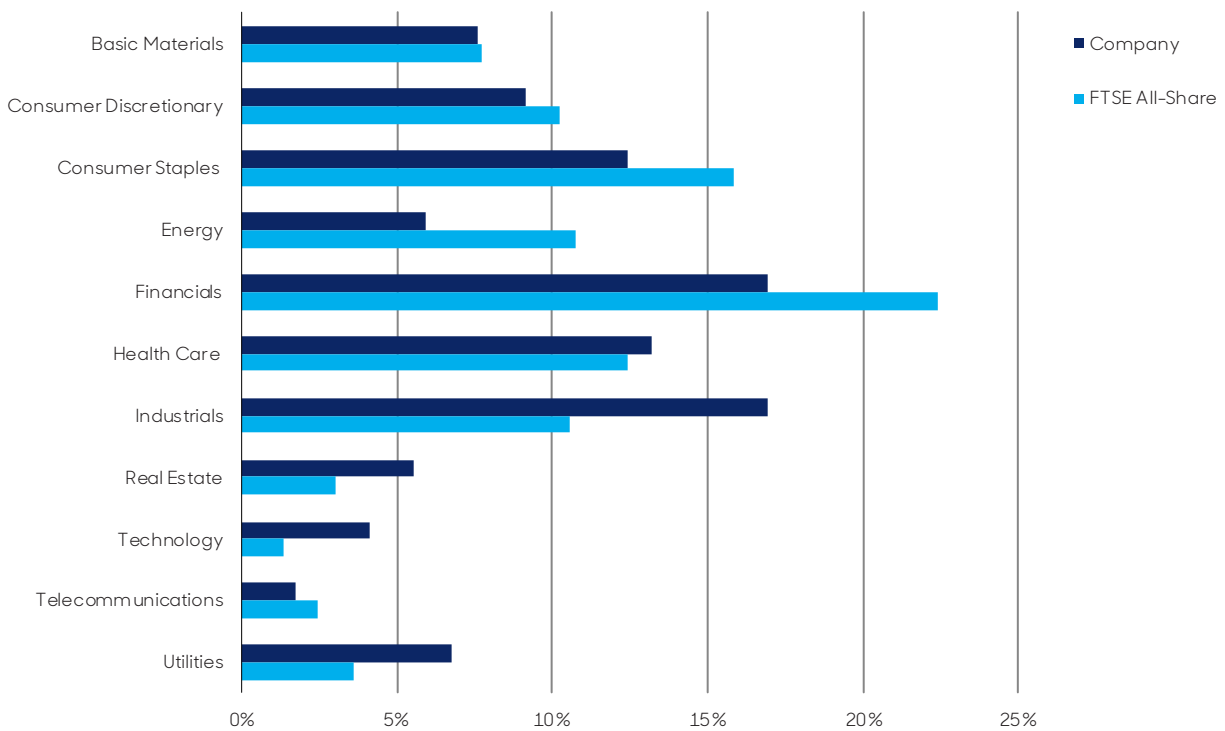
Ordinary shares unless otherwise stated.

Sector Comparison with the Benchmark

Investments held at 30 June 2023 (percentage of portfolio)



Investments held at 30 June 2022 (percentage of portfolio)



Summary of Investment Changes During the Year

	Valuation 30 June 2022		Transactions £'000	Gains/(losses) £'000	Valuation 30 June 2023	
	£'000	%			£'000	%
Equities						
UK	942,138	85.7	(56,917)	13,206	898,427	81.8
Denmark	20,888	1.9	(5,434)	6,785	22,239	2.0
Finland	9,047	0.8	3,581	1,025	13,653	1.3
France	37,496	3.4	12,068	6,311	55,875	5.1
Norway	20,582	1.9	(5,491)	(5,768)	9,323	0.9
Singapore	14,833	1.4	5,718	573	21,124	1.9
Switzerland	23,009	2.1	10,892	2,159	36,060	3.3
Sweden	14,075	1.3	-	2,619	16,694	1.5
Taiwan	5,273	0.5	-	1,778	7,051	0.6
United States	11,452	1.0	2,499	3,914	17,865	1.6
Total investments	1,098,793	100.0	(33,084)	32,602	1,098,311	100.0

Overview

Strategic Report

Portfolio

Governance


Financial Statements

Corporate Information

General

Governance





Games Workshop was introduced to the portfolio in the year under review. This unique mid-cap company owns strong intellectual property through its fantasy wargame 'Warhammer' series. The Manager's engagement with the company is described on page 12.

Board of Directors



Neil Rogan

Independent Chair

Length of service

9 years; appointed Chair on 6 November 2017

Experience and other public company directorships:

Neil Rogan, who was appointed a Director on 26 November 2013, is former Head of the Global Equities Teams at both Gartmore and Henderson and former Head of International Equities as well as a former member of the Investment Division Executive Committee at Gartmore. He previously managed Fleming Far Eastern Investment Trust. He is non-executive chairman of Invesco Asia Trust plc and a non-executive director of JPMorgan Global Growth & Income plc.

Committee Membership:

Management Engagement Committee (Chair), Nomination Committee (Chair) and Remuneration Committee.

Contribution:

The Nomination Committee has reviewed the contribution of Neil Rogan and has concluded that he continues to chair the Company expertly, fostering a collaborative spirit between the Board and Manager while ensuring that meetings remain focussed on the key areas of stakeholder relevance. Neil Rogan will retire as a Director at the conclusion of the AGM on 7 November 2023.



Peter Tait

Senior Independent Non-Executive Director and Chair of the Remuneration Committee

Length of service

5 years; appointed Senior Independent Director on 2 November 2021

Experience and other public company directorships:

Peter Tait, who was appointed a Director on 7 November 2017, retired from the Nestlé Group where he was initially Head of Investments for the Nestlé UK Pension Fund and then CEO & CIO of Nestlé Capital Management. Prior to Nestlé he worked for many years in the investment management industry managing portfolios for investment trusts, pension funds and charitable foundations. During that time he was a managing director at BlackRock International and, before that, a director of Dunedin Fund Managers and a portfolio analyst at Scottish Widows Life Assurance Fund.

Committee Membership:

Audit Committee, Management Engagement Committee, Nomination Committee and Remuneration Committee (Chair).

Contribution:

The Nomination Committee has reviewed the contribution of Peter Tait in light of his proposed re-election as a Director, and his appointment as Chair of the Company at the conclusion of the forthcoming AGM, and considers that he continues to bring to the Board his knowledge of investment management as well as experience of investment companies.



Stephanie Eastment

Independent Non-Executive Director and Chair of the Audit Committee

Length of service

5 years; appointed Chair of the Audit Committee on 5 November 2018

Experience and other public company directorships:

Stephanie Eastment, appointed a Director on 2 August 2018, was formerly Head of Specialist Fund Accounts and Corporate Secretariat at Invesco Perpetual. Her career spans over 35 years working in financial services including roles at UBS, Wardley Investment Services International and KPMG. She qualified while at KPMG and is a Fellow of the Institute of Chartered Accountants in England and Wales and a Fellow of the Institute of Chartered Secretaries and Administrators. She is an independent non-executive director and audit chair of Herald Investment Trust plc, Impax Environmental Markets plc and Alternative Income REIT plc. She is an independent non-executive director of RBS Collective Investment Funds Limited.

Committee Membership:

Audit Committee (Chair), Management Engagement Committee, Nomination Committee and Remuneration Committee.

Contribution:

The Nomination Committee has reviewed the contribution of Stephanie Eastment in light of her proposed re-election at the forthcoming AGM and has concluded that she continues to chair the Audit Committee expertly as well as bringing to the Board her extensive knowledge of the governance of investment companies.



Merryn Somerset Webb

Independent Non-Executive Director

Length of service

4 years

Experience and other public company directorships:

Merryn Somerset Webb, who was appointed a Director on 7 August 2019. She is a senior columnist for Bloomberg Opinion covering personal finance and investment. Previously, she was editor-in-chief of MoneyWeek and a contributing editor at the Financial Times. She is a non-executive director of BlackRock Throgmorton Trust plc.

Committee Membership:

Audit Committee, Nomination Committee and Remuneration Committee.

Contribution:

The Nomination Committee has reviewed the contribution of Merryn Somerset Webb and has concluded that she continued to bring to the Board her expertise relating to the promotion of investment companies in addition to her wider experience in the sphere of personal finance.

Merryn Somerset Webb is not seeking re-election as a Director at the forthcoming AGM.

Board of Directors

Continued



Alan Giles

Independent Non-Executive Director

Length of service

2 years

Experience and other public company directorships:

Alan Giles was appointed a Director on 17 November 2020 after serving as a director of Perpetual Income and Growth Investment Trust plc from 6 November 2015. He is Chairman of The Remuneration Consultants Group, an Associate Fellow at Saïd Business School, University of Oxford, and an honorary visiting professor at Bayes Business School, City, University of London. He was formerly Chairman of Fat Face Group Limited, Chief Executive of HMV Group plc, Managing Director of Waterstones, and an executive director of WH Smith plc. He previously held non-executive directorships at Foxtons Group plc, The Competition & Markets Authority, Rentokil Initial plc, The Office of Fair Trading, Somerfield plc and Wilson Bowden Plc.

Committee Membership:

Audit Committee, Management Engagement Committee, Nomination Committee and Remuneration Committee.

Contribution:

The Nomination Committee has reviewed the contribution of Alan Giles in light of his proposed re-election at the forthcoming AGM, and his appointment as Senior Independent Director at the conclusion of the forthcoming AGM. and considers that his extensive boardroom experience, particularly in the retail and other commercial sectors, broadens the Board's overall expertise.



Nandita Sahgal Tully

Independent Non-Executive Director

Length of service

1 year, 10 months

Experience and other public company directorships:

Nandita Sahgal Tully, who was appointed a Director on 3 November 2021, is a Fellow of the Institute of Chartered Accountants in England and Wales and a Member of the Chartered Institute for Securities and Investment. She was a Managing Director at ThomasLloyd, an impact investor focusing on clean energy and ESG, from 2017 to 2023.

Committee Membership:

Audit Committee, Management Engagement Committee, Nomination Committee and Remuneration Committee.

Contribution:

The Nomination Committee has reviewed the contribution of Nandita Sahgal Tully in light of her proposed re-election at the forthcoming AGM and has concluded that she brings to the Board investment management expertise with a particular focus on ESG.

Directors' Report

The Directors present their report and the audited financial statements for the year ended 30 June 2023.

Results and Dividend Policy

The financial statements for the Year indicate a total return attributable to equity shareholders for the year of £73,486,000 (2022 – loss of £41,101,000) and an explanation for the Company's financial performance may be found in the Chair's Statement on pages 4 to 8.

On 1 November 2022, the Company declared a first interim dividend of 8.25p per share to be paid on 15 December 2022, a second interim dividend of 8.25p per share to be paid on 16 March 2023 and a third interim dividend of 8.25p per share to be paid on 15 June 2023.

The Company further announced, on 1 August 2023, the payment to shareholders on 14 September 2023 of a fourth interim dividend for the year of 12.75p per share (2022 – 11.25p) with an ex-dividend date of 18 August 2022 and a record date of 17 August 2023. This resulted in total dividends of 37.5p per share for the year ended 30 June 2023, an increase of 4.2% on the 36.0p per share paid for the prior year, which represented the 50th year of consecutive growth in the Company's annual dividend.

The Board is proposing to maintain the dividend policy of paying four interim dividends each year. In line with good corporate governance, the Board therefore proposes to put the Company's dividend policy to Shareholders for approval at the AGM as resolution 4. At the AGM on 1 November 2022, shareholders approved a dividend policy to pay four quarterly interim dividends per year.

Principal Activity and Status

The Company, which was incorporated in 1923, is registered as a public limited company in Scotland under company number SC012725 and is an investment company within the meaning of Section 833 of the Companies Act 2006.

The Company has been accepted by HM Revenue & Customs as an investment trust subject to the Company continuing to meet the relevant eligibility conditions of Section 1158 of the Corporation Tax Act 2010 and the ongoing requirements of Part 2 Chapter 3 Statutory Instrument 2011/2999 for all financial years commencing on or after 1 July 2012. The Directors are of the opinion that the Company has conducted its affairs during the Year so as to enable it to comply with the ongoing requirements for investment trust status.

The Company has conducted its affairs so as to satisfy the requirements as a qualifying security for Individual Savings Accounts. The Directors intend that the Company will continue to conduct its affairs in this manner.

Capital Structure and Voting Rights

At 30 June 2023, the Company had 111,720,001 (2022 – 116,690,472) fully paid Ordinary shares of 25p each with voting rights in issue and an additional 7,809,531 (2022 – 2,839,060) shares in Treasury. During the Year, 4,970,471 Ordinary shares were bought back into Treasury (2022 – 356,015).

Since the year end, the Company has bought back a further 1,788,000 Ordinary shares into treasury. Accordingly, as at the date of this Report, the Company's issued share capital consisted of 109,932,001 Ordinary shares of 25 pence each and 9,597,531 Ordinary shares held in treasury.

Ordinary shareholders are entitled to vote on all resolutions which are proposed at general meetings of the Company. The Ordinary shares, excluding shares in Treasury, carry a right to receive dividends. On a winding up, after meeting the liabilities of the Company, the surplus assets will be paid to Ordinary shareholders in proportion to their shareholdings. There are no restrictions on the transfer of Ordinary shares in the Company other than certain restrictions which may be applied from time to time by law (for example, laws prohibiting insider trading).

Manager and Company Secretary

The Manager has been appointed by the Company, under a management agreement, to provide investment management, risk management, administration and company secretarial services as well as promotional activities. The Company's portfolio is managed by the Investment Manager by way of a group delegation in place with the Manager. In addition, the Manager has sub-delegated promotional activities to the Investment Manager and administrative and secretarial services to abrdn Holdings Limited.

Under the management agreement, the Manager is entitled to a monthly fee of one-twelfth of: 0.55% pa on the first £350 million of net assets, 0.45% pa on net assets between £350 million and £450 million and 0.25% pa on any net assets in excess of £450 million.

The value of any investments in unit trusts, open ended and closed ended investment companies and investment trusts of which the Manager, or another company within abrdn, is the operator, manager or investment adviser, is deducted from net assets when calculating the fee.

Directors' Report

Continued

The management agreement is terminable on not less than three months' notice. In the event of termination by the Company on less than the agreed notice period, compensation is payable to the Manager in lieu of the unexpired notice period.

An annual secretarial fee of £75,000 (plus applicable VAT) is payable to abrdn Holdings Limited, which is chargeable 100% to revenue. An annual fee equivalent to up to 0.05% of gross assets (calculated at 30 September each year) is paid to the Investment Manager to cover promotional activities undertaken on behalf of the Company.

The finance costs and investment management fees are charged 70% to capital and 30% to revenue in line with the Board's expectation of the split of future investment returns.

The management, secretarial and promotional activity fees paid to subsidiaries of abrdn during the Year are shown in notes 4 and 5 to the financial statements.

External Agencies

The Board has contractually delegated to external agencies, including the Manager and other service providers, certain services including: the management of the investment portfolio, the day-to-day accounting and company secretarial requirements, the depositary services (which include cash monitoring, the custody and safeguarding of the Company's financial instruments and monitoring the Company's compliance with investment limits and leverage requirements) and the share registration services. Each of these contracts was entered into after full and proper consideration by the Board of the quality and cost of services offered in so far as they relate to the affairs of the Company. In addition, ad hoc reports and information are supplied to the Board as requested.

Directors

As at the date of this Report, the Board consisted of a non-executive Chair and five non-executive Directors.

Neil Rogan, Stephanie Eastment, Peter Tait, Merryn Somerset Webb, Alan Giles and Nandita Sahgal Tully were Directors throughout the Year. Peter Tait is the Senior Independent Director.

Board Diversity

The Board recognises the importance of having a range of skilled, experienced individuals with the right knowledge represented on the Board in order to allow it to fulfil its obligations. The Board also recognises the benefits and is supportive of, and will give due regard to, the principle of diversity in its recruitment of new Board members. The Board will not display any bias for age, gender, race, sexual orientation, socio-economic background, religion, ethnic or national origins or disability in considering the appointment of Directors. The Board will continue to ensure that all appointments are made on the basis of merit against the specification prepared for each appointment. The Board will take account of the targets set out in the FCA's Listing Rules, which are set out below.

The Board has resolved that the Company's year end date is the most appropriate date for disclosure purposes. The following information has been provided by each Director through the completion of questionnaires.

Table for reporting on sex as at 30 June 2023

	Number of board members	Percentage of the board	Number of senior positions on the board (CEO, CFO, Chair and SID)	Number in executive management	Percentage of executive management
Men	3	50%			
Women	3	50% (note 1)	n/a (note 3)	n/a (note 3)	n/a (note 3)
Not specified/prefer not to say	-	-			

Table for reporting on ethnic background as at 30 June 2023

	Number of board members	Percentage of the board	Number of senior positions on the board (CEO, CFO, Chair and SID)	Number in executive management	Percentage of executive management
White British or other White (including minority-white groups)	5	83.3%	n/a (note 3)	n/a (note 3)	n/a (note 3)
Asian/Asian British	1	16.7% (note 2)			
Not specified/prefer not to say	-	-			

Notes:

1. Meets target that at least 40% of Directors are women as set out in LR 9.8.6R (9)(a)(i).
2. Meets target that at least one Director is from a minority ethnic background as set out in LR 9.8.6R (9)(a)(iii).
3. This column is not applicable as the Company is externally managed and does not have any executive staff, specifically it does not have either a CEO or CFO. The Company considers that the roles of Chair of the Board, Senior Independent Director and Chair of the Audit Committee are senior board positions and accordingly that the Company meets in spirit the requirement that at least one of the senior board positions is held by a woman.

The Role of the Chair and Senior Independent Director

The Chair is responsible for providing effective leadership to the Board, by setting the tone of the Company, demonstrating objective judgement and promoting a culture of openness and debate. The Chair facilitates the effective contribution of, and encourages active engagement by, each Director. In conjunction with the Company Secretary, the Chair ensures that Directors receive accurate, timely and clear information to assist them with effective decision-making. The Chair acts upon the results of the Board evaluation process by recognising strengths and addressing any weaknesses and also ensures that the Board engages with major shareholders and that all Directors understand shareholder views.

The Senior Independent Director ("SID") acts as a sounding board for the Chair and acts as an intermediary for other directors, when necessary. The SID takes responsibility for an orderly succession process for the Chair and leads the annual appraisal of the Chair's performance. The SID is also available to shareholders to discuss any concerns they may have.

Management of Conflicts of Interest, Anti-Bribery Policy and Tax Evasion Policy

The Board has a procedure in place to deal with a situation where a Director has a conflict of interest. As part of this process, the Directors prepare a list of other positions held and all other conflict situations that may need to be authorised either in relation to the Director concerned or his/her connected persons. The Board considers each Director's situation and decides whether to approve any conflict, taking into consideration what is in the best interests of the Company and whether the Director's ability to act in accordance with his/her wider duties is affected. Each Director is required to notify the Company Secretaries of any potential, or actual, conflict situations which will need authorising by the Board. Authorisations given by the Board are reviewed at each Board meeting.

The Board takes a zero-tolerance approach to bribery and has adopted appropriate procedures designed to prevent bribery. abrdn also takes a zero-tolerance approach and has its own detailed policy and procedures in place to prevent bribery and corruption. It is the Company's policy to conduct all of its business in an honest and ethical manner. The Company takes a zero-tolerance approach to facilitation of tax evasion, whether under UK law or under the law of any foreign country and its full policy on tax evasion may be found on its website.

Directors' Report

Continued

Directors' Insurance and Indemnities

The Company's Articles of Association indemnify each of the Directors out of the assets of the Company against any liabilities incurred by them as a Director of the Company in defending proceedings, or in connection with any application to the Court in which relief is granted. In addition, the Directors have been granted qualifying indemnity provisions by the Company which are currently in force. Directors' and Officers' liability insurance cover has been maintained throughout the Year at the expense of the Company.

Corporate Governance

The Company is committed to high standards of corporate governance and its Statement of Corporate Governance is set out on page 46.

Matters Reserved for the Board

The Board sets the Company's objectives and ensures that its obligations to its shareholders are met. It has formally adopted a schedule of matters which are required to be brought to it for decision, thus ensuring that it maintains full and effective control over appropriate strategic, financial, operational and compliance issues.

These matters include:

- the maintenance of clear investment objectives and risk management policies;
- the monitoring of the business activities of the Company ranging from analysis of investment performance through to review of quarterly management accounts;
- monitoring requirements such as approval of the Half-Yearly Report and Annual Report and financial statements and approval and recommendation of any dividends;
- setting the range of gearing in which the Manager may operate;
- major changes relating to the Company's structure including share buy-backs and share issuance;
- Board appointments and removals and the related terms;
- authorisation of Directors' conflicts or possible conflicts of interest;
- terms of reference and membership of Board Committees;
- appointment and removal of the Manager and the terms and conditions of the Management Agreement relating thereto; and

- London Stock Exchange/Financial Conduct Authority – responsibility for approval of all circulars, listing particulars and other releases concerning matters decided by the Board.

Full and timely information is provided to the Board to enable it to function effectively and to allow the Directors to discharge their responsibilities.

Consumer Duty

The FCA's Consumer Duty rules were published in July 2022. The rules comprise a fundamental component of the FCA's consumer protection strategy and aim to improve outcomes for retail customers across the entire financial services industry through the assessment of various outcomes, one of which is an assessment of whether a product provides value. Under the Consumer Duty, the Manager is the product 'manufacturer' of the Company and therefore the Manager was required to publish its assessment of value from April 2023. Using a newly developed assessment methodology, the Manager assessed the Company as 'expected to provide fair value for the reasonably foreseeable future'. As this was the first year of assessment, the Board gained an understanding of the Manager's basis of assessment and no concerns were identified with either the assessment method or the outcome of the assessment. In future years the Management Engagement Committee will monitor the assessment method as well as the outcome and is amending its terms of reference accordingly.

Board Committees

The Board has appointed a number of Committees as set out below. Copies of their terms of reference, which define the responsibilities and duties of each Committee, are available on the Company's website.

Audit Committee

The Audit Committee Report is on pages 51 to 53.

Management Engagement Committee

- The terms and conditions of the Company's agreement with the Manager, set out on pages 37 and 38, are considered by the Management Engagement Committee which comprises the whole Board and is chaired by Neil Rogan. The key responsibilities of the Management Engagement Committee include:

- monitoring and evaluating the performance of the Manager;
- reviewing, at least annually, the continued retention of the Manager; and
- reviewing, at least annually, the terms of appointment of the Manager including, but not limited to, the level and methodology of the management fees as well as the notice period of the Manager.

In monitoring the performance of the Manager, the Committee considers the investment record of the Company over the short and long term, taking into account its performance against the Benchmark, peer group investment trusts and open-ended funds, and against its delivery of the investment objective to shareholders. The Committee also reviews the management processes, risk control mechanisms and promotional activities of the Manager.

At its meeting in May 2023, the Committee undertook a review covering all of the services provided to the Company by the Manager including investment management, risk management and internal controls, marketing and investor relations, company secretarial and administration services, and also included consideration as to the appropriateness of the management fee arrangements. In light of the outcome of the review, the Directors consider the continuing appointment of the Manager, on the current terms (see pages 37 and 38), to be in the best interests of shareholders because they believe that the Manager has the investment management, promotional and associated secretarial and administrative skills required for the effective operation of the Company.

Nomination Committee

The Board has established a Nomination Committee, comprising all of the Directors, with Neil Rogan as Chair. The Committee is responsible for:

- determining the overall size and composition of the Board (including the skills, knowledge, experience and diversity);
- undertaking longer term succession planning, including setting a policy on tenure for Directors;
- undertaking an annual evaluation of the Directors, including establishing that each Director possesses the capacity to commit sufficient time to discharge their responsibilities;

- oversight of appointments to the Board, including open advertising or engagement of independent search consultants, with a view to attracting candidates from a wide range of backgrounds and with different experience, with due regard to the benefits of diversity on the Board;
- assessing, annually, the effectiveness and independence of each Director; and
- making recommendations for the election or re-election of any Director, having evaluated their individual performance, capacity and contribution.

The Committee's overriding priority in appointing new Directors is to identify the candidate with the optimal range of skills and experience to complement the existing Directors. The Board also recognises the benefits, and is supportive, of the principle of diversity in its recruitment of new Directors.

During the Year, through the work of the Nomination Committee, the Directors undertook a review of the Board, its Committees and the performance of individual Directors. The process involved the completion of questionnaires by each Director with the results discussed by the Board thereafter, with appropriate action points agreed. Following the evaluation process, the Board concluded that it operates effectively to promote the success of the Company and that each Director makes a significant contribution to the collective Board. The review of the Chair was undertaken by the Senior Independent Director.

The Directors, excluding the Chair and Peter Tait, undertook an exercise to review the chair of the Company on the retirement of the current Chair at the forthcoming AGM. Being a candidate, Peter Tait recused himself from this discussion, which was led by the Chair of the Audit Committee. Further to the decision to appoint Peter Tait to the role, the Committee considered, in the absence of Alan Giles, the latter's appointment as Senior Independent Director, as successor to Peter Tait. Following these changes, the Committee reviewed the Board succession plan and, with the aim of restoring the Board to six members, intends to undertake recruitment of new Directors in due course.

Re-election of Directors

The Directors attended scheduled meetings, including a strategy session during the Year, as follows (with their eligibility to attend the relevant meetings in brackets). The Board meets more frequently when business needs require:

Directors' Report

Continued

	Board Meetings (6)	Audit Committee Meetings (3)	Management Engagement Committee Meetings (2)	Nomination Committee Meetings (2)	Remuneration Committee Meetings (1)
Neil Rogan ^A	6	-	2	2	1
Stephanie Eastment	6	3	2	2	1
Peter Tait	6	3	2	2	1
Merryn Somerset Webb	6	3	2	2	1
Alan Giles	6	3	2	2	1
Nandita Sahgal Tully	6	3	2	2	1

^A Not a member of the Audit Committee but attended all of the meetings at the invitation of the Committee Chair.

The Board as a whole believes that Neil Rogan, Peter Tait, Stephanie Eastment, Alan Giles, Merryn Somerset Webb and Nandita Sahgal Tully each remains independent of the Manager and free of any relationship which could materially interfere with the exercise of his or her independent judgement on issues of strategy, performance, resources and standards of conduct and confirms that, following formal performance evaluations, the individuals' performance continues to be effective and demonstrates commitment to the role.

The biographies of each of the Directors seeking re-election are shown on pages 34 to 36 and include their experience, length of service and the contribution that each Director makes to the Board. Each Director has the requisite high level and range of business and financial experience which enables the Board to provide clear and effective leadership and proper stewardship of the Company.

Neil Rogan is not standing for re-election as a Director and will retire as a Director at the conclusion of the AGM. Merryn Somerset Webb has decided to not seek re-election as a Director and will retire from the Board at the conclusion of the AGM; this is in order that she is able to pursue conference hosting opportunities with interactive investor and other organisations without any risk of compromising her independence.

Stephanie Eastment, Alan Giles, Peter Tait and Nandita Sahgal Tully, each being eligible, offer themselves for re-election as Directors of the Company at the AGM on 7 November 2023.

Policy on Tenure

The Committee has adopted a policy whereby all Directors will stand for re-election at each AGM. In addition Directors, including the Chair, will not stand for re-election as a Director of the Company later than the AGM following the ninth anniversary of their appointment to the Board unless in relation to exceptional circumstances.

Led by Peter Tait as Senior Independent Director, the other Directors, in the absence of Neil Rogan, had determined in 2022 that it was in the best interests of shareholders that Neil Rogan continue as Chair in order to oversee the Company's centenary in 2023.

Remuneration Committee

The Board has established a Remuneration Committee, comprising all of the Directors, whose Chair is Peter Tait. The Directors' Remuneration Report on pages 47 to 50 sets out the responsibilities of the Committee and the work undertaken by the Committee during the Year.

Accountability and Audit

The responsibilities of the Directors and the auditor in connection with the financial statements appear on pages 54, 60 and 61.

The Directors who held office at the date of this Report each confirm that, so far as they are aware, there is no relevant audit information of which the Company's auditor is unaware and that they have taken all the steps that they could reasonably be expected to have taken as a Director in order to make themselves aware of any relevant audit information and to establish that the Company's auditor is aware of that information. Further, there have been no important, additional events since the year end which warrant disclosure. The Directors confirm that no non-audit services were provided by the auditor during the Year and, after reviewing the auditor's procedures in connection with the provision of any such services, remain satisfied that the auditor's objectivity and independence is being safeguarded.

Going Concern

The Directors have undertaken a rigorous review and consider both that there are no material uncertainties and that the adoption of the going concern basis of accounting is appropriate. This conclusion is consistent with the longer term Viability Statement on pages 22 and 23.

The Company's assets consist primarily of a diverse portfolio of listed equity shares nearly all of which, in most circumstances, are realisable within a short timescale. The Board has set limits for borrowing and regularly reviews the level of any gearing, cash flow projections and compliance with banking and loan note covenants.

The Directors are mindful of the principal risks and uncertainties disclosed on pages 18 to 22, and have reviewed forecasts detailing revenue and liabilities. The Directors are satisfied that the Company has adequate resources to continue in operational existence for the foreseeable future, being at least 12 months from the date of approval of this Annual Report.

Relations with Shareholders

The Directors place great importance on communication with shareholders. The Company's shareholder register is retail-dominated and the Manager, together with the Company's broker, regularly meets with current and prospective shareholders to discuss performance. The Board receives investor relations updates from the Manager on at least a quarterly basis. Any changes in the shareholder register as well as shareholder feedback is discussed by the Directors at each Board meeting.

Regular updates are provided to shareholders through the Annual Report, Half Yearly Report, monthly factsheets and company announcements, including daily net asset values, all of which are available through the Company's website at: murray-income.co.uk. The Annual Report is also widely distributed to other parties who have an interest in the Company's performance. Shareholders and investors may obtain up-to-date information on the Company through its website or via abrdn's Customer Services Department (see page 113 for details).

The Board's policy is to communicate directly with shareholders and their representative bodies without the involvement of the management group (either the Company Secretary or abrdn) in situations where direct communication is required and representatives from the Board offer to meet with major shareholders on an annual basis in order to gauge their views. The Company Secretary acts on behalf of the Board, not the Manager, and there is no filtering of communication. At each Board meeting the Board receives full details of any communication from shareholders to which the Chair responds, as appropriate, on behalf of the Board.

In addition, in relation to institutional shareholders, members of the Board may be either accompanied by the Manager or conduct meetings in the absence of the Manager.

The Company's Annual General Meeting ordinarily provides a forum, both formal and informal, for shareholders to meet and discuss issues with the Directors and Investment Manager. The Notice of AGM included within the Annual Report is normally sent out at least 20 working days in advance of the meeting.

The Company will also hold an online presentation for existing and potential shareholders on 3 November 2023. Further information on how to register may be found in the Chair's Statement on page 7.

Relations with Suppliers, Customers and Others

The Directors have regard to the need to foster the Company's business relationships with suppliers, customers and others, and the effect of that regard, including on the principal decisions taken by the Company during the financial year; further information on the Company's responsibilities under Section 172 of Companies Act 2006 may be found on pages 24 and 25.

Independent Auditor

Shareholders approved the re-appointment of PricewaterhouseCoopers LLP as the Company's auditor at the AGM on 1 November 2022 and resolutions to approve its re-appointment for the year to 30 June 2024, and to authorise the Audit Committee to determine its remuneration, will be proposed at the forthcoming AGM.

Substantial Interests

As at 30 June 2023 and 31 August 2023 the following interests over 3% in the issued Ordinary share capital of the Company (excluding treasury shares) had been disclosed in accordance with the requirements of the FCA's Guidance and Transparency Disclosure Rules:

Shareholder	30 June 2023		31 August 2023	
	Number of shares held	% held	Number of shares held	% held
Interactive Investor (execution only)	16,674,055	14.9	16,565,575	15.0
Hargreaves Lansdown (execution only)	15,057,918	13.5	15,195,318	13.8
abrdn retail plans	12,644,557	11.3	11,888,778	10.8
Rathbones	11,956,024	10.7	11,842,207	10.7
A J Bell (execution only)	4,042,047	3.6	4,044,782	3.7
Charles Stanley	3,500,629	3.1	3,312,094	3.0

The above interests, as at 31 August 2023, were unchanged as at the date of approval of this Report.

Directors' Report

Continued

Future Developments of the Company

Disclosures relating to the future developments of the Company may be found in the Chair's Statement on page 8.

Disclosures Required by FCA Listing Rule 9.8.4

This rule requires listed companies to report certain information in a single identifiable section of their annual financial reports. None of the prescribed information is applicable to the Company in the Year.

Financial Instruments

The financial risk management objectives and policies arising from financial instruments and the exposure of the Company to risk are disclosed in note 18 to the financial statements.

Annual General Meeting ("AGM")

Among the special business being put at the AGM of the Company to be held on 7 November 2023, the following resolutions will be proposed:

Authority to allot shares and disapply pre-emption rights (Resolutions 11 and 12)

Ordinary resolution 11 will renew the authority to allot the unissued share capital up to an aggregate nominal amount of £1.4m (equivalent to approximately 5.5m Ordinary shares, or, if less, 5% of the Company's existing issued share capital (excluding treasury shares) on the date of passing of this resolution). Such authority will expire on the date of the AGM in 2024 or on 31 December 2024, whichever is earlier. This means that the authority will require to be renewed at the next AGM.

When shares are to be allotted for cash, Section 561 of the Companies Act 2006 (the "Act") provides that existing shareholders have pre-emption rights and that the new shares to be issued, or sold from treasury, must be offered first to such shareholders in proportion to their existing holding of shares. However, shareholders can, by special resolution, authorise the Directors to allot shares or sell from treasury otherwise than by a pro rata issue to existing shareholders. Special resolution 12 will, if passed, give the Directors power to allot for cash or sell from treasury equity securities up to an aggregate nominal amount of £2.8m (equivalent to approximately 11.0m Ordinary shares, or, if less, 10% of the Company's existing

issued share capital (excluding treasury shares) on the date of passing of this resolution, as if Section 561 of the Act does not apply). This authority will also expire on the date of the AGM in 2024 or on 31 December 2024, whichever is earlier. This authority will not be used in connection with a rights issue by the Company.

The Directors intend to use the authorities given by resolutions 11 and 12 to allot shares or sell shares from treasury and disapply pre-emption rights only in circumstances where this will be clearly beneficial to shareholders as a whole. The issue proceeds would be available for investment in line with the Company's investment policy. No issue of shares will be made which would effectively alter the control of the Company without the prior approval of shareholders in general meeting. It is the intention of the Board that any issue of shares or any re-sale of treasury shares would only take place at a price not less than 0.5% above the NAV per share prevailing at the date of sale. It is also the intention of the Board that sales from treasury would only take place when the Board believes that to do so would assist in the provision of liquidity to the market.

Purchase of the Company's own Ordinary shares (Resolution 13)

At the AGM held on 1 November 2022, shareholders approved the renewal of the authority permitting the Company to repurchase its Ordinary shares. The Directors wish to renew the authority given by shareholders at the previous AGM. A share buy-back facility enhances shareholder value by acquiring shares at a discount to NAV as and when the Directors consider this to be appropriate. The purchase of shares, when they are trading at a discount to NAV per share, should result in an increase in the NAV per share for the remaining shareholders. This authority, if conferred, will only be exercised if to do so would result in an increase in the NAV per share for the remaining shareholders and if it is in the best interests of shareholders generally. Any purchase of shares will be made within guidelines established from time to time by the Board. It is proposed to seek shareholder authority to renew this facility for another year at the AGM.

Under the FCA's Listing Rules, the maximum price that may be paid on the exercise of this authority must not exceed the higher of (i) 105% of the average of the middle market quotations for the shares over the five business days immediately preceding the date of purchase and (ii) the higher of the last independent trade and the highest current independent bid on the trading venue where the purchase is carried out. The minimum price which may be paid is 25p per share. Shares which are purchased under this authority will either be cancelled or held as treasury shares. Special resolution 13 will renew the authority to purchase in the market a maximum of 14.99% of shares in issue at the date of passing of the resolution (amounting to approximately 16.5m Ordinary shares). Such authority will expire on the date of the AGM in 2024, or on 31 December 2024, whichever is earlier. This means in effect that the authority will have to be renewed at the next AGM, or earlier, if the authority has been exhausted. No dividends may be paid on any shares held in treasury and no voting rights will attach to such shares. The benefit of the ability to hold treasury shares is that such shares may be sold at short notice. This should give the Company greater flexibility in managing its share capital, and improve liquidity in its shares.

Recommendation

The Directors believe that the resolutions to be proposed at the AGM are in the best interests of the Company and its shareholders as a whole, and recommend that shareholders vote in favour of the resolutions, as the Directors intend to do in respect of their own beneficial shareholdings, amounting to 65,228 Ordinary shares, representing 0.04% of the Company's issued share capital (excluding treasury shares) at 30 June 2023.

On behalf of the Board

Neil Rogan

Chair

19 September 2023

Statement of Corporate Governance

Murray Income Trust PLC (the "Company") is committed to high standards of corporate governance. The Board is accountable to the Company's shareholders for good governance and this statement describes how the Company has applied the principles identified in the UK Corporate Governance Code as published in July 2018 (the "UK Code"), which is available on the Financial Reporting Council's (the "FRC") website: frc.org.uk, and is applicable for the Company's Year.

The Board has also considered the principles and provisions of the AIC Code of Corporate Governance as published in February 2019 (the "AIC Code"). The AIC Code addresses the principles and provisions set out in the UK Code, as well as setting out additional provisions on issues that are of specific relevance to the Company. The AIC Code is available on the AIC's website: theaic.co.uk.

The Board considers that reporting against the principles and provisions of the AIC Code, which has been endorsed by the FRC, provides more relevant information to shareholders.

The Board confirms that, during the Year, the Company has complied with the principles and provisions of the AIC Code and the relevant provisions of the UK Code, except for those provisions relating to:

- the role and responsibility of the chief executive;
- executive directors' remuneration; and
- the requirement for an internal audit function.

The Board considers that these provisions are not relevant to the position of the Company being an externally managed investment company. In particular, all of the Company's day-to-day management and administrative functions are outsourced to third parties. As a result, the Company has no executive directors, employees or internal operations. The Company has therefore not reported further in respect of these provisions.

Information on how the Company has applied the AIC Code, the UK Code, the Companies Act 2006 and the FCA's DTR 7.2.6 can be found in the Annual Report as follows:

- the composition and operation of the Board and its Committees are detailed on pages 38 to 42, and on pages 51 to 53 in respect of the Audit Committee;
- the Board's policy on diversity is on page 38 while information on Board diversity is on pages 38 and 39;
- the Company's approach to internal control and risk management is detailed on pages 51 and 52;
- the contractual arrangements with the Manager are set out on page 37 while details of the annual assessment of the Manager may be found on page 37 and 38;
- the Company's capital structure and voting rights are summarised on page 37;
- the substantial interests disclosed in the Company's shares are listed on page 44;
- the rules concerning the appointment and replacement of Directors are contained in the Company's Articles of Association and are summarised on page 47. There are no agreements between the Company and its Directors concerning compensation for loss of office; and
- the powers to issue or buy back the Company's ordinary shares, which are sought annually, and any amendments to the Company's Articles of Association require a special resolution (75% majority) to be passed by shareholders and information on these resolutions may be found on pages 44 and 45.

By order of the Board
abrdrn Holdings Limited, Secretaries

1 George Street
Edinburgh
EH2 2LL

19 September 2023

Directors' Remuneration Report

The Remuneration Committee, established by the Board, has prepared this Directors' Remuneration Report which consists of three parts:

- a) a Remuneration Policy, which is subject to a binding shareholder vote every three years – most recently voted on at the AGM on 27 November 2020 where the proxy votes on the relevant resolution were: For – 38,821,360 votes (99.36%); Discretionary – 40,287 votes (0.10%); Against – 210,997 votes (0.54%); and Withheld – 155,239 votes. The Remuneration Policy will be put to a shareholder vote, as resolution 3, at the AGM on 7 November 2023;
- b) an annual Implementation Report, which is subject to an advisory vote; and
- c) an Annual Statement.

The law requires the Company's auditor to audit certain of the disclosures provided in this report. Where disclosures have been audited, they are indicated as such. The independent auditor's opinion is included on pages 55 to 62.

There have been no changes to the Remuneration Policy (the "Policy") during the Year. This has been determined after reviewing the impact of the previous Policy, taking account of discussions with shareholders, and noting that each year's Directors' Remuneration Report describes how the Policy has been implemented over the Year and how it will be implemented in the following Year. As stated above, the Policy will be put to shareholder vote at the forthcoming AGM. The Policy to be voted on is shown below. There have been several minor changes to the layout and wording within the Policy but these are not material and the principles remain the same as for previous years.

Remuneration Policy

This part of the Report provides details of the Company's Policy for Directors of the Company, which takes into consideration corporate governance principles. The Board considers, where raised, shareholders' views on Directors' remuneration.

Fees for Directors are determined by the Board within the limit stated in the Company's Articles of Association (the "Articles"). The Articles limit aggregate fees to £250,000 per annum. The limit can be amended by shareholder resolution and was last increased at the AGM in 2017.

The remuneration of Directors should be reviewed annually, although such review may not necessarily result in any change. The annual review should ensure remuneration supports the strategic objectives of the Company, reflects Directors' duties and responsibilities, expected time commitment, the level of skills and experience required, and the need for Directors to maintain on an ongoing basis an appropriate level of knowledge of regulatory and compliance requirements in an industry environment of increasing complexity. Remuneration should be fair and comparable to that of similar investment trusts.

The Policy will apply to any new Directors who will be paid the appropriate fee based on the Directors' fees level in place at the date of appointment.

- The Company has no employees and consequently has no policy on the remuneration of employees.
- All the Directors are non-executive appointed under the terms of letters of appointment.
- Directors do not have service contracts.
- No incentive or introductory fees will be paid to encourage a directorship.
- Directors' remuneration is not subject to any performance-related fee.
- Directors are not eligible for bonuses, pension benefits, share options, long term incentive schemes or other benefits.
- Directors are not entitled to exit payments or any compensation for loss of office.
- Directors are entitled to be reimbursed for any reasonable expenses properly incurred in the performance of their duties.
- Directors can be paid additional discretionary payments for services which, in the opinion of the Directors, are outside of the scope of the ordinary duties of a Director.
- The terms of appointment provide that a Director may be removed subject to three months' written notice.
- Directors must retire and be subject to re-election at the first AGM after their appointment; the Company has also determined that every Director will stand for re-election at each AGM.
- No Director will stand for re-election as a Director of the Company later than the AGM following the ninth anniversary of their appointment to the Board unless in relation to exceptional circumstances.

Directors' Remuneration Report

Continued

- The Company indemnifies its Directors for all costs, charges, losses together with certain expenses and liabilities which may be incurred in the discharge of duties, as a Director of the Company.

Directors' & Officers' liability insurance cover is maintained by the Company on behalf of the Directors.

Implementation Report

Directors' Fees

The level of fees for the Year and the preceding year are set out in the table below. There are no further fees to disclose as the Company has no employees, Chief Executive or Executive Directors.

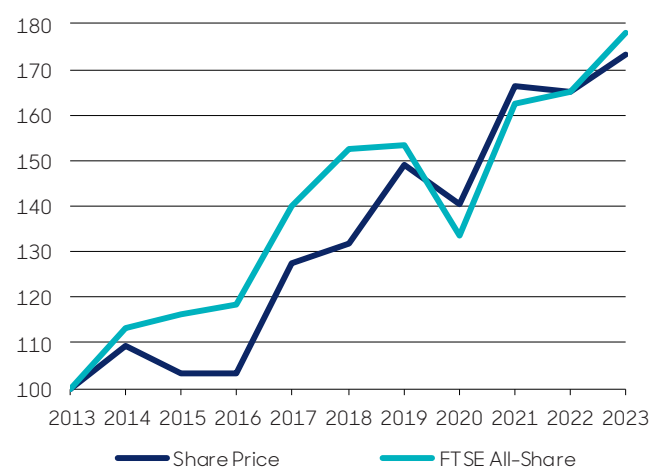
	30 June 2023 £	30 June 2022 £
Chair	41,200	40,200
Audit Committee Chair	34,300	33,500
Senior Independent Director	30,200	29,500
Director	27,500	26,800

Directors' fees were last revised on 1 July 2022. The Board carried out a review of Directors' annual fees during the Year by reference to inflation, measured by the increase in the Consumer Prices Index since 1 July 2022, and taking account of peer group comparisons by sector and by market capitalisation. Following this review, it was decided that the Directors' base fee of £27,500 would be increased by approximately 4.5%, with similar increases for other positions. With effect from 1 July 2023, Directors' fees are £43,125 for the Chair, £35,950 for the Audit Committee Chair, £31,625 for the Senior Independent Director and £28,750 for the other Directors.

These increased fees are considered to reflect increases in inflation and to be commensurate with the time commitment required of Directors of the Company to adequately discharge their responsibilities, taking into account increasingly complex and onerous regulatory requirements.

Company Performance

The graph shows the share price total return (assuming all dividends are reinvested) to Ordinary shareholders compared to the total return from the FTSE All-Share Index for the ten year period ended 30 June 2023 (rebased to 100 at 30 June 2013). This index was chosen for comparison purposes, as it is the benchmark used for investment performance measurement purposes.



Statement of Proxy Voting at Annual General Meeting

At the Company's latest AGM, held on 1 November 2022, shareholders approved the Directors' Remuneration Report (other than the Directors' Remuneration Policy) in respect of the year ended 30 June 2022 and the following proxy votes received on the relevant resolution were: For – 40,256,956 (99.1%); Discretionary – 35,239 votes (0.1%); Against – 338,104 votes (0.8%); and Withheld – 145,173 votes.

Audited Information

Directors' Remuneration

The Directors received the following remuneration in the form of fees and taxable expenses:

	Year ended 30 June 2023			Year ended 30 June 2022		
	Fees £	Taxable Expenses £	Total £	Fees £	Taxable Expenses £	Total £
Neil Rogan	41,200	502	41,702	40,200	1,245	41,445
Stephanie Eastment	34,300	188	34,488	33,500	452	33,952
Peter Tait (appointed SID on 2 November 2021)	30,200	907	31,107	28,592	763	29,355
Merryn Somerset Webb	27,500	1,312	28,812	26,800	463	27,263
Alan Giles (appointed on 17 November 2020)	27,500	91	27,591	26,800	576	27,376
Nandita Sahgal Tully (appointed on 3 November 2021)	27,500	204	27,704	17,718	-	17,718
Jean Park (retired on 2 November 2021)	n/a	n/a	n/a	9,997	128	10,125
Donald Cameron (retired on 2 November 2021)	n/a	n/a	n/a	9,082	484	9,566
Total	188,200	3,204	191,404	192,689	4,111	196,800

The above amounts exclude any employers' national insurance contributions, if applicable. All fees are at a fixed rate and there is no variable remuneration. Fees are pro-rated where a change takes place during a financial year. No payments were made to third parties. There are no other fees to disclose as the Company has no employees, chief executive or executive directors. Taxable expenses refer to amounts claimed by Directors for travelling to attend meetings.

Annual Percentage Change in Directors' Remuneration

The table below sets out, for the Directors who served during the Year, the annual percentage change in Directors' fees for the past four years.

	Year ended 30 June 2023	Year ended 30 June 2022	Year ended 30 June 2021	Year ended 30 June 2020
	Fees %	Fees %	Fees %	Fees %
Neil Rogan	2.5	7.2	0.0	0.0
Stephanie Eastment	2.4	11.7	0.0	14.3
Peter Tait (appointed SID on 2 November 2021)	5.6	12.1	0.0	0.0
Merryn Somerset Webb (appointed on 7 August 2019)	2.6	5.1	11.0 ^B	See note ^A
Alan Giles (appointed on 17 November 2020)	2.6	68.9 ^B	See note ^A	n/a
Nandita Sahgal Tully (appointed on 3 November 2021)	55.2 ^B	See note ^A	n/a	n/a

^A Percentage change figure cannot be calculated in the year of appointment.

^B If the Director had been appointed for the whole of the previous year, the annual change figure would have been nil for Merryn Somerset Webb, 5.1% for Alan Giles and 2.6% for Nandita Sahgal Tully.

Directors' Remuneration Report

Continued

Spend on Pay

As the Company has no employees, the Directors do not consider it appropriate to present a table comparing remuneration paid to Directors with distributions to shareholders. However, for ease of reference, the total fees paid to Directors are shown in the table on page 49 while dividends paid to shareholders are set out in note 7 and share buybacks are detailed in note 15.

Directors' Interests in the Company

The Directors are not required to have a shareholding in the Company. The Directors (including their persons closely associated) at 30 June 2023, and 30 June 2022, had no interest in the share capital of the Company other than those interests shown below, all of which are beneficial interests, unless indicated otherwise:

Director	30 June 2023 Ord 25p	30 June 2022 Ord 25p
Neil Rogan	44,719	37,157
Stephanie Eastment	4,500 ^A	4,500 ^A
Peter Tait	7,000	5,000
Merryn Somerset Webb	3,449	3,449
Alan Giles	5,000	5,000
Nandita Sahgal Tully	560	560
Jean Park	n/a	5,575 ^B
Donald Cameron	n/a	1,691 ^B

^A Of which 1,700 shares were held non-beneficially

^B As at date of resignation on 2 November 2021

There have been no changes to the Directors' interests in the share capital of the Company since the year end up to the date of approval of this Report.

Annual Statement

On behalf of the Board and in accordance with Part 2 of Schedule 8 of the Large and Medium-sized Companies and Groups (Accounts and Reports) (Amendment) Regulations 2013, I confirm that the above Report on Remuneration Policy and Remuneration Implementation summarises, as applicable, for the Year:

- the major decisions on Directors' remuneration;
- any substantial changes relating to Directors' remuneration made during the Year; and
- the context in which the changes occurred and in which decisions have been taken.

On behalf of the Board

Peter Tait

Chair of the Remuneration Committee
19 September 2023

Audit Committee Report

Stephanie Eastment is Chair of the audit committee, membership of which comprises all of the Directors of the Company with the exception of Neil Rogan. In compliance with the July 2018 UK Code on Corporate Governance (the "Code"), the Chair of the Board is not a member of the committee but attends the committee by invitation of the committee Chair.

The Directors have satisfied themselves that at least two of the committee's members have recent and relevant financial experience – Stephanie Eastment and Nandita Sahgal Tully are both Fellows of the Institute of Chartered Accountants in England & Wales – and that, collectively, the committee possesses competence relevant to investment trusts.

The committee meets at least twice each year, in line with the cycle of annual and half-yearly reports, which is considered by the Directors to be a frequency appropriate to the size and complexity of the Company.

Role of the Audit Committee

In summary, the committee's main audit review functions are:

- to review and monitor the internal control systems and risk management systems (including review of non-financial risks) on which the Company is reliant (see "Internal Controls and Risk Management", below);
- to consider annually whether there is a need for the Company to have its own internal audit function;
- to monitor the integrity of the half-yearly and annual financial statements of the Company by reviewing, and challenging where necessary, the actions and judgements of the Manager;
- to review, and report to the Board on, the significant financial reporting issues and judgements made in connection with the preparation of the Company's financial statements, half-yearly reports, announcements and related formal statements;
- to review the content of the Annual Report and financial statements and advise the Board on whether, taken as a whole, it is fair, balanced and understandable and provides the information necessary for shareholders to assess the Company's position and performance, business model and strategy;
- to meet with the external auditor to review their proposed audit programme of work and the findings as auditor;
- to develop and implement a policy on the engagement of the auditor to supply non-audit services;

- to review a statement from the Manager detailing the arrangements in place for the Manager's staff, in confidence, to escalate concerns about possible improprieties in matters of financial reporting or other matters ("whistleblowing");
- to oversee and manage audit tenders and selection processes, to make recommendations to the Board in relation to the appointment of the auditor and removal of the auditor and to approve the remuneration and terms of engagement of the auditor;
- to monitor and review annually the auditor's independence, objectivity, effectiveness, resources and qualification; and
- to investigate the reasons giving rise to any resignation of the auditor and consider whether any action is required.

The committee fulfilled all the above required roles and responsibilities during the Year.

Internal Controls and Risk Management

Through the committee, the Board is ultimately responsible for the Company's system of internal control and risk management and for reviewing its effectiveness. The committee confirms that there is a robust process for identifying, evaluating and managing the Company's significant business and operational risks, that it has been in place for the Year and up to the date of approval of the Annual Report and Financial Statements, and that it is regularly reviewed by the Board and accords with the risk management and internal control guidance for directors in the Code.

The design, implementation and maintenance of controls and procedures to safeguard the assets of the Company and to manage its affairs extends to operational and compliance controls and risk management.

The Directors have delegated the investment management of the Company's assets to the Manager within overall guidelines and this embraces implementation of the system of internal control, including financial, operational and compliance controls and risk management. Internal control systems are monitored and supported by the Manager's Internal Audit department which undertakes periodic examination of business processes and ensures that recommendations to improve controls are implemented.

Audit Committee Report

Continued

Risks are identified and documented through a risk management framework by each function within the Manager's activities. Risk is considered in the context of the FRC and AIC Code guidance, and includes financial, regulatory, market, operational and reputational risks. This helps the internal audit risk assessment model identify those functions for review. Any weaknesses identified are reported to the Board, and timetables are agreed for implementing improvements to systems. The implementation of any remedial action required is monitored and feedback provided to the Board.

The principal risks and uncertainties facing the Company are identified on pages 18 to 22 of this Report.

The key components designed to provide effective internal control are outlined below:

- the Manager prepares forecasts and management accounts which allow the Board to assess the Company's activities and review its performance; the emphasis is on obtaining the relevant degree of assurance and not merely reporting by exception;
- the Board and Manager have agreed clearly-defined investment criteria, specified levels of authority and exposure limits. Reports on these, including performance statistics and investment valuations, are regularly submitted to the Board and there are meetings with the Manager as appropriate;
- as a matter of course, the Manager's compliance department continually reviews the Manager's operations;
- written agreements are in place which specifically define the roles and responsibilities of the Manager and other third-party service providers and the committee reviews, where relevant, ISAE3402 Reports, a global assurance standard for reporting on internal controls for service organisations; in particular, the Board receives equivalent assurance from Link Group, the Company's Registrar; and
- at its September 2023 meeting, the committee carried out its annual assessment of internal controls for the Year including the internal audit and compliance functions, and taking account of events since 30 June 2023.

In addition, the Manager ensures that clearly documented contractual arrangements exist in respect of any activities that have been delegated to external professional organisations. A senior member of the Manager's Internal Audit department reports six-monthly to the committee and has direct access to the Directors at any time.

Internal control systems are designed to meet the Company's particular needs and the risks to which it is exposed. Accordingly, the internal control systems are designed to manage, rather than eliminate, the risk of failure to achieve business objectives and, by their nature, can only provide reasonable, and not absolute, assurance against misstatement and loss.

Significant Risks for the Audit Committee

During its review of the Company's financial statements for the Year, the committee considered the following significant risks including, in particular, those communicated by the auditor as key areas of audit emphasis during their planning and reporting of the year end audit:

Valuation and Existence of Investments

How the risk was addressed

The valuation of investments is undertaken in accordance with the accounting policies, disclosed in note 2(e) to the financial statements. All investments are considered liquid and quoted in active markets and have been categorised as Level 1 within the FRS 102 fair value hierarchy and can be verified against daily market prices. The portfolio is reviewed and verified by the Manager on a regular basis and management accounts, including a full portfolio listing, are prepared each month and circulated to the Board. The portfolio is also reviewed annually by the auditor. The Company used the services of an independent depository (BNP Paribas Trust Corporation UK Limited) during the Year through whom the assets of the Company were held. The depository confirmed that the accounting records correctly reflected all investee holdings and that these agreed to custodian records.

Income Recognition

How the risk was addressed

The recognition of investment income is undertaken in accordance with accounting policy note 2(b) to the financial statements. Special dividends are allocated to the capital or revenue accounts according to the nature of the payment and the intention of the underlying company. The Directors also review, at each meeting, the Company's income, including income received, revenue forecasts and dividend comparisons.

Internal Auditor

The Board has considered the need for an internal audit function but, because the Company is externally-managed, the Board has decided to place reliance on the Manager's risk management/internal controls systems and internal audit procedures.

External Auditor

Review of the Auditor

The committee has reviewed the effectiveness of the auditor including:

- independence – the auditor discusses with the committee, at least annually, the steps it takes to ensure its independence and objectivity, including the level of non-audit fees it has received from the Company, and makes the committee aware of any potential issues, explaining all relevant safeguards;
- quality of audit work including the ability to resolve issues in a timely manner – identified issues are satisfactorily and promptly resolved;
- its communications/presentation of outputs – the explanation of the audit plan, any deviations from it and the subsequent audit findings are comprehensive and comprehensible, and working relationship with management – the auditor has a constructive working relationship with the Manager; and
- quality of people and service including continuity and succession plans – the audit team is made up of sufficient, suitably experienced staff with provision made for knowledge of the investment trust sector and retention of that knowledge on rotation of the partner.

For the Year, the committee was satisfied with the auditor's effectiveness, independence and the objectivity of the audit process.

Re-appointment of the Auditor

This year's audit of the Company's Annual Report is the fourth performed by PricewaterhouseCoopers LLP since their appointment following an audit tender process held by the Company in 2019.

Shareholders will have the opportunity to vote on the re-appointment of PricewaterhouseCoopers LLP as auditor and to authorise the committee to approve the auditor's remuneration, as Ordinary Resolutions 9 and 10, at the AGM on 7 November 2023.

Provision of Non-Audit Services

The committee has put in place a policy on the supply of non-audit services provided by the auditor. Such services are considered on a case-by-case basis and may only be provided if the service is at a reasonable and competitive cost and does not constitute a conflict of interest or potential conflict of interest or prevent the auditor from remaining objective and independent. All non-audit services require the pre-approval of the committee. No non-audit fees were paid to the auditor during the Year (2022 – nil). The committee confirms that it has complied with Part 5.1 of the Competitions and Market Authority's Order 2014.

Stephanie Eastment,

Chair of the Audit Committee
19 September 2023

Statement of Directors' Responsibilities

The Directors are responsible for preparing the Annual Report and the financial statements in accordance with applicable law and regulations.

Company law requires the Directors to prepare financial statements for each financial year. Under that law the Directors have elected to prepare the financial statements in accordance with United Kingdom Generally Accepted Accounting Practice (United Kingdom Accounting Standards and applicable law) including FRS 102 'The Financial Reporting Standard applicable in the UK and Republic of Ireland'. Under company law the Directors must not approve the financial statements unless they are satisfied that they give a true and fair view of the state of affairs of the Company and of the profit or loss of the Company for that period.

In preparing these financial statements, the Directors are required to:

- select suitable accounting policies and then apply them consistently;
- make judgments and accounting estimates that are reasonable and prudent;
- state whether applicable UK Accounting Standards have been followed, subject to any material departures disclosed and explained in the financial statements; and
- adopt a going concern basis of accounting for the financial statements unless it is inappropriate to assume that the Company will continue in business.

The Directors are responsible for keeping adequate accounting records that are sufficient to show and explain the Company's transactions and disclose with reasonable accuracy at any time the financial position of the Company and enable them to ensure that the financial statements comply with the Companies Act 2006. They are also responsible for safeguarding the assets of the Company and hence for taking reasonable steps for the prevention and detection of fraud and other irregularities.

Under applicable law and regulations, the Directors are also responsible for preparing a Directors' Report, Directors' Remuneration Report, Strategic Report and Statement of Corporate Governance that comply with that law and those regulations.

The financial statements are published on **murray-income.co.uk** which is a website maintained by the Company's Manager. The work carried out by the auditor does not involve consideration of the maintenance and integrity of the website and, accordingly, the auditor accepts no responsibility for any changes that have occurred to the financial statements since being initially presented on the website. Legislation in the UK governing the preparation and dissemination of financial statements may differ from legislation in other jurisdictions.

Each of the Directors confirms to the best of his or her knowledge that:

- the financial statements, prepared in accordance with the applicable accounting standards, give a true and fair view of the assets, liabilities, financial position and profit of the Company;
- the Annual Report includes a fair review of the development and performance of the business and the position of the Company, together with a description of the principal risks and uncertainties that the Company faces;
- in the opinion of the Board, the Annual Report and financial statements taken as a whole, is fair, balanced and understandable and provides the information necessary for shareholders to assess the Company's position and performance, business model and strategy; and
- the financial statements are prepared on an ongoing concern basis.

For and on behalf of the Board of Murray Income Trust PLC

Neil Rogan

Chair

19 September 2023

Independent Auditors' Report to the Members of Murray Income Trust PLC

Report on the audit of the financial statements

Opinion

In our opinion, Murray Income Trust PLC's financial statements:

- give a true and fair view of the state of the Company's affairs as at 30 June 2023 and of its net return and cash flows for the year then ended;
- have been properly prepared in accordance with United Kingdom Generally Accepted Accounting Practice (United Kingdom Accounting Standards, including FRS 102 "The Financial Reporting Standard applicable in the UK and Republic of Ireland", and applicable law); and
- have been prepared in accordance with the requirements of the Companies Act 2006.

We have audited the financial statements, included within the Annual Report, which comprise: the Statement of Financial Position as at 30 June 2023; the Statement of Comprehensive Income, Statement of Changes in Equity and Statement of Cash Flows for the year then ended; and the Notes to the Financial Statements, which include a description of the significant accounting policies.

Our opinion is consistent with our reporting to the Audit Committee.

Basis for opinion

We conducted our audit in accordance with International Standards on Auditing (UK) ("ISAs (UK)") and applicable law. Our responsibilities under ISAs (UK) are further described in the Auditors' responsibilities for the audit of the financial statements section of our report. We believe that the audit evidence we have obtained is sufficient and appropriate to provide a basis for our opinion.

Independence

We remained independent of the Company in accordance with the ethical requirements that are relevant to our audit of the financial statements in the UK, which includes the FRC's Ethical Standard, as applicable to listed public interest entities, and we have fulfilled our other ethical responsibilities in accordance with these requirements.

To the best of our knowledge and belief, we declare that non-audit services prohibited by the FRC's Ethical Standard were not provided.

We have provided no non-audit services to the Company in the period under audit.

Our audit approach

Context

The Company is a standalone Investment Trust Company and engages abrdn Fund Managers Limited (the "AIFM") to manage its assets.

Overview

Audit Scope

- We conducted our audit of the financial statements using information from the AIFM to whom the Directors have delegated the provision of all administrative functions.
- We tailored the scope of our audit taking into account the types of investments within the Company, the involvement of the AIFM referred to above, the accounting processes and controls, and the industry in which the Company operates.
- We obtained an understanding of the control environment in place at the AIFM and adopted a fully substantive testing approach using reports obtained from the AIFM.

Independent Auditors' Report to the Members of Murray Income Trust PLC

Continued

Key audit matters

- Income from investments.
- Valuation and existence of listed investments.

Materiality

- Overall materiality: £9,990,000 (2022: £10,092,000) based on approximately 1% of Net assets.
- Performance materiality: £7,492,500 (2022: £7,569,000).

The scope of our audit

As part of designing our audit, we determined materiality and assessed the risks of material misstatement in the financial statements.

Key audit matters

Key audit matters are those matters that, in the auditors' professional judgement, were of most significance in the audit of the financial statements of the current period and include the most significant assessed risks of material misstatement (whether or not due to fraud) identified by the auditors, including those which had the greatest effect on: the overall audit strategy; the allocation of resources in the audit; and directing the efforts of the engagement team. These matters, and any comments we make on the results of our procedures thereon, were addressed in the context of our audit of the financial statements as a whole, and in forming our opinion thereon, and we do not provide a separate opinion on these matters.

This is not a complete list of all risks identified by our audit.

The key audit matters below are consistent with last year.

Key audit matter	How our audit addressed the key audit matter
<p><i>Income from investments</i></p> <p>Refer to page 52 (Audit Committee's Report), page 68 (Accounting Policies) and page 71 (Notes to the Financial Statements).</p> <p>Income from investments comprised dividend income. Within income from investments there is a risk of incomplete or inaccurate recognition of income through the failure to recognise proper income entitlements or to apply an inappropriate accounting treatment.</p> <p>In addition, the Directors are required to exercise judgement in determining whether income in the form of special dividends should be classified as 'revenue' or 'capital' in the Statement of Comprehensive Income.</p> <p>As such, we focused on the accuracy, completeness and occurrence of income from investments recognition and its presentation in the Statement of Comprehensive Income as set out in the requirements of The Association of Investment Companies' Statement of Recommended Practice (the "AIC SORP").</p>	<p>We assessed the accounting policy for income recognition for compliance with accounting standards and the AIC SORP and performed testing to confirm that income had been accounted for in accordance with this stated accounting policy. We found that the accounting policies implemented were in accordance with accounting standards and the AIC SORP, and that income has been accounted for in accordance with the stated accounting policy.</p> <p>We understood and assessed the design and implementation of key controls surrounding income recognition.</p> <p>We tested the accuracy of all dividend receipts by agreeing the dividend rates from investments to independent market data.</p> <p>We tested occurrence by testing that all dividends recorded in the year had been declared in the market by investment holdings, and we traced a sample of dividends received to bank statements.</p> <p>We tested the allocation and presentation of dividend income between the revenue and capital return columns of the Statement of Comprehensive Income in line with the requirements set out in the AIC SORP by determining the reasons behind dividend distributions.</p>

Key audit matter	How our audit addressed the key audit matter
	Based on the audit procedures performed and evidence obtained, we concluded that income from investments was not materially misstated.
<p>Valuation and existence of listed investments</p> <p>Refer to page 52 (Audit Committee's Report), page 69 (Accounting Policies) and pages 76 and 77 (Notes to the Financial Statements).</p> <p>The investment portfolio at 30 June 2023 comprised listed equity investments of £1,098 million. We focused on the valuation and existence of investments because investments represent the principal element of the net asset value as disclosed in the Statement of Financial Position in the financial statements.</p>	<p>We tested the valuation of all the listed investments by agreeing the prices used in the valuation to independent third party sources.</p> <p>We tested the existence of listed investments by agreeing the holdings to an independent confirmation from the Depositary, BNP Paribas Trust Corporation UK Limited, as at 30 June 2023.</p> <p>No material misstatements were identified from this testing.</p>

How we tailored the audit scope

We tailored the scope of our audit to ensure that we performed enough work to be able to give an opinion on the financial statements as a whole, taking into account the structure of the Company, the accounting processes and controls, and the industry in which it operates.

As part of designing our audit, we determined materiality and assessed the risks of material misstatement in the financial statements.

The impact of climate risk on our audit

In planning our audit, we made enquiries of the Directors to understand the extent of the potential impact of climate change risk on the Company's financial statements. The Directors concluded that the impact on the measurement and disclosures within the financial statements is not material because the Company's investment portfolio is made up of level 1 quoted securities which are valued at fair value based on market prices. We found this to be consistent with our understanding of the Company's investment activities. We also considered the consistency of the climate change disclosures included in the Principal Risks and Uncertainties with the financial statements and our knowledge from our audit.

Materiality

The scope of our audit was influenced by our application of materiality. We set certain quantitative thresholds for materiality. These, together with qualitative considerations, helped us to determine the scope of our audit and the nature, timing and extent of our audit procedures on the individual financial statement line items and disclosures and in evaluating the effect of misstatements, both individually and in aggregate on the financial statements as a whole.

Based on our professional judgement, we determined materiality for the financial statements as a whole as follows:

Overall Company materiality	£9,990,000 (2022: £10,092,000).
How we determined it	Approximately 1% of Net assets.
Rationale for benchmark applied	We believe that net assets is the primary measure used by the shareholders in assessing the performance of the entity, and is a generally accepted auditing benchmark. This benchmark provides an appropriate and consistent year on year basis for our audit.

Independent Auditors' Report to the Members of Murray Income Trust PLC

Continued

We use performance materiality to reduce to an appropriately low level the probability that the aggregate of uncorrected and undetected misstatements exceeds overall materiality. Specifically, we use performance materiality in determining the scope of our audit and the nature and extent of our testing of account balances, classes of transactions and disclosures, for example in determining sample sizes. Our performance materiality was 75% (2022: 75%) of overall materiality, amounting to £7,492,500 (2022: £7,569,000 for the Company's financial statements).

In determining the performance materiality, we considered a number of factors – the history of misstatements, risk assessment and aggregation risk and the effectiveness of controls – and concluded that an amount at the upper end of our normal range was appropriate.

We agreed with the Audit Committee that we would report to them misstatements identified during our audit above £499,500 (2022: £504,600 as well as misstatements below that amount that, in our view, warranted reporting for qualitative reasons).

Conclusions relating to going concern

Our evaluation of the Directors' assessment of the Company's ability to continue to adopt the going concern basis of accounting included:

- evaluating the Directors' updated risk assessment and considering whether it addressed relevant threats, including Russia's invasion of Ukraine, the rise of inflation and the wider macroeconomic uncertainty;
- evaluating the Directors' assessment of potential operational impacts, considering their consistency with other available information and our understanding of the business and assessed the potential impact on the financial statements;
- reviewing the Directors' assessment of the Company's financial position in the context of its ability to meet future expected operating expenses and debt repayments, their assessment of liquidity as well as their review of the operational resilience of the Company and oversight of key third-party service providers; and
- assessing the implication of significant reductions in Net Asset Value (NAV) as a result of market performance on the ongoing ability of the Company to operate.

Based on the work we have performed, we have not identified any material uncertainties relating to events or conditions that, individually or collectively, may cast significant doubt on the Company's ability to continue as a going concern for a period of at least twelve months from when the financial statements are authorised for issue.

In auditing the financial statements, we have concluded that the Directors' use of the going concern basis of accounting in the preparation of the financial statements is appropriate.

However, because not all future events or conditions can be predicted, this conclusion is not a guarantee as to the Company's ability to continue as a going concern.

In relation to the Directors' reporting on how they have applied the UK Corporate Governance Code, we have nothing material to add or draw attention to in relation to the Directors' statement in the financial statements about whether the Directors considered it appropriate to adopt the going concern basis of accounting.

Our responsibilities and the responsibilities of the Directors with respect to going concern are described in the relevant sections of this report.

Reporting on other information

The other information comprises all of the information in the Annual Report other than the financial statements and our auditors' report thereon. The Directors are responsible for the other information. Our opinion on the financial statements does not cover the other information and, accordingly, we do not express an audit opinion or, except to the extent otherwise explicitly stated in this report, any form of assurance thereon.

In connection with our audit of the financial statements, our responsibility is to read the other information and, in doing so, consider whether the other information is materially inconsistent with the financial statements or our knowledge obtained in the audit, or otherwise appears to be materially misstated. If we identify an apparent material inconsistency or material misstatement, we are required to perform procedures to conclude whether there is a material misstatement of the financial statements or a material misstatement of the other information. If, based on the work we have performed, we conclude that there is a material misstatement of this other information, we are required to report that fact. We have nothing to report based on these responsibilities.

With respect to the Strategic report and Directors' Report, we also considered whether the disclosures required by the UK Companies Act 2006 have been included.

Based on our work undertaken in the course of the audit, the Companies Act 2006 requires us also to report certain opinions and matters as described below.

Strategic report and Directors' Report

In our opinion, based on the work undertaken in the course of the audit, the information given in the Strategic report and Directors' Report for the year ended 30 June 2023 is consistent with the financial statements and has been prepared in accordance with applicable legal requirements.

In light of the knowledge and understanding of the Company and its environment obtained in the course of the audit, we did not identify any material misstatements in the Strategic report and Directors' Report.

Directors' Remuneration

In our opinion, the part of the Directors' Remuneration Report to be audited has been properly prepared in accordance with the Companies Act 2006.

Corporate governance statement

The Listing Rules require us to review the Directors' statements in relation to going concern, longer-term viability and that part of the corporate governance statement relating to the Company's compliance with the provisions of the UK Corporate Governance Code specified for our review. Our additional responsibilities with respect to the corporate governance statement as other information are described in the Reporting on other information section of this report.

Based on the work undertaken as part of our audit, we have concluded that each of the following elements of the corporate governance statement is materially consistent with the financial statements and our knowledge obtained during the audit, and we have nothing material to add or draw attention to in relation to:

- The Directors' confirmation that they have carried out a robust assessment of the emerging and principal risks;
- The disclosures in the Annual Report that describe those principal risks, what procedures are in place to identify emerging risks and an explanation of how these are being managed or mitigated;
- The Directors' statement in the financial statements about whether they considered it appropriate to adopt the going concern basis of accounting in preparing them, and their identification of any material uncertainties to the Company's ability to continue to do so over a period of at least twelve months from the date of approval of the financial statements;
- The Directors' explanation as to their assessment of the Company's prospects, the period this assessment covers and why the period is appropriate; and

Independent Auditors' Report to the Members of Murray Income Trust PLC

Continued

- The Directors' statement as to whether they have a reasonable expectation that the Company will be able to continue in operation and meet its liabilities as they fall due over the period of its assessment, including any related disclosures drawing attention to any necessary qualifications or assumptions.

Our review of the Directors' statement regarding the longer-term viability of the Company was substantially less in scope than an audit and only consisted of making inquiries and considering the Directors' process supporting their statement; checking that the statement is in alignment with the relevant provisions of the UK Corporate Governance Code; and considering whether the statement is consistent with the financial statements and our knowledge and understanding of the Company and its environment obtained in the course of the audit.

In addition, based on the work undertaken as part of our audit, we have concluded that each of the following elements of the corporate governance statement is materially consistent with the financial statements and our knowledge obtained during the audit:

- The Directors' statement that they consider the Annual Report, taken as a whole, is fair, balanced and understandable, and provides the information necessary for the members to assess the Company's position, performance, business model and strategy;
- The section of the Annual Report that describes the review of effectiveness of risk management and internal control systems; and
- The section of the Annual Report describing the work of the Audit Committee.

We have nothing to report in respect of our responsibility to report when the Directors' statement relating to the Company's compliance with the Code does not properly disclose a departure from a relevant provision of the Code specified under the Listing Rules for review by the auditors.

Responsibilities for the financial statements and the audit

Responsibilities of the Directors for the financial statements

As explained more fully in the Statement of Directors' Responsibilities, the Directors are responsible for the preparation of the financial statements in accordance with the applicable framework and for being satisfied that they give a true and fair view. The Directors are also responsible for such internal control as they determine is necessary to enable the preparation of financial statements that are free from material misstatement, whether due to fraud or error.

In preparing the financial statements, the Directors are responsible for assessing the Company's ability to continue as a going concern, disclosing, as applicable, matters related to going concern and using the going concern basis of accounting unless the Directors either intend to liquidate the Company or to cease operations, or have no realistic alternative but to do so.

Auditors' responsibilities for the audit of the financial statements

Our objectives are to obtain reasonable assurance about whether the financial statements as a whole are free from material misstatement, whether due to fraud or error, and to issue an auditors' report that includes our opinion. Reasonable assurance is a high level of assurance, but is not a guarantee that an audit conducted in accordance with ISAs (UK) will always detect a material misstatement when it exists. Misstatements can arise from fraud or error and are considered material if, individually or in the aggregate, they could reasonably be expected to influence the economic decisions of users taken on the basis of these financial statements.

Irregularities, including fraud, are instances of non-compliance with laws and regulations. We design procedures in line with our responsibilities, outlined above, to detect material misstatements in respect of irregularities, including fraud. The extent to which our procedures are capable of detecting irregularities, including fraud, is detailed below.

Based on our understanding of the Company and industry, we identified that the principal risks of non-compliance with laws and regulations related to breaches of section 1158 of the Corporation Tax Act 2010, and we considered the extent to which non-compliance might have a material effect on the financial statements. We also considered those laws and regulations that have a direct impact on the financial statements such as the Companies Act 2006. We evaluated management's incentives and opportunities for fraudulent manipulation of the financial statements (including the risk of override of controls), and determined that the principal risks were related to posting inappropriate journal entries to increase revenue (investment income and capital gains) or to increase net asset value. Audit procedures performed by the engagement team included:

- discussions with the AIFM and the audit committee, including specific enquiry of known or suspected instances of non-compliance with laws and regulation and fraud where applicable;
- reviewing relevant meeting minutes, including those of the Audit Committee;
- assessment of the Company's compliance with the requirements of section 1158 of the Corporation Tax Act 2010, including recalculation of numerical aspects of the eligibility conditions;
- identifying and testing journal entries, in particular any material or revenue-impacting manual journal entries posted as part of the Annual Report preparation process; and
- designing audit procedures to incorporate unpredictability around the nature, timing or extent of our testing.

There are inherent limitations in the audit procedures described above. We are less likely to become aware of instances of non-compliance with laws and regulations that are not closely related to events and transactions reflected in the financial statements. Also, the risk of not detecting a material misstatement due to fraud is higher than the risk of not detecting one resulting from error, as fraud may involve deliberate concealment by, for example, forgery or intentional misrepresentations, or through collusion.

Our audit testing might include testing complete populations of certain transactions and balances, possibly using data auditing techniques. However, it typically involves selecting a limited number of items for testing, rather than testing complete populations. We will often seek to target particular items for testing based on their size or risk characteristics. In other cases, we will use audit sampling to enable us to draw a conclusion about the population from which the sample is selected.

A further description of our responsibilities for the audit of the financial statements is located on the FRC's website at: www.frc.org.uk/auditorsresponsibilities. This description forms part of our auditors' report.

Use of this report

This report, including the opinions, has been prepared for and only for the Company's members as a body in accordance with Chapter 3 of Part 16 of the Companies Act 2006 and for no other purpose. We do not, in giving these opinions, accept or assume responsibility for any other purpose or to any other person to whom this report is shown or into whose hands it may come save where expressly agreed by our prior consent in writing.

Other required reporting

Companies Act 2006 exception reporting

Under the Companies Act 2006 we are required to report to you if, in our opinion:

- we have not obtained all the information and explanations we require for our audit; or
- adequate accounting records have not been kept by the company, or returns adequate for our audit have not been received from branches not visited by us; or
- certain disclosures of directors' remuneration specified by law are not made; or
- the financial statements and the part of the Directors' Remuneration Report to be audited are not in agreement with the accounting records and returns.

We have no exceptions to report arising from this responsibility.

Independent Auditors' Report to the Members of Murray Income Trust PLC

Continued

Appointment

Following the recommendation of the Audit Committee, we were appointed by the members on 5 November 2019 to audit the financial statements for the year ended 30 June 2020 and subsequent financial periods. The period of total uninterrupted engagement is four years, covering the years ended 30 June 2020 to 30 June 2023.

Gillian Alexander (Senior Statutory Auditor)
for and on behalf of PricewaterhouseCoopers LLP
Chartered Accountants and Statutory Auditors
Edinburgh
19 September 2023

Financial Statements



L'Oréal, a portfolio company purchased this year, owns a number of globally recognised consumer and professional brands including Lancôme, Yves Saint Laurent, Ralph Lauren, Garnier, Maybelline and L'Oréal Professional Paris.

Statement of Comprehensive Income

	Notes	Year ended 30 June 2023			Year ended 30 June 2022		
		Revenue £'000	Capital £'000	Total £'000	Revenue £'000	Capital £'000	Total £'000
Gains/(losses) on investments	10	-	32,602	32,602	-	(83,786)	(83,786)
Currency gains/(losses)		-	733	733	-	(216)	(216)
Income	3	48,879	-	48,879	51,018	-	51,018
Investment management fees	4	(1,141)	(2,663)	(3,804)	(1,199)	(2,798)	(3,997)
Administrative expenses	5	(1,390)	-	(1,390)	(1,350)	-	(1,350)
Net return before finance costs and tax		46,348	30,672	77,020	48,469	(86,800)	(38,331)
Finance costs	6	(735)	(1,714)	(2,449)	(692)	(1,615)	(2,307)
Net return before tax		45,613	28,958	74,571	47,777	(88,415)	(40,638)
Taxation	8	(1,085)	-	(1,085)	(463)	-	(463)
Net return after tax		44,528	28,958	73,486	47,314	(88,415)	(41,101)
Return per Ordinary share	9	38.7p	25.2p	63.9p	40.5p	(75.7)p	(35.2)p

The total column of this statement represents the profit and loss account of the Company prepared in accordance with FRS 102. The 'Revenue' and 'Capital' columns represent supplementary information prepared under guidance issued by the Association of Investment Companies.

All revenue and capital items in the above statement derive from continuing operations.

No operations were acquired or discontinued in the year.

The accompanying notes are an integral part of the financial statements.

Statement of Financial Position

	Notes	As at 30 June 2023 £'000	As at 30 June 2022 £'000
Fixed assets			
Investments at fair value through profit or loss	10	1,098,311	1,098,793
Current assets			
Other debtors and receivables	11	7,274	9,061
Cash and cash equivalents	12	15,115	20,131
		22,389	29,192
Creditors: amounts falling due within one year			
Other payables		(5,997)	(1,513)
Bank loans		(6,378)	(6,507)
	13	(12,375)	(8,020)
Net current assets		10,014	21,172
Total assets less current liabilities		1,108,325	1,119,965
Creditors: amounts falling due after more than one year			
2.51% Senior Loan Notes		(39,941)	(39,930)
4.37% Senior Loan Notes		(69,200)	(70,780)
	14	(109,141)	(110,710)
Net assets		999,184	1,009,255
Capital and reserves			
Share capital	15	29,882	29,882
Share premium account		438,213	438,213
Capital redemption reserve		4,997	4,997
Capital reserve		489,428	502,672
Revenue reserve		36,664	33,491
Total Shareholders' funds		999,184	1,009,255
Net asset value per Ordinary share			
	16		
Debt at fair value		911.7p	871.0p
Debt at par value		894.4p	864.9p

The financial statements on pages 64 to 88 were approved by the Board of Directors and authorised for issue on 19 September 2023 and were signed on its behalf by:

Neil Rogan
Chair

The accompanying notes are an integral part of the financial statements.

Statement of Changes in Equity

For the year ended 30 June 2023

	Notes	Share capital £'000	Share premium account £'000	Capital redemption reserve £'000	Capital reserve £'000	Revenue reserve £'000	Total £'000
Balance at 1 July 2022		29,882	438,213	4,997	502,672	33,491	1,009,255
Net return after tax		-	-	-	28,958	44,528	73,486
Buyback of Ordinary shares for treasury	15	-	-	-	(42,202)	-	(42,202)
Dividends paid	7	-	-	-	-	(41,355)	(41,355)
Balance at 30 June 2023		29,882	438,213	4,997	489,428	36,664	999,184

For the year ended 30 June 2022

	Notes	Share capital £'000	Share premium account £'000	Capital redemption reserve £'000	Capital reserve £'000	Revenue reserve £'000	Total £'000
Balance at 1 July 2021		29,882	438,213	4,997	594,282	26,485	1,093,859
Net (loss)/return after tax		-	-	-	(88,415)	47,314	(41,101)
Buyback of Ordinary shares for treasury	15	-	-	-	(3,195)	-	(3,195)
Dividends paid	7	-	-	-	-	(40,308)	(40,308)
Balance at 30 June 2022		29,882	438,213	4,997	502,672	33,491	1,009,255

The accompanying notes are an integral part of the financial statements.

Statement of Cash Flows

	Notes	Year ended 30 June 2023 £'000	Year ended 30 June 2022 £'000
Operating activities			
Net return/(loss) before finance costs and taxation		77,020	(38,331)
Adjustments for			
Increase/(decrease) in accrued expenses		783	(80)
Overseas withholding tax		(1,458)	(1,360)
Increase in dividend income receivable		(324)	(270)
Increase in interest income receivable		(54)	(19)
Interest paid		(2,196)	(2,272)
(Gains)/losses on investments	10	(32,602)	83,786
Amortisation on loan notes	6	12	12
Accretion of loan note book cost	6	(1,581)	(1,581)
Foreign exchange (gains)/losses		(733)	216
Decrease in other debtors		47	46
Stock dividends included in investment income	3	(1,006)	(3,728)
Net cash inflow from operating activities		37,908	36,419
Investing activities			
Purchases of investments		(180,130)	(238,613)
Sales of investments		218,912	261,285
Net cash inflow from investing activities		38,782	22,672
Financing activities			
Dividends paid	7	(41,355)	(40,308)
Buyback of Ordinary shares for treasury		(40,955)	(3,195)
Repayment of bank loans		(6,755)	(6,290)
Draw down of bank loans		6,664	6,258
Net cash outflow from financing activities		(82,401)	(43,535)
(Decrease)/increase in cash		(5,711)	15,556
Analysis of changes in cash during the year			
Opening balance		20,131	4,493
Effect of exchange rate fluctuations on cash held		695	82
(Decrease)/increase in cash as above		(5,711)	15,556
Closing balance		15,115	20,131
Represented by:			
Cash at bank and in hand	12	1,227	1,503
Money market funds	12	13,888	18,628
		15,115	20,131

The accompanying notes are an integral part of these financial statements.

Notes to the Financial Statements

For the year ended 30 June 2023

1. Principal activity

The Company is a closed-end investment company, registered in Scotland No SC012725, with its Ordinary shares being listed on the London Stock Exchange.

2. Accounting policies

- (a) **Basis of preparation.** The financial statements have been prepared in accordance with Financial Reporting Standard 102, the Companies Act 2006 and with the Statement of Recommended Practice 'Financial Statements of Investment Trust Companies and Venture Capital Trusts' issued in July 2022. The financial statements are prepared in Sterling which is the functional currency of the Company and rounded to the nearest £'000. They have also been prepared on the assumption that approval as an investment trust will continue to be granted. The accounting policies applied are unchanged from the prior year and have been applied consistently.

The Directors have undertaken a rigorous review and consider both that there are no material uncertainties and that the adoption of the going concern basis of accounting is appropriate. This conclusion is consistent with the longer term Viability Statement on pages 22 and 23.

The Company's assets consist primarily of a diverse portfolio of listed equity shares nearly all of which, in most circumstances, are realisable within a short timescale. The Board has set limits for borrowing and regularly reviews the level of any gearing, cash flow projections and compliance with banking and loan note covenants.

The Directors are mindful of the principal risks and uncertainties disclosed on pages 18 to 22, and have reviewed forecasts detailing revenue and liabilities. The Directors are satisfied that the Company has adequate resources to continue in operational existence for the foreseeable future, being at least 12 months from the date of approval of this Annual Report.

- (b) **Income.** Dividends receivable on equity shares are treated as revenue for the year on an ex-dividend basis. Where no ex-dividend date is available dividends receivable on or before the year end are treated as revenue for the year. Where the Company has elected to receive dividends in the form of additional shares rather than cash, the amount of the cash dividend foregone is recognised as revenue and any residual amount is recognised as capital. Provision is made for any dividends not expected to be received. Special dividends are credited to capital or revenue, according to the circumstances. Dividend revenue is presented gross of any non-recoverable withholding taxes, which are disclosed separately within the Statement of Comprehensive Income.

Interest receivable from cash and short-term deposits and stock lending income is recognised on an accruals basis.

- (c) **Expenses.** All expenses are accounted for on an accruals basis. All expenses are charged through the revenue column of the Statement of Comprehensive Income except as follows:

- transaction costs on the acquisition or disposal of investments are recognised as a capital item in the Statement of Comprehensive Income.

- expenses are charged as a capital item in the Statement of Comprehensive Income where a connection with the maintenance or enhancement of the value of the investments can be demonstrated. In this respect the investment management fee has been allocated 30% to revenue and 70% to capital to reflect the Company's investment policy and prospective income and capital growth.

- (d) **Taxation.** Taxation represents the sum of tax currently payable and deferred tax. Any tax payable is based on the taxable profit for the year. Taxable profit differs from net profit as reported in the Statement of Comprehensive Income because it excludes items of income or expense that are taxable or deductible in other years and it further excludes items that are never taxable or deductible. The Company's liability for current tax is calculated using tax rates that were applicable at the Statement of Financial Position date.

Deferred taxation is recognised in respect of all timing differences that have originated but not reversed at the Statement of Financial Position date, where transactions or events that result in an obligation to pay more tax in the future or right to pay less tax in the future have occurred at the Statement of Financial Position date. This is subject to deferred tax assets only being recognised if it is considered more likely than not that there will be suitable profits from which the future reversal of the underlying timing differences can be deducted. Timing differences are differences arising between the Company's taxable profits and its results as stated in the financial statements which are capable of reversal in one or more subsequent periods. Deferred tax is measured on a non-discounted basis at the tax rates that are expected to apply in the periods in which timing differences are expected to reverse, based on tax rates and laws enacted or substantively enacted at the Statement of Financial Position date.

Due to the Company's status as an investment trust company and the intention to continue meeting the conditions required to obtain approval in the foreseeable future, the Company has not provided deferred tax on any capital gains and losses arising on the revaluation or disposal of investments.

The tax effect of different items of income/gain and expenditure/loss is allocated between capital and revenue within the Statement of Comprehensive Income on the same basis as the particular item to which it relates using the Company's effective rate of tax for the year, based on the marginal basis.

- (e) **Valuation of investments.** The Company has chosen to apply the recognition and measurement provisions of IAS 39 Financial Instruments: Recognition and Measurement. All investments have been designated upon initial recognition at fair value through profit or loss. This is done because all investments are considered to form part of a group of financial assets which is evaluated on a fair value basis, in accordance with the Company's documented investment strategy, and information about the grouping is provided internally on that basis. Investments are recognised and de-recognised at trade date where a purchase or sale is under a contract whose terms require delivery within the timeframe established by the market concerned, and are measured initially at fair value. Subsequent to initial recognition, investments are valued at fair value through profit or loss. For listed investments, this is deemed to be bid market prices or closing prices for SETS (London Stock Exchange's electronic trading service) stocks sourced from the London Stock Exchange. Gains and losses arising from changes in fair value are included in the net return for the period as a capital item in the Statement of Comprehensive Income and are ultimately recognised in the capital reserve.
- (f) **Cash and cash equivalents.** Cash comprises cash in hand and demand deposits. Cash equivalents are short-term, highly liquid investments that are readily convertible to known amounts of cash and that are subject to insignificant risk of change in value.
- (g) **Borrowings and finance costs.** Borrowings of interest bearing bank loans and 2.51% Senior Loan Notes are recognised initially at the fair value of the consideration received, net of any issue expenses, and subsequently at amortised cost using the effective interest method. Borrowings of 4.37% Senior Loan Notes, which were novated to the Company on the merger with Perpetual Income and Growth Investment Trust plc, were recorded initially at their fair value of £73,344,000 and are amortised over the remaining life of the loan towards their redemption value of £60,000,000. The amortisation adjustment is presented as a finance cost. Finance costs accrue using the effective interest rate over the life of the borrowings and are allocated 30% to revenue and 70% to capital.
- (h) **Traded options.** The Company may enter into certain derivative contracts (eg options) to gain exposure to the market. The option contracts are classified as fair value through profit or loss, held for trading, and accounted for as separate derivative contracts and are therefore shown in other assets or other liabilities at their fair value ie market value. The premium on the option (as with written options generally) is treated as the option's initial fair value and is recognised over the life of the option in the revenue column of the Statement of Comprehensive Income along with fair value changes in the open position which occur due to the movement in underlying securities. Losses realised on the exercise of the contracts are recorded in the capital column of the Statement of Comprehensive Income as they arise. Where the Company enters into derivative contracts to manage market risk, gains or losses arising on such contracts are recorded in the capital column of the Statement of Comprehensive Income.

Notes to the Financial Statements

Continued

(i) **Segmental reporting.** The Directors are of the opinion that the Company is engaged in a single segment of business activity, being investment business. Consequently, no business segmental analysis is provided.

(j) **Nature and purpose of reserves**

Share capital. The Ordinary share capital on the Statement of Financial Position relates to the number of shares in issue and in treasury. Only when the shares are cancelled, either from treasury or directly, is a transfer made to the capital redemption reserve. This is a non-distributable reserve.

Share premium account. The balance classified as share premium includes the premium above nominal value from the proceeds on issue of any equity share capital comprising Ordinary shares of 25p and includes the premium arising following the issue of shares on the combination with Perpetual Income and Growth Investment Trust plc on 17 November 2020. This is a non-distributable reserve.

Capital redemption reserve. The capital redemption reserve reflects the cancellation of Ordinary shares, when an amount equal to the par value of the Ordinary share capital is transferred from the share capital reserve to the capital redemption reserve. This is a non-distributable reserve.

Capital reserve. This reserve reflects any gains or losses on investments realised in the period along with any movements in the fair value of investments held that have been recognised in the Statement of Comprehensive Income. These include gains and losses from foreign currency exchange differences. Additionally, expenses, including finance costs, are charged to this reserve in accordance with (b) and (f) above. When making a distribution to shareholders, the Directors determine profits available for distribution by reference to 'Guidance on realised and distributable profits under the Companies Act 2006' issued by the Institute of Chartered Accountants in England and Wales and the Institute of Chartered Accountants of Scotland in April 2017. The availability of distributable reserves in the Company is dependent on those distributions meeting the definition of qualifying consideration within the guidance and on available cash resources of the Company and other accessible sources of funds. The distributable reserves are therefore subject to any future restrictions or limitations at the time such distribution is made.

The capital reserve, to the extent it constitutes realised profits, is distributable. This may include unrealised (losses)/gains on investments where these are readily convertible to cash. The amount of the capital reserve that is distributable is complex to determine and is not necessarily the full amount of the reserve as disclosed within these financial statements of £489,428,000 as at 30 June 2023 as this is subject to fair value movements and may not be readily realisable at short notice.

Revenue reserve. This reserve reflects all income and costs which are recognised in the revenue column of the Statement of Comprehensive Income. The revenue reserve is distributable by way of dividend.

(k) **Treasury shares.** When the Company buys back the Company's equity share capital as treasury shares, the amount of the consideration paid, including directly attributable costs and any tax effects, is recognised as a deduction from equity. When these shares are sold or reissued subsequently, the net amount received is recognised as an increase in equity, and the resulting surplus or deficit on the transaction is transferred to or from the capital reserve.

(l) **Dividends payable.** Final dividends are recognised from the date on which they are approved by Shareholders. Interim dividends are recognised when paid. Dividends are shown in the Statement of Changes in Equity.

(m) **Foreign currency.** Transactions in foreign currencies are converted to Sterling at the exchange rate ruling at the date of the transaction. Monetary assets and liabilities and non-monetary assets held at fair value denominated in foreign currencies are translated into Sterling at rates of exchange ruling at the Statement of Financial Position date. Exchange gains and losses are taken to the Statement of Comprehensive Income as a capital or revenue item depending on the nature of the underlying item.

(n) **Significant estimates and judgements.** The Directors do not believe that any accounting estimates or judgements have been applied to these financial statements that have a significant risk of causing material adjustment to the carrying amount of assets and liabilities.

3. Income

	2023 £'000	2022 £'000
Income from investments		
UK dividends (all listed):		
- ordinary	32,132	32,710
- special	353	1,676
Property income dividends	814	1,153
Overseas dividends (all listed)		
- ordinary	10,343	8,731
- special	756	160
Stock dividends	1,006	3,728
	45,404	48,158
Other income		
Deposit interest	34	7
Money Market interest	682	32
Traded option premiums	2,759	2,820
Compensation payments	-	1
	3,475	2,860
Total income	48,879	51,018

All special dividends for the year of £1,109,000 (2022 - £1,836,000) have been recognised as being revenue in nature.

During the year, the Company received premiums totalling £2,759,000 (2022 - £2,820,000) in exchange for entering into derivative transactions. At the year end there were no open positions (2022 - none).

Notes to the Financial Statements

Continued

4. Investment management fees

	2023			2022		
	Revenue £'000	Capital £'000	Total £'000	Revenue £'000	Capital £'000	Total £'000
Management fee	1,141	2,663	3,804	1,199	2,798	3,997

The management fee is based on 0.55% per annum for net assets up to £350 million, 0.45% per annum on the next £100 million of net assets and 0.25% per annum for net assets over £450 million, calculated and payable monthly. The fee has been allocated 30% to revenue and 70% to capital. The management agreement is terminable on three months' notice. The fee payable to the Manager at the year end was £1,273,000 (2022 - £642,000).

Under the terms of the management agreement, the value of the Company's investments in commonly managed funds is excluded from the calculation of the management fee. The Company held no such commonly managed funds at the year end (2022 - none).

5. Administrative expenses

	2023 £'000	2022 £'000
Shareholders' services ^A	418	400
Directors' remuneration ^B	188	193
Secretarial fees ^C	75	75
Registrars fees	76	110
Depositary fees	90	96
Custody fees	68	60
Printing and postage	61	34
Auditor's remuneration:		
- fees payable to the Company's auditor for the audit of the Company's annual financial statements	42	42
Legal and professional fees	38	51
Irrecoverable VAT ^D	164	126
Other expenses	170	163
	1,390	1,350

^A Includes savings scheme and other wrapper administration and promotion expenses, paid to the Manager under a delegation agreement with the Manager to cover promotional activities during the year. There was £106,000 (2022 - £100,000) due to the Manager in respect of these promotional activities at the year end.

^B Refer to the Directors' Remuneration section of the Directors' Remuneration Report on page 49 for further details.

^C Payable to the Manager, balance outstanding of £19,000 (2022 - £19,000) at the year end.

^D The Company was granted VAT registered status on 18 March 2022, backdated to 1 January 2021. As a result the prior year irrecoverable VAT includes backdated VAT of £28,000.

6. Finance costs

	2023			2022		
	Revenue £'000	Capital £'000	Total £'000	Revenue £'000	Capital £'000	Total £'000
Bank loans and overdraft interest	118	274	392	75	175	250
2.51% Senior Loan Note	301	703	1,004	301	703	1,004
4.37% Senior Loan Note	787	1,835	2,622	787	1,835	2,622
Amortisation of 2.51% Senior Loan Note issue expenses	3	9	12	3	9	12
Amortisation of 4.37% Senior Loan Note	(474)	(1,107)	(1,581)	(474)	(1,107)	(1,581)
	735	1,714	2,449	692	1,615	2,307

Details of the Loan Notes and their amortisation are set out in note 14. Finance costs are allocated 30% to revenue and 70% to capital.

7. Ordinary dividends on equity shares

	2023		2022	
	Rate	£'000	Rate	£'000
Fourth interim dividend previous year	11.25p	13,128	9.75p	11,412
First interim dividend current year	8.25p	9,556	8.25p	9,641
Second interim dividend current year	8.25p	9,431	8.25p	9,628
Third interim dividend current year	8.25p	9,337	8.25p	9,627
Return of unclaimed dividends		(97)		-
		41,355		40,308

The fourth interim dividend for 2023 of 12.75p per Ordinary share has not been included as a liability in these financial statements as it was not paid until after the reporting date (14 September 2023).

Notes to the Financial Statements

Continued

The following table sets out the total dividends paid and proposed in respect of the financial year, which is the basis on which the requirements of Section 1158–1159 of the Corporation Tax Act 2010 are considered. The revenue available for distribution by way of dividend for the year is £44,528,000 (2022 – £47,314,000).

	2023		2022	
	Rate	£'000	Rate	£'000
Three interim dividends of 8.25p each (2022: same)	24.75p	28,324	24.75p	28,896
Fourth interim dividend	12.75p	14,088	11.25p	13,128
	37.50p	42,412	36.00p	42,024

8. Taxation

	2023			2022		
	Revenue £'000	Capital £'000	Total £'000	Revenue £'000	Capital £'000	Total £'000
(a) Analysis of charge for the year						
Overseas tax incurred	2,244	-	2,244	1,961	-	1,961
Overseas tax reclaimable	(1,159)	-	(1,159)	(1,498)	-	(1,498)
Total tax charge for the year	1,085	-	1,085	463	-	463

- (b) **Factors affecting the tax charge for the year.** The UK corporation tax rate is 25% (2022 – 19%). The tax charge for the year is lower than the corporation tax rate (2022 – lower). The differences are explained below:

	2023			2022		
	Revenue £'000	Capital £'000	Total £'000	Revenue £'000	Capital £'000	Total £'000
Net return before taxation	45,613	28,958	74,571	47,777	(88,415)	(40,638)
Net return multiplied by the effective rate of corporation tax of 20.5% (2022 – 19%)	9,351	5,936	15,287	9,078	(16,799)	(7,721)
Effects of:						
Non-taxable UK dividends	(6,057)	-	(6,057)	(6,305)	-	(6,305)
Non-taxable overseas dividends	(3,008)	-	(3,008)	(2,553)	-	(2,553)
Expenses not deductible for tax purposes	2	-	2	56	-	56
Movement in unutilised management expenses	(288)	897	609	(276)	839	563
Realised and unrealised losses/(gains) on investments held	-	(6,683)	(6,683)	-	15,919	15,919
Currency movements not taxable	-	(150)	(150)	-	41	41
Overseas tax payable	1,085	-	1,085	463	-	463
Total tax charge	1,085	-	1,085	463	-	463

- (c) **Factors that may affect future tax charges.** No provision for deferred tax has been made in the current or prior accounting period.

The Company has not provided for deferred tax on capital gains or losses arising on the revaluation or disposal of investments as it is exempt from tax on these items because of its status as an investment trust company.

At the year end, the Company has, for taxation purposes only, accumulated unrelieved management expenses and loan relationship deficits of £74,422,000 (2022 – £71,665,000). A deferred tax asset at the standard rate of corporation of 25% (2022 – 25%) of £18,606,000 (2022 – £17,916,000) has not been recognised and these expenses will only be utilised if the Company has profits chargeable to corporation tax in the future. It is considered highly unlikely that the Company will generate such profits and therefore no deferred tax asset has been recognised. The Finance Act 2021 received Royal Assent on 10 June 2021 and the rate of Corporation Tax of 25% effective from 1 April 2023 has been used to calculate the potential deferred tax asset of £18,606,000.

Notes to the Financial Statements

Continued

9. Return per Ordinary share

	2023		2022	
	£'000	p	£'000	p
Returns are based on the following figures:				
Revenue return	44,528	38.70	47,314	40.5
Capital return	28,958	25.2	(88,415)	(75.7)
Total return	73,486	63.9	(41,101)	(35.2)
Weighted average number of Ordinary shares in issue		114,958,339		116,831,407

10. Investments at fair value through profit or loss

	2023 £'000	2022 £'000
Opening book cost	1,017,087	995,661
Opening investment holdings gains	81,706	206,629
Opening fair value	1,098,793	1,202,290
Analysis of transactions made during the year		
Purchases at cost	183,338	241,150
Sales proceeds received	(216,422)	(260,861)
Gains/(losses) on investments	32,602	(83,786)
Closing fair value	1,098,311	1,098,793

	2023 £'000	2022 £'000
Closing book cost	989,936	1,017,087
Closing investment gains	108,375	81,706
Closing fair value	1,098,311	1,098,793

	2023 £'000	2022 £'000
Gains/(losses) on investments		
Realised gains on sale of investments at fair value	5,988	41,137
Realised loss on exercise of put options	(55)	-
Net movement in investment holdings gains	26,669	(124,923)
	32,602	(83,786)

The Company received £216,422,000 (2022 – £260,861,000) from investments sold in the year. The book cost of these investments when they were purchased was £210,434,000 (2022 – £219,724,000). These investments have been revalued over time and until they were sold any unrealised gains/(losses) were included in the fair value of the investments.

The Company may write and purchase both exchange traded and over the counter derivative contracts as part of its investment policy. The Company pledges collateral greater than the market value of the traded options in accordance with standard commercial practice. At 30 June 2023 there were no shares pledged as part of the option underwriting programme (30 June 2022 – none). The liability of collateral held at the year end was £nil as no open positions existed (30 June 2022 – £nil).

Transaction costs. During the year expenses were incurred in acquiring or disposing of investments classified at fair value through profit or loss. These have been expensed through capital and are included within gains on investments in the Statement of Comprehensive Income. The total costs were as follows:

	2023 £'000	2022 £'000
Purchases	797	885
Sales	144	146
	941	1,031

The above transaction costs are calculated in line with the AIC SORP. The transaction costs in the Company's Key Information Document are calculated on a different basis and in line with the PRIIPs regulations.

11. Other debtors and receivables

	2023 £'000	2022 £'000
Amounts due from brokers	-	2,490
Accrued income	3,080	2,685
Taxation recoverable	4,170	3,844
Prepayments	24	42
	7,274	9,061

Notes to the Financial Statements

Continued

12. Cash and cash equivalents

	2023 £'000	2022 £'000
Cash at bank and in hand	1,227	1,503
Money market funds	13,888	18,628
	15,115	20,131

The Company holds £13,888,000 (2022 – £18,628,000) in Aberdeen Standard Liquidity Fund (Lux) – Sterling Fund which is managed and administered by abrdn.

13. Creditors: amounts falling due within one year

	2023 £'000	2022 £'000
Other creditors	2,548	1,513
Amounts due to brokers for purchases of investments	2,202	–
Amounts due to brokers for buyback of Ordinary shares for treasury	1,247	–
Bank loans	6,378	6,507
	12,375	8,020

The Company has a three year £50 million multi-currency unsecured revolving bank credit facility with Bank of Nova Scotia Limited, committed until 27 October 2024. Under the terms of the agreement, advances from the facility may be made for periods of up to six months or for such longer periods agreed by the lender.

As at 30 June 2023, the Company had drawn down the following amounts from the facility, all with a maturity date of 26 July 2023 (2022 – 27 July 2022):

	2023		2022	
	Currency	£'000	Currency	£'000
Swiss Franc at an all-in rate of 2.798% (2022: 1.35%)	1,200,000	1,055	2,500,000	2,150
Euro at an all-in rate of 4.563% (2022: 1.15%)	3,300,000	2,832	2,326,000	2,002
Norwegian Krone at an all-in rate of 5.11% (2022: 2.59%)	6,360,000	467	13,145,000	1,096
Danish Krona at an all-in rate of 4.56% (2022: 1.15%)	6,850,000	789	5,410,000	626
US Dollar at an all-in rate of 6.314% (2022: 2.70%)	1,570,000	1,235	768,000	633
		6,378		6,507

At the date this Report was approved, the Company had drawn down the following amounts from the facility, all with a maturity date of 25 September 2023:

- Swiss Franc 1,200,000 at an all-in rate of 3.056%, equivalent to £1,079,000.
- Euro 3,300,000 at an all-in rate of 4.792%, equivalent to £2,840,000.
- Norwegian Krone 6,360,000 at an all-in rate of 5.41%, equivalent to £477,000.
- Danish Krona 6,850,000 at an all-in rate of 4.84%, equivalent to £790,000.
- US Dollar 1,570,000 at an all-in rate of 6.564%, equivalent to £1,267,000.

Financial covenants contained within the facility agreement provide, inter alia, that the ratio of net assets to borrowings must be greater than 3.5:1 and that net assets must exceed £550 million. All financial covenants were met during the year and also during the period from the year end to the date of this report.

14. Creditors: amounts falling due after more than one year

	2023 £'000	2022 £'000
2.51% Senior Loan Note	40,000	40,000
Unamortised 2.51% Senior Loan Note issue expenses	(59)	(70)
	39,941	39,930
4.37% Senior Loan Note at fair value	73,344	73,344
Amortisation of 4.37% Senior Loan Note	(4,144)	(2,564)
	69,200	70,780
	109,141	110,710

On 8 November 2017 the Company issued £40,000,000 of 10 year Senior Loan Notes at a fixed rate of 2.51%. Interest is payable in half yearly instalments in May and November and the Loan Notes are due to be redeemed at par on 8 November 2027.

As a result of the transaction with Perpetual Income and Growth Investment Trust plc on 17 November 2020, £60,000,000 of 15 year Senior Loan Notes at a fixed rate of 4.37% issued on 8 May 2014 were novated to the Company. Under FRS 102 the loan notes are required to be recorded initially at their fair value of £73,344,000 in the Company's Financial Statements and are then amortised over the remaining life of the loan towards their redemption value of £60,000,000. The amortisation adjustment is presented as a finance cost, split 70% to capital and 30% to revenue. Interest is payable in half yearly instalments in May and November and the Loan Notes are due to be redeemed at par on 8 May 2029.

Both the Loan Notes are secured by a floating charge over the whole of the assets of the Company and rank pari passu. The Company has complied with the Senior Loan Note Purchase Agreements covenants throughout the year that the ratio of net assets to gross borrowings must be greater than 3.5:1, and that net assets will not be less than £550,000,000.

Notes to the Financial Statements

Continued

15. Share capital

	2023		2022	
	Shares	£'000	Shares	£'000
Allotted, called-up and fully-paid:				
Ordinary shares of 25p each: publicly held	111,720,001	27,930	116,690,472	29,172
Ordinary shares of 25p each: held in treasury	7,809,531	1,952	2,839,060	710
	119,529,532	29,882	119,529,532	29,882

During the year 4,970,471 Ordinary shares were bought back (2022 – 356,015) to be held in treasury by the Company at a total cost of £42,202,000 (2022 – £3,195,000) representing 4.3% (2022 – 0.3%) of called-up share capital excluding Ordinary shares held in treasury at the start of the year.

16. Net asset value per Ordinary share

The net asset value per Ordinary share and the net asset value attributable to the Ordinary shares at the year end follow. These were calculated using 111,720,001 (2022 – 116,690,472) Ordinary shares in issue at the year end (excluding treasury shares).

	2023		2022	
	Net Asset Value Attributable		Net Asset Value Attributable	
	£'000	pence	£'000	pence
Net asset value – debt at par	999,184	894.4	1,009,255	864.9
Add: amortised cost of 2.51% Senior Loan Notes	39,941	35.8	39,930	34.1
Less: fair value of 2.51% Senior Loan Notes	(34,928)	(31.3)	(39,725)	(33.9)
Add: amortised cost of 4.37% Senior Loan Notes	69,200	61.9	70,780	60.5
Less: fair value of 4.37% Senior Loan Notes	(54,900)	(49.1)	(63,905)	(54.6)
Net asset value – debt at fair value	1,018,497	911.7	1,016,335	871.0

Note 19 sets out the basis used to estimate the fair value of the Loan Notes.

17. Analysis of changes in net debt

	At 01 July 2022 £'000	Currency differences £'000	Cash flows £'000	Non-cash movements £'000	At 30 June 2023 £'000
Cash and cash equivalents*	20,131	695	(5,711)	-	15,115
Debt due within one year	(6,507)	38	91	-	(6,378)
Debt due after more than one year	(110,710)	-	-	1,569	(109,141)
	(97,086)	733	(5,620)	1,569	(100,404)

	At 01 July 2021 £'000	Currency differences £'000	Cash flows £'000	Non-cash movements £'000	At 30 June 2022 £'000
Cash and cash equivalents*	4,493	82	15,556	-	20,131
Debt due within one year	(6,241)	(298)	32	-	(6,507)
Debt due after more than one year	(112,279)	-	-	1,569	(110,710)
	(114,027)	(216)	15,588	1,569	(97,086)

* An analysis of cash and cash equivalents between cash at bank and in hand and money market funds is provided in note 12.

A statement reconciling the movement in net funds to the net cash flow has not been presented as there are no differences from the above analysis.

18. Financial instruments

This note summarises the risks deriving from the financial instruments that comprise the Company's assets and liabilities.

The Company's investment activities expose it to various types of financial risk associated with the financial instruments and markets in which it invests. The Company's financial instruments, other than derivatives, comprise securities and other investments, cash balances, liquid resources, loans and debtors and creditors that arise directly from its operations; for example, in respect of sales and purchases awaiting settlement, and debtors for accrued income. The Company also has the ability to enter into derivative transactions in the form of forward foreign currency contracts, futures and options, subject to Board approval, for the purpose of enhancing portfolio returns and for hedging purposes in a manner consistent with the Company's broader investment policy. As at 30 June 2023 there were no open positions in derivatives transactions (2022 – same).

Risk management framework. The directors of abrdn Fund Managers Limited collectively assume responsibility for the Manager's obligations under the AIFMD including reviewing investment performance and monitoring the Company's risk profile during the year.

The Manager is a wholly owned subsidiary of the abrdn Group ("the Group"), which provides a variety of services and support to the Manager in the conduct of its business activities, including in the oversight of the risk management framework for the Company. The Manager has delegated the day to day administration of the investment policy to abrdn Investments Limited, which is responsible for ensuring that the Company is managed within the terms of its investment guidelines and the limits set out in its pre-investment disclosures to investors (details of which can be found on the Company's website). The Manager has retained responsibility for monitoring and oversight of investment performance, product risk and regulatory and operational risk for the Company.

Notes to the Financial Statements

Continued

The Manager conducts its risk oversight function through the operation of the Group's risk management processes and systems which are embedded within the Group's operations. The Group's Risk Division ("the Risk Division") supports management in the identification and mitigation of risks and provides independent monitoring of the business. The Risk Division includes Compliance, Business Risk, Market Risk, Risk Management and Legal. The team is headed up by the Group's Chief Risk Officer, who reports to the Chief Executive Officer ("CEO") of the Group. The Risk Division achieves its objective through embedding the Risk Management Framework throughout the organisation using the Group's operational risk management system ("SHIELD").

The Group's Internal Audit Department is independent of the Risk Division and reports directly to the Group CEO and to the Audit Committee of the Group's Board of Directors. The Internal Audit Department is responsible for providing an independent assessment of the Group's control environment.

The Group's corporate governance structure is supported by several committees to assist the board of directors, its subsidiaries and the Company to fulfil their roles and responsibilities. The Group's Risk Division is represented on all committees, with the exception of those committees that deal with investment recommendations. The specific goals and guidelines on the functioning of those committees are described in the committees' terms of reference.

Risk management of the financial instruments. The main risks the Company faces from these financial instruments are (a) market risk (comprising (i) interest rate, (ii) foreign currency and (iii) other price risk), (b) liquidity risk and (c) credit risk.

In order to mitigate risk, the investment strategy is to select investments for their fundamental value. Stock selection is therefore based on disciplined accounting, market and sector analysis. It is the Board's policy to hold an appropriate spread of investments in the portfolio in order to reduce the risk arising from factors specific to a particular sector. The Attribution Analysis, detailing the allocation of assets and the stock selection, is shown in the Performance Attribution table on page 10. The Investment Manager actively monitors market prices throughout the year and reports to the Board, which meets regularly in order to consider investment strategy. The Company's strategy is detailed in the Chair's Statement on pages 4 to 8, in the Investment Manager's Report on pages 9 to 13 and in Overview of Strategy on page 23.

The Board has agreed the parameters for net gearing, which was 10.4% of net assets as at 30 June 2023 (2022 - 9.4%). The Manager's policies for managing these risks are summarised below and have been applied throughout the current and previous year. The numerical disclosures in the tables listed below exclude short-term debtors and creditors.

18 (a) Market risk. The Company's investment portfolio is exposed to market price fluctuations, which are monitored by the Manager in pursuance of the investment objective as set out on page 17. Adherence to investment guidelines and to investment and borrowing powers set out in the management agreement mitigates the risk of exposure to any particular security or issuer. Further information on the investment portfolio is set out in the Investment Manager's Report on pages 9 to 13.

Market price risk arises mainly from uncertainty about future prices of financial instruments used in the Company's operations. It represents the potential loss the Company might suffer through holding market positions as a consequence of price movements. It is the Board's policy to hold equity investments in the portfolio in a broad spread of sectors in order to reduce the risk arising from factors specific to a particular sector. An analysis of the equity portfolio by sector is on page 30 and a summary of investment changes during the year is on page 31.

18 (a)(i) Interest rate risk

Interest rate movements may affect:

- the level of income receivable on cash deposits;
- interest payable on the Company's variable rate borrowings; and
- the fair value of any investments in fixed interest rate securities.

Management of the risk. The possible effects on fair value and cash flows that could arise as a result of changes in interest rates are taken into account when making investment and borrowing decisions. Details of the bank loan and interest rates applicable can be found in note 13.

The Board imposes borrowing limits to ensure gearing levels are appropriate to market conditions and reviews these on a regular basis. Interest rate risk is the risk of movements in the value of financial instruments as a result of fluctuations in interest rates.

Financial assets. The interest rate risk of the portfolio of financial assets at the reporting date was as follows:

	Floating rate		Non-interest bearing	
	2023 £'000	2022 £'000	2023 £'000	2022 £'000
Danish Krona	-	93	22,239	20,888
Euro	-	268	69,528	46,543
Norwegian Krone	-	66	9,323	20,582
Singapore Dollars	-	-	21,124	14,833
Sterling	15,115	19,704	898,427	942,138
Swedish Krone	-	-	16,694	14,075
Swiss Francs	-	-	36,060	23,009
Taiwan Dollars	-	-	7,051	5,273
US Dollars	-	-	17,865	11,452
Total	15,115	20,131	1,098,311	1,098,793

The floating rate assets of cash at bank and in hand and cash held in money market funds earn interest at the prevailing market rates.

The non-interest bearing assets represent the equity element of the portfolio.

Financial liabilities. The Company has floating rate borrowings by way of its loan facility and fixed rate senior loan note issues, details of which are in notes 13 and 14.

Interest rate sensitivity. The sensitivity analysis below has been determined based on the exposure to interest rates for both derivative and non-derivative instruments at the reporting date and the stipulated change taking place at the beginning of the financial year and held constant in the case of instruments that have floating rates.

Notes to the Financial Statements

Continued

If interest rates had been 1% higher or lower and all other variables were held constant, the Company's profit before tax for the year ended 30 June 2023 and net assets would increase/decrease by £53,000 (2022 – £161,000) respectively. This is mainly attributable to the Company's exposure to interest rates on its floating rate cash balances and borrowings.

18 (a)(ii) Foreign currency risk. A proportion of the Company's investment portfolio is invested in overseas securities whose values are subject to fluctuation due to changes in foreign exchange rates. In addition, the impact of changes in foreign exchange rates upon the profits of investee companies can result, indirectly, in changes in their valuations. Consequently, the Statement of Financial Position can be affected by movements in exchange rates.

Management of the risk. The revenue account is subject to currency fluctuations arising on dividends receivable in foreign currencies and, indirectly, due to the impact of foreign exchange rates upon the profits of investee companies. It is not the Company's policy to hedge this currency risk but the Board keeps under review the currency returns in both capital and income.

Foreign currency risk exposure by currency of denomination falling due within one year is set out in the table below. Net monetary assets/(liabilities) comprise cash and loan balances and exclude other debtors and receivables and other payables (including amounts due to or from brokers).

	30 June 2023			30 June 2022		
	Investments £'000	Net monetary assets/ (liabilities) £'000	Total currency exposure £'000	Investments £'000	Net monetary assets/ (liabilities) £'000	Total currency exposure £'000
Danish Krona	22,239	(789)	21,450	20,888	(533)	20,355
Euro	69,528	(2,832)	66,696	46,543	(1,734)	44,809
Norwegian Krone	9,323	(467)	8,856	20,582	(1,030)	19,552
Singapore Dollars	21,124	-	21,124	14,833	-	14,833
Swedish Krone	16,694	-	16,694	14,075	-	14,075
Swiss Francs	36,060	(1,055)	35,005	23,009	(2,150)	20,859
Taiwan Dollars	7,051	-	7,051	5,273	-	5,273
US Dollars	17,865	(1,235)	16,630	11,452	(633)	10,819
Total	199,884	(6,378)	193,506	156,655	(6,080)	150,575

Foreign currency sensitivity. The following table details the impact on the Company's net assets to a 10% decrease (in the context of a 10% increase the figures below should all be read as negative) in Sterling against the foreign currencies in which the Company has exposure. The sensitivity analysis includes foreign currency denominated monetary and non-monetary items and adjusts their translation at the period end for a 10% change in foreign currency rates.

	2023 £'000	2022 £'000
Danish Krona	2,145	2,036
Euro	6,670	4,481
Norwegian Krone	886	1,955
Singapore Dollars	2,112	1,483
Swedish Krone	1,669	1,408
Swiss Francs	3,501	2,086
Taiwan Dollars	705	527
US Dollars	1,663	1,082
Total	19,351	15,058

18(a)(iii) Other price risk. Other price risks (ie changes in market prices other than those arising from interest rate or currency risk) may affect the value of the quoted investments.

Management of the risk. It is the Board's policy to hold an appropriate spread of investments in the portfolio in order to reduce the risk arising from factors specific to a particular sector. The allocation of assets to international markets and the stock selection process, as detailed in the section "Delivering the Investment Policy" on page 17, both act to reduce market risk. The Manager actively monitors market prices throughout the year and reports to the Board, which meets regularly in order to review investment strategy.

Other price risk sensitivity. If market prices at the reporting date had been 10% higher or lower while all other variables remained constant, the return attributable to Ordinary shareholders and equity for the year ended 30 June 2023 would have increased/decreased by £109,831,000 (2022 – £109,879,000).

Notes to the Financial Statements

Continued

18 (b) Liquidity risk. This is the risk that the Company will encounter difficulty in meeting obligations associated with financial liabilities as they fall due in line with the maturity profile analysed as follows:

At 30 June 2023	Within 1 year £000	Within 1-3 years £000	Within 3-5 years £000	More than 5 years £000	Total £000
Bank loans	6,378	-	-	-	6,378
2.51% Senior Loan Note 8/11/27	-	-	40,000	-	40,000
4.37% Senior Loan Note 8/5/29	-	-	-	60,000	60,000
Interest cash flows on bank loans	3	-	-	-	3
Interest cash flows on 2.51% Senior Loan Note	1,004	2,008	1,506	-	4,518
Interest cash flows 4.37% Senior Loan Note	2,622	5,244	5,244	2,622	15,732
Cash flows on other creditors	5,997	-	-	-	5,997
	16,004	7,252	46,750	62,622	132,628

At 30 June 2022	Within 1 year £000	Within 1-3 years £000	Within 3-5 years £000	More than 5 years £000	Total £000
Bank loans	6,507	-	-	-	6,507
2.51% Senior Loan Note 8/11/27	-	-	-	40,000	40,000
4.37% Senior Loan Note 8/5/29	-	-	-	60,000	60,000
Interest cash flows on bank loans	1	-	-	-	1
Interest cash flows on 2.51% Senior Loan Note	1,004	2,008	2,008	502	5,522
Interest cash flows 4.37% Senior Loan Note	2,622	5,244	5,244	5,244	18,354
Cash flows on other creditors	1,513	-	-	-	1,513
	11,647	7,252	7,252	105,746	131,897

Management of the risk. The Company's assets comprise readily realisable securities which can be sold to meet funding commitments if necessary. Short-term flexibility is achieved through the use of committed loan and overdraft facilities.

As at 30 June 2023 the Company utilised £6,378,000 (2022 - £6,507,000) of a £50,000,000 multi-currency revolving bank credit facility, which is committed until 27 October 2024. Details of maturity dates and interest charges can be found in note 13. The aggregate of all future interest payments at the rate ruling at 30 June 2023 and the redemption of the loan amounted to £6,381,000 (2022 - £6,508,000).

18 (c) Credit risk. This is the risk that one party to a financial instrument will fail to discharge an obligation and cause the other party to incur a financial loss.

Management of the risk. The risk is mitigated by the Manager reviewing the credit ratings of counterparties. The risk attached to dividend flows is mitigated by the Investment Manager's research of potential investee companies. The Company's custodian bank is responsible for the collection of income on behalf of the Company and its performance is reviewed by the Depository (on an ongoing basis) and by the Board on a regular basis. It is the Manager's policy to trade only with A- and above (Long Term rated) and A-1/P-1 (Short Term rated) counterparties. The maximum credit risk at 30 June 2023 is £18,123,000 (30 June 2022 - £25,306,000) consisting of £3,080,000 (2022 - £2,685,000) of dividends receivable from equity shares, £nil (2022 - £2,490,000) receivable from brokers and £15,115,000 (2022 - £20,131,000) in cash and cash equivalents.

None of the Company's financial assets are past due or impaired (2022 - none).

19. Fair value hierarchy

FRS 102 requires an entity to classify fair value measurements using a fair value hierarchy that reflects the significance of the inputs used in making the measurements. Categorisation within the hierarchy is determined on the basis of the lowest level input that is significant to the fair value measurement of each relevant asset or liability. The fair value hierarchy has the following levels:

Level 1: unadjusted quoted prices in an active market for identical assets or liabilities that the entity can access at the measurement date;

Level 2: inputs other than quoted prices included within Level 1 that are observable (ie developed using market data) for the asset or liability, either directly or indirectly; and

Level 3: inputs are unobservable (ie for which market data is unavailable) for the asset or liability.

The valuation techniques used by the Company are explained in the accounting policies note 2(e). The Company's portfolio consists wholly of quoted equities, all of which are Level 1.

The fair value of both the 2.51% Senior Loan Note and 4.37% Senior Loan Note have been calculated by aggregating the expected future cash flows for the loans discounted at a rate based on UK gilts issued with comparable coupon rates and maturity dates plus a margin representing the credit for Investment Grade A bonds (2022 - the fair value of the 4.37% Senior Loan Notes have been calculated based on a comparable debt security). The fair value and amortised cost amounts can be found in note 16.

All other financial assets and liabilities of the Company are included in the Statement of Financial Position at their book value which in the opinion of the Directors is not materially different from their fair value.

Notes to the Financial Statements

Continued

20. Related party transactions and transactions with the Manager

Fees payable during the year to the Directors and their interests in shares of the Company are considered to be related party transactions and are disclosed within the Directors' Remuneration section of the Directors' Remuneration Report on pages 47 to 50.

The Company has agreements with the Manager for the provision of management, secretarial, accounting and administration services and promotional activities. Details of transactions during the year and balances outstanding at the year end are disclosed in notes 4 and 5.

21. Capital management policies and procedures

The investment objective of the Company is to achieve a high and growing income combined with capital growth through investment in a portfolio principally of UK equities.

The capital of the Company consists of debt (comprising loan notes and bank loans) and equity (comprising issued capital, reserves and retained earnings). The Company manages its capital to ensure that it will be able to continue as a going concern while maximising the return to shareholders through the optimisation of the debt and equity balance.

The Board monitors and reviews the broad structure of the Company's capital on an ongoing basis. This review includes:

- the level of equity shares in issue;
- the planned level of gearing which takes into account the Investment Manager's views on the market (net gearing figures can be found on page 104); and
- the extent to which revenue in excess of that which is required to be distributed should be retained.

The Company's objectives, policies and processes for managing capital are unchanged from the preceding accounting year.

Notes 13 and 14 give details of the Company's bank facility agreement and loan notes respectively.

Corporate Information

Owned partly by SSE, a portfolio company, the Clyde Wind Farm in South Lanarkshire has 206 turbines with an installed capacity of 522MW generating sufficient renewable energy to power over 290,000 homes. SSE operates a leading community investment programme, delivering financial support to a diverse range of community projects near to its renewable developments, with the Clyde Wind Farm community investment fund valued at £58m.

Information about the Manager including Investment Process

abrdn Fund Managers Limited

The Company's Manager is abrdn Fund Managers Limited, a subsidiary of abrdn, whose assets under management and administration were £496 billion as at 30 June 2023.

The Investment Team



Charles Luke

Senior Investment Director

BA in Economics and Japanese Studies from Leeds University and an MSc in Economic History from the London School of Economics. Joined abrdn's Pan European equities team in 2000. He previously worked at Framlington Investment Management.



Iain Pyle

Investment Director

Investment Director in the UK equities team, having joined abrdn in 2015. Prior to joining, he was an analyst on the top-ranked Oil & Gas research team at Sanford Bernstein. Iain graduated with a MEng degree in Chemical Engineering from Imperial College and an MSc (Hons) in Operational Research from Warwick Business School. He is a chartered accountant and a CFA Charterholder.



Rhona Millar

Investment Manager

An Investment Analyst in the Developed Equities team since 2018, Rhona joined abrdn in 2016 after working at EY. Rhona graduated with a BSc in Mathematics from the University of St Andrews. She is a chartered accountant and a CFA Charterholder.

The Investment Process

Investment Philosophy and Style

The Investment Manager believes that company fundamentals ultimately drive stock prices but are often priced inefficiently. It believes that in-depth company research delivers insights that can be used to exploit these market inefficiencies. It focuses on investing in high quality companies, with the market often underestimating the sustainability of their returns. Quality companies tend to produce more resilient earnings streams with fewer tail risks, allowing them to better navigate challenging market conditions whilst also capitalising on opportunities to create value. This makes the approach well suited to identifying companies with sustainable and growing income generation. Investment insights are generated by the extensive equity research platform at abrdn. Ideas are generated through frequent direct company contact, deep fundamental analysis and integrated ESG analysis with rigorous team debate strengthening analytical conclusions. The Investment Manager has a long-term approach, aiming to buy and hold companies for a multi-year time horizon although it has the ability to react quickly if necessary. It is willing to take sizeable deviations to the benchmark based on the companies where it finds the highest quality and most attractive valuations.

Investment Process

The investment process has three stages:

1. **Idea Generation and Research.** Comprehensive coverage of the UK equity market with a team of analysts generating investment ideas from company meetings, combined with corroborating evidence from competitors, suppliers and customers. External secondary research is also generated to gain insight on the consensus view and supplement proprietary research.
2. **Stock Selection.** Buy ideas are peer reviewed by the UK and European equity team, evaluating the level of conviction and the materiality, corroboration and correlation of those investment opportunities. For the Company specifically, the Investment Manager aims to select high quality stocks. Quality is defined by reference to management, business focus, balance sheet and corporate governance.

3. **Portfolio Construction and Risk Management.** Portfolio construction is undertaken in a disciplined way, prioritising the taking of company specific risk with a rigorous sell discipline. Non-proprietary and proprietary quantitative tools are used to identify and control risk factor exposures, including sector and geographic weights

The Investment Manager believes that good investment decision making requires clarity of responsibility for those decisions. Every stock has a named analyst responsible for its coverage, and every portfolio has a named fund manager responsible for its management. The individual portfolio managers make those decisions supported and challenged by the team, but accountability for the final decision is clear.

ESG integration means identifying and including all ESG analysis in each investment decision and the Investment Manager is regarded as a leader in this area. A central ESG team supports investment teams across different asset classes with its thematic work on areas such as remuneration and climate change, as well as taking responsibility for voting policies. Further information on ESG may be found on pages 93 to 97.

The investment process also leverages a wealth of knowledge, insight and expertise across asset classes and regions within abrdn. This allows the Investment Manager to take advantage of equity colleagues across the globe who are meeting companies and conducting research and sharing their insights using one common global research platform. This is invaluable when investing in the UK equity market, which is one of the most global markets in the world. Corporate level insights are shared with the credit team which enriches the equity view through an understanding of the full capital structure of the businesses invested in. Members of the Investment Manager's multi-asset and economics teams regularly attend the equity team's daily meeting to share macro level insights.

Information about the Manager including Investment Process

Continued

Risk Management

The Investment Manager utilises a number of quantitative risk tools to ensure it is fully aware of and understand all the risks prevalent in portfolios it manages. These risk management systems monitor and analyse active risk, the composition of portfolio positions, as well as contribution to risk and marginal contribution to risk of the portfolio's holdings. The systems break down the risk within the portfolio by industry and country factors, and highlight the stocks with the highest marginal contribution to risk and the largest diversification benefit. Sector, thematic and geographical positions are a residual of stock selection decisions, but are monitored to ensure excessive risk is not taken in any one area. The Investment Manager also makes use of pre-trade analytics to assess the impact of any trades on the portfolio risk metrics.

Accountability and Performance Evaluated at Each Stage of the Process



Source: abrdn

How the Investment Manager approaches ESG

Summary

Some key information is set out below about the way ESG considerations have been embedded in the portfolio by the Investment Manager.

abr dn

c. 60

Dedicated ESG experts across our business



5-star

Rating across nine categories in the latest Principles for Responsible Investment (PRI) assessment



1,020

Company engagements covering ESG topics



Equities Investment Team

5-star/4 star

PRI Rating for Integration/Active Ownership in Listed Equities



100%

of researched companies include integration of ESG company analysis



Company

21.7%

Lower carbon intensity relative to the Benchmark



58

Number of meetings where the Company voted



20.7%

Number of meetings with at least one vote against management



1st

Quartile

Peer Group MSCI Rating



AA

Fund MSCI ESG Rating



abr dn's latest PRI Assessment Report containing its scores across all modules is available at www.abr dn.com/en-gb/intermediary.

Engagement: time period referenced is the six months ended 30 June 2023.

Voting: time period referenced is the year ended 30 June 2023.

How the Investment Manager approaches ESG

Continued

Introduction

The Board relies on its Investment Manager to apply appropriate Environment, Social and Governance ("ESG") principles to how the portfolio is constructed and managed within the confines of its investment objective and policy. Having an income objective means that the Company needs to acquire investments which typically provide a higher than average yield. In some cases, this means more exposure to older industries such as mining and oil and gas but, nevertheless the Investment Manager's ESG principles are applied in deciding on a specific investment. Even within these more mature industries it is evident that the possibility of engagement by the Investment Manager can lead to change, for example business models adapting to account for social and environmental responsibilities. This is irrespective of government interventions.

Although ESG factors are not the overriding criteria in relation to the investment decisions taken by the Investment Manager as the Company does not follow a sustainability approach, prominence is placed on ESG and climate-related factors throughout the investment process.

The following explains how ESG and climate change factors are considered by the Investment Manager.

The Investment Manager does not judge the suitability of an investment from an ESG perspective on a purely binary basis. Instead, a dynamic approach is taken, investing in companies where the greatest alignment to mitigating the risks can be seen or pursued further through the investee companies' commitment to improving their ESG profile. The Investment Manager believes in active engagement with our investments and potential investments: from providing initial guidance on suitable metrics through to holding the company to account for delivering on its promises. It is through this filter that the Investment Manager is comfortable investing in, for example, sectors such as mining and oil and gas, subject to the belief, based on such engagement and investee companies delivering on their commitments, that a company is taking the necessary action to address their energy transition. The Investment Manager has high expectations for these companies' commitments to ESG given that many commodities are necessary for the transition to a low carbon future.

At the investment stage, ESG factors and analysis can help to frame where best to invest by considering material risks and opportunities alongside other financial metrics. Due diligence can ascertain whether such risks are being adequately managed, and whether the market has understood and priced them accordingly.

The Investment Manager is an active investor, voting at shareholder meetings in a considered manner, working with companies to drive positive change, and engaging with policymakers on ESG and stewardship matters.

There are three core principles which underpin the Investment Manager's investment approach (shown below) and the time it dedicates to ESG analysis as part of its overall fundamental equity research process:

 <p>ESG factors are financially material, and impact corporate performance</p>	 <p>Understanding ESG risks and opportunities alongside other financial metrics allows us to make better investment decisions</p>	 <p>Informed and constructive engagement helps foster better companies, enhancing the value of our clients' investments</p>
---	--	--

 As part of their company research, our stock analysts evaluate the ownership structures, governance and management quality of the companies they cover. They also assess potential environmental and social risks that the companies may face. These insights are captured in our company research notes.

 Our stock analysts work closely with dedicated ESG specialists who sit within each regional investment team and provide industry-leading expertise and insight at the company level. These specialists also mediate the insights developed by our central ESG Investment team to the stock analysts, as well as interpret and contextualise sector and company insights.

 Our central ESG investment team provides thought leadership, thematic and global sector insights, as well as event-driven research. The team is also heavily involved in the stewardship of our investments and supports company engagement meetings where appropriate.

How the Investment Manager embeds ESG into its Investment Process

			
<p>1. Investment Insight</p> <p>High quality fundamental and first hand research</p> <p>Assessment of ESG for all stocks under coverage</p>	<p>2. Active Ownership</p> <p>Engage and vote with aim of improving financial resilience and investment performance</p> <p>Raise standards in companies and industries we invest in, and help drive industry best practice</p>	<p>3. Risk & Monitoring</p> <p>Combine in-house and external scoring to inform view</p> <p>Active tracking of portfolio holdings against ESG objectives</p>	<p>4. Our People</p> <p>Over 130 equity professionals, and 60 central and on-desk ESG specialists across the world</p>

How the Investment Manager approaches ESG

Continued

Details of the proprietary ESG scoring system that the Investment Manager uses within its investment process can be found in the bi-annual Sustainability Investment Report which is considered by the Board. The report includes updates on the key data and sustainability ratings for the Company's portfolio and is made available on its website at: murray-income.co.uk

Benchmarking: MSCI ESG Ratings

MSCI company ratings are provided by MSCI to enable comparisons with investments held elsewhere in a standardised format. As described above, our Investment Manager conducts its own proprietary research which may lead it to a rating that differs to the MSCI score. MSCI rates companies on a AAA-CCC scale according to their exposure to ESG risks and how well they manage those risks relative to peers.

The Company's MSCI ESG Quality Score assesses the resilience of a fund's aggregate holdings to long term ESG risks and is provided on a 0-10 scale, with 10 being the highest possible fund score. It is based on a granular breakdown of a company's business, its core product or business segments, the locations of its assets or revenues and other relevant measures such as outsourced production. The Company's MSCI ESG Quality Score is 8.3. The MSCI ESG Rating measures the resiliency of portfolios to long term risks and opportunities arising from environmental, social, and governance factors. The ESG Rating is calculated as a direct mapping of the "MSCI ESG Quality Score" to letter rating categories.

The Company's MSCI ESG Rating is

AA

Based on the Company's holdings as at 30 June 2023

Climate Change

Climate change is one of the most significant challenges of the 21st century and has big implications for investors.

The energy transition is underway in many parts of the world, and policy changes, falling costs of renewable energy, and a change in public perception are happening at a rapid pace. The task force on climate-related financial disclosures (referred to as "TCFD") is now a global standard for reporting climate risks and opportunities. As a listed investment company, the Company is not subject to the FCA Listing Rule requirement to comply with TCFD reporting. However, the Board is a keen supporter of the ambitions of TCFD, as it believes it will improve disclosure of climate related risks.

This in turn will help the Investment Manager and other stakeholders better assess the risks which will support sound investment decisions. Your Manager is subject to mandatory requirements to report on the Company as one of its products and the first Murray Income Trust PLC TCFD Report, for the year ended 31 December 2022, is available from the Company's website at murray-income.co.uk.

Assessing the risks and opportunities of climate change is already an integral part of the investment process associated with your portfolio. In particular, the Investment Manager considers:

Transition risks and opportunities

Governments could take robust climate change mitigation actions to reduce emissions and transition to a low-carbon economy. This is reflected in targets, policies and regulation and can have a considerable impact on high-emitting companies.

Physical risks and opportunities

Insufficient climate change mitigation action will lead to more severe and frequent physical damage. This results in financial implications, including damage to crops and infrastructure, and the need for physical adaptation such as flood defences.

The Investment Manager has aligned its approach with that advocated by the investor agenda of the Principles for Responsible Investment (PRI) – a United Nations-supported initiative to promote responsible investment as a way of enhancing returns and better managing risk.

Importance of Engagement

The Investment Manager is committed to regular, ongoing engagement with the companies in which it invests, to help to maintain and enhance their ESG standards into the future.

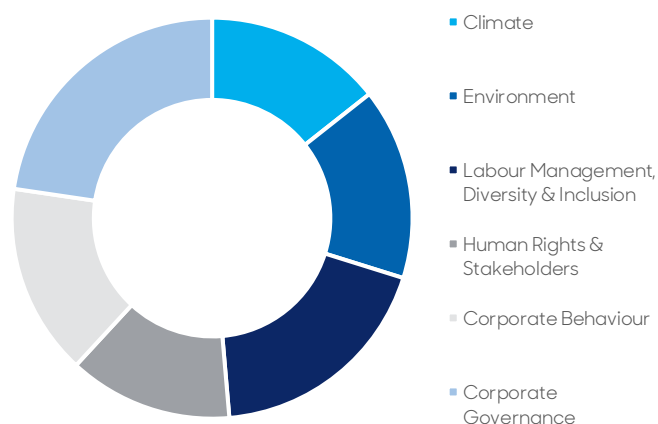
As part of the investment process, the Investment Manager undertakes a significant number of company meetings each year on behalf of the Company, supported by on-desk ESG analysts as well as a well-resourced specialist ESG Investment team. These meetings provide an opportunity to discuss various relevant ESG issues including board composition, remuneration, audit, climate change, labour issues, human rights, bribery and corruption. Companies are strongly encouraged to set clear targets or key performance indicators on all material ESG risks.

This engagement is not limited to a company's management team. It can include many other stakeholders such as non-government agencies, industry and regulatory bodies, as well as activists and the company's customers and clients.

Examples of engagement with companies including **Games Workshop**, **Safestore** and **Hiscox**, during the year ended 30 June 2023, may be found in the Investment Manager's Report, on page 12.

Our Engagement Activity

The following chart shows the engagements that have included ESG topics. Over the year ended 30 June 2023, the Investment Manager met with 36 portfolio companies on ESG topics and held 71 engagements with them. This does not include positions sold by the Investment Manager, or potential stocks under consideration. Themes engaged on include:



While it is most common for the Investment Manager to vote in line with an investee board's voting recommendation, abrdn will vote against resolutions which are not consistent with the Company's best interests. For example, abrdn may vote against resolutions which are not aligned with its policies or which conflict with local governance guidelines, such as the Investment Association in the UK. Although the Investment Manager seeks to vote either in favour or against a resolution, it does make use of an abstain vote where this is considered appropriate. The Investment Manager aims to vote at all eligible meetings unless share blocking (which can be a feature of voting in non UK jurisdictions) makes this unviable.

abrdn's Voting Activity

The following is a summary of the Investment Manager's voting activity, on behalf of the Company, for the year ended 31 December 2022 (Source abrdn):

Voting Summary	Total
How many meetings were you eligible to vote?	64
How many meetings did you vote at?	58
How many resolutions were you eligible to vote on?	1,203
What % of resolutions did you vote on for which you were eligible?	89.4%
Of the resolutions on which you voted, what % did you vote with management?	96.3%
Of the resolutions on which you voted, what % did you vote against management?	3.6%
Of the resolutions on which you voted, what % did you abstain from voting?	0.1%
In what % of meetings, for which you did vote, did you vote at least once against management?	20.7%

Investor Information

Alternative Investment Fund Managers Directive ("AIFMD") and Pre-Investment Disclosure Document ("PIDD")

The Company has appointed the Manager as its alternative investment fund manager and BNP Paribas Trust Corporation UK Limited as its depositary under the AIFMD.

The AIFMD requires the Manager, as the Company's alternative investment fund manager, to make available to investors certain information prior to such investors' investment in the Company. Details of the leverage and risk policies which the Company is required to have in place under AIFMD are published in the Company's PIDD which can be found on its website: murray-income.co.uk

The periodic disclosures required to be made by the Manager under the AIFMD are set out on page 101.

Benchmark

The Company's benchmark is the FTSE All-Share Index.

Keeping You Informed

For internet users, detailed data on the Company (including price, performance information, a monthly fact sheet and current and historic Annual and Half-Yearly Reports) is available from the Company's website (murray-income.co.uk) and the TrustNet website (trustnet.co.uk). Alternatively you can call 0808 500 0040 (free when dialling from a UK landline) for investment company information. You can register for regular email updates by visiting the Company's website.

abrDN Investment Trusts Social Media Accounts

Twitter: [@abrDNTrusts](https://twitter.com/abrDNTrusts)

LinkedIn: [abrDN Investment Trusts](https://www.linkedin.com/company/abrDNInvestmentTrusts)

Investor Warning: Be alert to share fraud and boiler room scams

The Company has been made aware by abrDN that some investors have received telephone calls from people purporting to work for abrDN, or third parties, who have offered to buy their investment trust shares. These may be scams which attempt to gain personal information with which to commit identity fraud or could be 'boiler room' scams where a payment from an investor is required to release the supposed payment for their shares. These callers do not work for abrDN and any third party making such offers has no link with abrDN. abrDN never makes these types of offers and does not 'cold-call' investors in this way. If investors have any doubt over the veracity of a caller, they should not offer any personal information, end the call and contact abrDN's investor services centre using the details provided below.

The Financial Conduct Authority provides advice with respect to share fraud and boiler room scams at:

fca.org.uk/consumers/scams

Shareholder Enquiries

For queries regarding shareholdings, lost certificates, dividend payments, registered details and related matters, shareholders holding their shares directly in the Company are advised to contact the Registrar, Link Group (see Additional Shareholder Information for details). Changes of address must be notified to the Registrar in writing.

Any general questions about the Company should be addressed to the Company Secretaries, Murray Income Trust PLC, 1 George Street, Edinburgh EH2 2LL or by email to: murray-income@abrDN.com.

Suitable for Retail/NMPI Status

The Company's shares are intended for investors, primarily in the UK, including retail investors, professionally-advised private clients and institutional investors who are seeking a high and growing income combined with capital growth through investment in a portfolio principally of UK equities, and who understand and are willing to accept the risks of exposure to equities.

Investors should consider consulting a financial adviser who specialises in advising on the acquisition of shares and other securities before acquiring shares. Investors should be capable of evaluating the risks and merits of such an investment and should have sufficient resources to bear any loss that may result.

The Company currently conducts its affairs so that the securities issued by the Company can be recommended by a financial adviser to ordinary retail investors in accordance with the Financial Conduct Authority's rules in relation to non-mainstream pooled investments ("NMPIs") and intends to continue to do so for the foreseeable future. The Company's securities are excluded from the Financial Conduct Authority's restrictions which apply to NMPIs because they are securities issued by an investment trust.

Key Information Document ("KID")

The KID relating to the Company can be found under 'Key Documents' in the 'Literature' section of the Company's website at murray-income.co.uk.

How to Attend and Vote at Company Meetings

The Chair's Statement, in "Action to be Taken" on page 7 includes information on how shareholders may exercise their voting rights in relation to the Annual General Meeting on 7 November 2023.

How to Invest in Murray Income Trust PLC and other abrdn-managed investment trusts

A range of leading investment platforms and share dealing services let you buy and sell abrdn-managed investment trusts including Murray Income Trust PLC.

Many of these platforms operate on an 'execution-only' basis. This means they can carry out your instruction to buy or sell a particular investment trust. But they may not be able to advise on suitable investments for you. If you require advice, please speak to a qualified financial adviser (see below).

A note about the abrdn Investment Trusts Savings Plans (the "Plans")

In June 2023, abrdn notified existing investors in the abrdn Investment Trusts ISA, Share Plan and Investment Plan for Children that these Plans would be closing in December 2023. The Plans are no longer open to new investors. Further information on the options available to investors in the Plans may be found at: invtrusts.co.uk/planclosure

If you are an existing investor in the Plans and have any queries, please contact our Investor Services department on 0808 500 4000 or, from overseas, on 00 44 1268 448 222. We are open from 9am to 5pm, Monday to Friday, Call charges will vary. Alternatively, please contact us by email at inv.trusts@abrdn.com. Email is not a secure form of communication so you should not send any personal or sensitive information.

Flexibility

Many investment platform providers will allow you to buy and hold abrdn Investment Trust shares within an Individual Savings Account (ISA), Junior ISA or Self Invested Personal Pension (SIPP), all of which have potential tax advantages. Most will also allow you to invest on both a lump sum and regular savings basis.

Costs and service

It is important to choose the right platform for your needs, so take time to research what each platform offers before you make your decision, as well as considering charges. When it comes to charges, some platforms have flat fee structures while others levy percentage-based charges. Typically, you will also pay a fee every time you buy and sell shares, so you need to bear in mind these transaction costs if you are trading frequently. There may also be additional charges for ISA and SIPP investments.

Can I exercise my voting rights if I hold my shares through an investment platform?

Yes, you should be able to exercise your right to vote by contacting your platform provider. Procedures differ, but some platforms will automatically alert you when new statutory documents are available and then allow you to vote online. Others will require you to contact them to vote. Your chosen platform provider will provide further guidance.

Getting advice

abrdn recommends that you seek financial advice prior to making an investment decision. If you do not currently have a financial adviser, details of authorised financial advisers in your area can be found at pimfa.co.uk or unbiased.co.uk (see below). You will pay a fee for advisory services.

Investor Information

Continued

Platform providers

Platforms featuring Murray Income Trust PLC, as well as other abrdn-managed investment trusts, include:

- AJ Bell:
www.ajbell.co.uk/markets/investment-trusts
- Barclays Smart Investor:
www.barclays.co.uk/smart-investor
- Charles Stanley Direct:
www.charles-stanley-direct.co.uk
- Fidelity: www.fidelity.co.uk
- Halifax: www.halifax.co.uk/investing
- Hargreaves Lansdown:
www.hl.co.uk/shares/investment-trusts
- interactive investor (owned by abrdn):
www.ii.co.uk/investment-trusts

The companies above are shown for illustrative purposes only. Other platform providers are available. The links above direct you to external websites operated by each platform provider. abrdn is not responsible for the content and information on these third-party sites, apart from interactive investor, which is owned by abrdn.

Note

Please remember that past performance is not a guide to the future. Stock market and currency movements may cause the value of shares and the income from them to fall as well as rise and investors may not get back the amount they originally invested. As with all equity investments, the value of investment trusts purchased will immediately be reduced by the difference between the buying and selling prices of the shares, the market maker's spread. Investors should further bear in mind that the value of any tax relief will depend on the individual circumstances of the investor and that tax rates and reliefs, as well as the tax treatment of ISAs, may be changed by future legislation.

The information on pages 98 to 100 has been approved for the purposes of Section 21 of the Financial Services and Markets Act 2000 (as amended by the Financial Services Act 2012) by abrdn Investments Limited, 280 Bishopsgate, London EC2M 4AG which is authorised and regulated by the Financial Conduct Authority in the United Kingdom.

Financial Calendar

Payment months of quarterly dividends	March, June, September, December
Financial year end	30 June
Expected announcement of annual results	September
Annual General Meeting	November

Discretionary Private Client Stockbrokers

If you have a large sum to invest, you may wish to contact a discretionary private client stockbroker. They can manage your entire portfolio of shares and will advise you on your investments. To find a private client stockbroker visit The Personal Investment Management & Financial Advice Association at: pimfa.co.uk.

Financial Advisers

To find an adviser who recommends on investment trusts, visit: unbiased.co.uk

Regulation of Stockbrokers

Before approaching a stockbroker, always check that they are regulated by the Financial Conduct Authority:

Tel: **0800 111 6768** or at
at <https://register.fca.org.uk>
Email: consumerqueries@fca.org.uk

AIFMD Disclosures (Unaudited)

The Manager and the Company are required to make certain disclosures available to investors in accordance with the AIFMD. Those disclosures that are required to be made pre-investment are included within a pre-investment disclosure document ("PIDD") which may be found on the Company's website (murray-income.co.uk), maintained by the Manager.

AIFMD or the Directive

The Alternative Investment Fund Managers Directive –

There have been no material changes to the disclosures contained within the PIDD since its latest publication in September 2023.

The periodic disclosures as required under the AIFMD to investors are made below:

- information on the investment strategy, geographic and sector investment focus and principal stock exposures is included in the Strategic Report;
- none of the Company's assets are subject to special arrangements arising from their illiquid nature;
- the Strategic Report, Note 18 to the financial statements and the PIDD, together set out the risk profile and risk management systems in place. There have been no changes to the risk management systems in place in the period under review and no breaches of any of the risk limits set, with no breach expected;
- there are no new arrangements for managing the liquidity of the Company or any material changes to the liquidity management systems and procedures employed by the Manager;
- all authorised Alternative Investment Fund Managers are required to comply with the AIFMD Remuneration Code. In accordance with the AIFMD Remuneration Code, the AIFM's remuneration policy in respect of its reporting period ended 31 December 2022 is available on the website of abrdn plc at www.abrdn.com/en-gb/corporate/about-us/our-leadership-team/remuneration-disclosure, or on request from the Company Secretaries, abrdn Holdings Limited (see Additional Shareholder Information on page 113 for contact details).

Leverage

For the purposes of the Alternative Investment Fund Managers Directive, leverage is any method which increases the Company's exposure, including the borrowing of cash and the use of derivatives. It is expressed as a ratio between the Company's exposure and its net asset value and can be calculated on a gross and a commitment method. Under the gross method, exposure represents the sum of the Company's positions after the deduction of Sterling cash balances, without taking into account any hedging and netting arrangements. Under the commitment method, exposure is calculated without the deduction of Sterling cash balances and after certain hedging and netting positions are offset against each other.

The table below sets out the current maximum permitted limit and actual level of leverage for the Company:

	Gross Method	Commitment Method
Maximum level of leverage	2.50:1	2.00:1
Actual level at 30 June 2023	1.21:1	1.23:1

There have been no breaches of the maximum level during the period and no changes to the maximum level of leverage employed by the Company. There is no right of re-use of collateral or any guarantees granted under the leveraging arrangement. Changes to the information contained either within this Annual Report or the PIDD in relation to any special arrangements in place, the maximum level of leverage which the AIFM may employ on behalf of the Company; the right of use of collateral or any guarantee granted under any leveraging arrangement; or any change to the position in relation to any discharge of liability by the Depositary will be notified via a regulatory news service without undue delay in accordance with the AIFMD.

The information on this page has been approved for the purposes of Section 21 of the Financial Services and Markets Act 2000 (as amended by the Financial Services Act 2012) by the Manager which is authorised and regulated by the Financial Conduct Authority in the United Kingdom.

General

Safestore, a portfolio company, is the UK's largest self-storage group with 181 stores, comprising 130 stores in the UK (including 72 in London and the South East with the remainder in key metropolitan areas such as Manchester, Birmingham, Glasgow, Edinburgh, Liverpool and Bristol), 29 stores in the Paris region, as well as 22 in Belgium, Spain and the Netherlands. The Manager's engagement with the company is described on page 12.



Alternative Performance Measures

Alternative performance measures are numerical measures of the Company's current, historical or future performance, financial position or cash flows, other than financial measures defined or specified in the applicable financial framework. The Company's applicable financial framework includes FRS 102 and the AIC SORP. The Directors assess the Company's performance against a range of criteria which are viewed as particularly relevant for closed-end investment companies.

Discount to net asset value per Ordinary share with debt at fair value

The discount is the amount by which the share price is lower than the net asset value per share with debt at fair value, expressed as a percentage of the net asset value.

		2023	2022
NAV per Ordinary share	a	911.7p	871.0p
Share price	b	837.0p	832.0p
Discount	$(b-a)/a$	-8.2%	-4.5%

Discount to net asset value per Ordinary share with debt at par value

The discount is the amount by which the share price is lower than the net asset value per share with debt at par value, expressed as a percentage of the net asset value.

		2023	2022
NAV per Ordinary share	a	894.4p	864.9p
Share price	b	837.0p	832.0p
Discount	$(b-a)/a$	-6.4%	-3.8%

Dividend cover

Dividend cover is the revenue return per share divided by dividends per share expressed as a ratio.

		2023	2022
Revenue return per share	a	38.73p	40.50p
Dividends per share	b	37.50p	36.00p
Dividend cover	a/b	1.03	1.13

Alternative Performance Measures

Continued

Dividend yield

The annual dividend per Ordinary share divided by the share price, expressed as a percentage.

		2023	2022
Dividends per share	a	37.50p	36.00p
Share price	b	837.00p	832.00p
Dividend yield	a/b	4.5%	4.3%

Net asset value per Ordinary share with debt at fair value

The calculation of the Company's net asset value per Ordinary share with debt at fair value is set out in note 16.

Net gearing

Net gearing measures the total borrowings less cash and cash equivalents divided by shareholders' funds, expressed as a percentage. Under AIC reporting guidance cash and cash equivalents includes amounts due to and from brokers at the year end as well as cash and cash equivalents.

		2023	2022
Bank loans (£'000)	a	(6,378)	(6,507)
Senior Loan Notes (£'000)	b	(109,141)	(110,710)
Total borrowings (£'000)	c=a+b	(115,519)	(117,217)
Cash (£'000)	d	15,115	20,131
Amounts due to brokers (£'000)	e	(3,449)	-
Amounts due from brokers (£'000)	f	-	2,490
Shareholders' funds (£'000)	g	999,184	1,009,255
Net gearing	-(c+d+e+f)/g	10.4%	9.4%

Ongoing charges ratio

The ongoing charges ratio has been calculated based on the total of investment management fees and administrative expenses less non-recurring charges and expressed as a percentage of the average daily net asset values with debt at fair value published throughout the year.

		2023	2022
Investment management fees (£'000)	a	3,804	3,997
Administrative expenses (£'000)	b	1,390	1,350
Less: non-recurring charges ^A (£'000)	c	(8)	(30)
Ongoing charges (£'000)	a+b+c	5,186	5,317
Average net assets (£'000)	d	1,036,020	1,102,862
Ongoing charges ratio	e=(a+b+c)/d	0.50%	0.48%

^A 2023 comprises £7,000 professional fees relating to discussions with the registrar and £1,000 quick turnaround fee on ESEF filing. 2022 comprises £20,000 director recruitment fee, £8,000 legal fees relating to the private placement notes and £2,000 professional fees for Taiwan tax work.

The ongoing charges ratio provided in the Company's Key Information Document is calculated in line with the PRIIPs regulations, which includes financing and transaction costs.

Total return

Share price and NAV total returns show how the NAV and share price has performed over a period of time in percentage terms, taking into account both capital returns and dividends paid to shareholders. Share price and NAV total returns are monitored against open-ended and closed-ended competitors, and the FTSE All-Share Index, respectively.

Year ended 30 June 2023		Share Price	NAV (debt at fair value)	NAV (debt at par)
Opening at 1 July 2022	a	832.0p	871.0p	864.9p
Closing at 30 June 2023	b	837.0p	911.7p	894.4p
Price movements	c=(b/a)-1	0.6%	4.7%	3.4%
Dividend reinvestment ^A	d	4.3%	4.1%	4.1%
Total return	c+d	4.9%	8.8%	7.5%

Alternative Performance Measures

Continued

Year ended 30 June 2022		Share Price	NAV (debt at fair value)	NAV (debt at par)
Opening at 1 July 2021	a	871.0p	935.7p	934.6p
Closing at 30 June 2022	b	832.0p	871.0p	864.9p
Price movements	$c=(b/a)-1$	-4.5%	-6.9%	-7.5%
Dividend reinvestment ^A	d	3.8%	3.4%	3.5%
Total return	c+d	-0.7%	-3.5%	-4.0%

^A Share price total return involves reinvesting the net dividend in the share price of the Company on the date on which that dividend goes ex-dividend. NAV total return involves investing the net dividend in the NAV of the Company with debt at fair value on the date on which that dividend goes ex-dividend.

Glossary of Terms

Active Share

A measure of the difference between a portfolio and a benchmark, calculated as a percentage

abrdn or the Group

The abrdn plc group of companies.

AIFMD

Alternative Investment Fund Managers Directive

AIC

The Association of Investment Companies (theaic.co.uk).

Benchmark

FTSE All-Share Index.

Depository

A depository is responsible for cash monitoring, the custody and safeguarding of the Company's financial instruments and monitoring the Company's compliance with investment limits and leverage requirements. During the year the Depository was BNP Paribas Trust Corporation UK Limited.

FCA

The Financial Conduct Authority.

Investment Manager

abrdn Investments Limited (formerly Aberdeen Asset Managers Limited, until 25 November 2022).

Investment Trust

A type of Closed-End Fund which invests in other securities, allowing shareholders to share the risks, and returns, of collective investment.

Key Information Document or KID

The Packaged Retail and Insurance-based Investment Products ("PRIIPs") Regulation requires the Manager, as the Company's PRIIP 'manufacturer', to prepare a Key Information Document ("KID") in respect of the Company. This KID must be made available by the Manager to retail investors prior to them making any investment decision and is available via the Company's website. The Company is not responsible for the information contained in the KID and investors should note that the procedures for calculating the risks, costs and potential returns are prescribed by law. The figures in the KID may not reflect the expected returns for the Company and performance returns cannot be guaranteed.

Manager (the "Manager")

abrdn Fund Managers Limited (formerly Aberdeen Standard Fund Managers Limited, until 31 July 2022), is a wholly owned subsidiary of abrdn and acts as the alternative investment fund manager for the Company. abrdn Fund Managers Limited is authorised and regulated by the Financial Conduct Authority.

Net Asset Value or NAV

The net asset value or NAV is the Company's total assets less liabilities. Liabilities for this purpose include current and long-term liabilities such as the Company's £40m senior loan notes expiring in 2027 and £60m senior loan notes expiring in 2029.

NAV per Ordinary Share

The calculation of the NAV per Ordinary share is shown in note 16 on the basis of debt at par value (amortised cost) and debt at fair value (discounted cashflow basis, as set out in note 19).

Price/Earnings Ratio

The ratio is calculated by dividing the middle-market price per share by the earnings per share. The calculation assumes no change in earnings but in practice the multiple reflects the stock market's view of a company's prospects and profit growth potential.

PRIIPs

Packaged retail and insurance-based investment products marketed to retail investors which are subject to investment risk

Scrip Dividend

An issue of shares to a shareholder in proportion to their existing holding, in lieu of paying a dividend.

Notice of Annual General Meeting

NOTICE IS HEREBY GIVEN that the Annual General Meeting of Murray Income Trust PLC will be held at 12.30pm on Tuesday 7 November 2023 in the Strathclyde Suite, The Glasgow Royal Concert Hall, 2 Sauchiehall Street, Glasgow, G2 3NY for the purpose of considering and if thought fit passing the following resolutions, of which Resolutions 1 to 11 inclusive will be proposed as Ordinary Resolutions and Resolutions 12 and 13 inclusive will be proposed as Special Resolutions:-

Ordinary Business

1. To receive and adopt the Directors' Report, Auditor's Report and the audited financial statements for the year ended 30 June 2023.
2. To receive and adopt the Directors' Remuneration Report for the year ended 30 June 2023 other than the Directors' Remuneration Policy.
3. To receive and adopt the Directors' Remuneration Policy as set out on pages 47 and 48 of the Annual Report of the Company for the year ended 30 June 2023.
4. To approve the Company's dividend policy to pay four quarterly interim dividends per year.
5. To re-elect Stephanie Eastment* as a Director of the Company.
6. To re-elect Alan Giles* as a Director of the Company.
7. To re-elect Nandita Sahgal Tully* as a Director of the Company.
8. To re-elect Peter Tait* as a Director of the Company.
9. To re-appoint PricewaterhouseCoopers LLP as independent auditor of the Company.
10. To authorise the Audit Committee to fix the remuneration of PricewaterhouseCoopers LLP as independent auditor of the Company for the year ended 30 June 2024.

Special Business

Authority to Allot

11. THAT, in substitution of all existing powers, the Directors be and are hereby generally and unconditionally authorised in accordance with Section 551 of the Companies Act 2006 (the "Act") to exercise all the powers of the Company to allot Ordinary shares of 25p each in the capital of the Company ("shares") up to an aggregate nominal amount of £1,374,150 (or, if less, the number representing 5 per cent. of the total Ordinary shares in issue (excluding treasury shares) as at the date of passing of this resolution), during the period expiring on the conclusion of the next Annual General Meeting of the Company after the passing of this resolution or on 31 December 2024, whichever is the earlier, but so that this authority shall allow the Company to make offers or agreements before the expiry of this authority which would or might require shares to be allotted after such expiry and the Directors shall be entitled to allot shares in pursuance of such an offer or agreement as if such authority had not expired.

Disapplication of Pre-emption Rights

12. THAT, subject to the passing of Resolution 11 proposed at the Annual General Meeting of the Company convened for 7 November 2023, and in substitution for all existing powers, the Directors be and are hereby empowered, pursuant to Section 570 of the Companies Act 2006 (the "Act"), to allot equity securities (as defined in Section 560(1) of the Act) for cash pursuant to the authority given in accordance with Section 551 of the Act by Resolution 11 or otherwise as if Section 561 of the Act did not apply to any such allotment and to sell or transfer equity securities if, immediately before the sale or transfer, such equity securities are held by the Company as treasury shares (as defined in Section 724(5) of the Act) as if Section 561 of the Act did not apply to any such sale or transfer, provided that this power:-

- i. expires at the conclusion of the next Annual General Meeting of the Company after the passing of this resolution or on 31 December 2024, whichever is the earlier, but so that this power shall enable the Company to make offers or agreements which would or might require equity securities to be allotted or treasury shares to be sold or transferred after the expiry of this power and the Directors may allot equity securities or sell or transfer treasury shares in pursuance of any such offers or agreements as if this power had not expired;
- ii. shall be limited to the allotment of equity securities up to an aggregate nominal amount of £2,748,300 (or, if less, the number representing 10 per cent. of the total Ordinary shares in issue (excluding treasury shares) as at the date of passing of this resolution); and
- iii. shall be limited in respect of the issue of shares or the sale of equity securities from treasury in the circumstances as detailed in the section headed "Authority to allot shares and disapply pre-emption rights" in the Directors' Report on page 44 of the Annual Report of the Company for the year ended 30 June 2023 and at a price not less than 0.5% above the net asset value per share (as determined by the Directors).

Authority to Make Market Purchases of Shares

13. THAT the Company be and is hereby generally and, subject as hereinafter appears, unconditionally authorised in accordance with Section 701 of the Companies Act 2006 (the "Act") to make market purchases (within the meaning of Section 693(4) of the Act) of Ordinary shares of 25p each in the capital of the Company ("shares") and to cancel or hold in treasury such shares, provided always that:
- i. the maximum number of shares hereby authorised to be purchased shall be an aggregate of 16,478,806 Ordinary shares or, if less, the number representing 14.99% of the total Ordinary shares in issue (excluding treasury shares) as at the date of passing this resolution;
 - ii. the minimum price which may be paid for each share shall be 25p;
 - iii. the maximum price (exclusive of expenses) which may be paid for a share is the higher of (i) 5% above the average of the middle market quotations for a share taken from, and calculated by reference to, the London Stock Exchange Daily Official List for the five business days immediately preceding the day on which the share is purchased; and (ii) the higher of the price of the last independent trade and the highest current independent bid on the London Stock Exchange at the time the purchase is carried out;
 - iv. the authority hereby conferred shall expire on 31 December 2024 or, if earlier, at the conclusion of the next Annual General Meeting of the Company unless such authority is previously varied, revoked or renewed prior to such time; and
 - v. the Company may enter into a contract to purchase shares under the authority hereby conferred prior to the expiry of such authority and may purchase shares pursuant to any such contract notwithstanding such expiry above.

*The biographies of the Directors offering themselves for re-election may be found on pages 34 to 36.

By order of the Board
abrdn Holdings Limited
 Secretaries
 19 September 2023

Registered Office
 1 George Street
 Edinburgh
 EH2 2LL

Notice of Annual General Meeting

Continued

Notes

- i. To be entitled to attend and vote at the Meeting (and for the purpose of the determination by the Company of the number of votes they may cast), shareholders must be registered in the Register of Members of the Company at close of trading on 3 November 2023. Changes to the Register of Members after the relevant deadline shall be disregarded in determining the rights of any person to attend and vote at the Meeting.
- ii. Shareholders, or their proxies, intending to attend the Meeting in person are requested, if possible, to arrive at the Meeting venue at least 20 minutes prior to the commencement of the Meeting at 12.30pm (UK time) on 7 November 2023 so that their shareholding may be checked against the Company's Register of Members and attendances recorded.
- iii. Shareholders are entitled to appoint another person as a proxy to exercise all or part of their rights to attend and to speak and vote on their behalf at the Meeting. A shareholder may appoint more than one proxy in relation to the Meeting provided that each proxy is appointed to exercise the rights attached to a different ordinary share or ordinary shares held by that shareholder. A proxy need not be a shareholder of the Company.
- iv. In the case of joint holders, where more than one of the joint holders purports to appoint a proxy, only the appointment submitted by the most senior holder will be accepted. Seniority is determined by the order in which the names of the joint holders appear in the Company's Register of Members in respect of the joint holding (the first named being the most senior).
- v. A vote withheld is not a vote in law, which means that the vote will not be counted in the calculation of votes for or against the resolution. If no voting indication is given, your proxy will vote or abstain from voting at his or her discretion. Your proxy will vote (or abstain from voting) as he or she thinks fit in relation to any other matter which is put before the Meeting.
- vi. You can vote either:
 - by logging on to signalshares.com and following the instructions; or
 - you may request a hard copy form of proxy directly from the registrars, Link Group, on Tel: 0371 664 0300. Calls are charged at the standard geographic rate and will vary by provider. Calls from outside the UK will be charged at the applicable international rate. Lines are open between 08:30 – 17:30, Monday to Friday excluding public holidays in England and Wales.
 - in the case of CREST members, by utilising the CREST electronic proxy appointment service in accordance with the procedures set out below.

In order for a proxy appointment to be valid a form of proxy must be completed. In each case the form of proxy must be received by Link Group at PXS 1, Central Square, 29 Wellington Street, Leeds, LS1 4DL by 12.30pm on 3 November 2023.
- vii. If you return more than one proxy appointment, either by paper or electronic communication, the appointment received last by the Registrar before the latest time for the receipt of proxies will take precedence. You are advised to read the terms and conditions of use carefully. Electronic communication facilities are open to all shareholders and those who use them will not be disadvantaged.
- viii. The return of a completed form of proxy, electronic filing or any CREST Proxy Instruction (as described in note (x) below) will not prevent a shareholder from attending the Meeting and voting in person if he/she wishes to do so.
- ix. CREST members who wish to appoint a proxy or proxies through the CREST electronic proxy appointment service may do so for the Meeting (and any adjournment of the Meeting) by using the procedures described in the CREST Manual (available from euroclear.com/site/public/EUI). CREST Personal Members or other CREST sponsored members, and those CREST members who have appointed a service provider(s), should refer to their CREST sponsor or voting service provider(s), who will be able to take the appropriate action on their behalf.

- x. In order for a proxy appointment or instruction made by means of CREST to be valid, the appropriate CREST message (a 'CREST Proxy Instruction') must be properly authenticated in accordance with Euroclear UK & Ireland Limited's specifications and must contain the information required for such instructions, as described in the CREST Manual. The message must be transmitted so as to be received by the issuer's agent (ID RA10) by 12.30pm on 3 November 2023. For this purpose, the time of receipt will be taken to mean the time (as determined by the timestamp applied to the message by the CREST application host) from which the issuer's agent is able to retrieve the message by enquiry to CREST in the manner prescribed by CREST. After this time, any change of instructions to proxies appointed through CREST should be communicated to the appointee through other means.
- xi. CREST members and, where applicable, their CREST sponsors or voting service providers should note that Euroclear UK & Ireland Limited does not make available special procedures in CREST for any particular message. Normal system timings and limitations will, therefore, apply in relation to the input of CREST Proxy Instructions. It is the responsibility of the CREST member concerned to take (or, if the CREST member is a CREST personal member, or sponsored member, or has appointed a voting service provider(s), to procure that his CREST sponsor or voting service provider(s) take(s)) such action as shall be necessary to ensure that a message is transmitted by means of the CREST system by any particular time. In this connection, CREST members and, where applicable, their CREST sponsors or voting system providers are referred, in particular, to those sections of the CREST Manual concerning practical limitations of the CREST system and timings. The Company may treat as invalid a CREST Proxy Instruction in the circumstances set out in Regulation 35(5)(a) of the Uncertificated Securities Regulations 2001.
- xii. Any corporation which is a shareholder can appoint one or more corporate representatives who may exercise on its behalf all of its powers as a shareholder provided that no more than one corporate representative exercises powers in relation to the same shares.
- xiii. As at 19 September 2023 (being the latest practicable business day prior to the publication of this Notice), the Company's ordinary issued share capital consists of 109,932,001 ordinary shares, carrying one vote each and 9,597,531 shares held in treasury. Therefore, the total voting rights in the Company as at 19 September 2023 are 109,932,001.
- xiv. Under Section 527 of the Companies Act 2006, shareholders meeting the threshold requirements set out in that section have the right to require the Company to publish on a website a statement setting out any matter relating to: (i) the audit of the Company's financial statements (including the Auditor's Report and the conduct of the audit) that are to be laid before the Meeting; or (ii) any circumstances connected with an auditor of the Company ceasing to hold office since the previous meeting at which annual financial statements and reports were laid in accordance with Section 437 of the Companies Act 2006 (in each case) that the shareholders propose to raise at the relevant meeting. The Company may not require the shareholders requesting any such website publication to pay its expenses in complying with Sections 527 or 528 of the Companies Act 2006. Where the Company is required to place a statement on a website under Section 527 of the Companies Act 2006, it must forward the statement to the Company's auditor not later than the time when it makes the statement available on the website. The business which may be dealt with at the Meeting for the relevant financial year includes any statement that the Company has been required under Section 527 of the Companies Act 2006 to publish on a website.
- xv. Any shareholder attending the Meeting has the right to ask questions. The Company must cause to be answered any such question relating to the business being dealt with at the Meeting but no such answer need be given if: (a) to do so would interfere unduly with the preparation for the Meeting or involve the disclosure of confidential information; (b) the answer has already been given on a website in the form of an answer to a question; or (c) it is undesirable in the interests of the Company or the good order of the Meeting that the question be answered.
- xvi. Copies of the Directors' letters of appointment will be available for inspection during normal business hours at the registered office of the Company on any business day from the date of this Notice until the time of the Meeting and may also be inspected at the Meeting venue, as specified in this Notice, for 15 minutes before and during the Annual General Meeting until the conclusion of the Meeting.

Notice of Annual General Meeting

Continued

- xvii. You may not use any electronic address (within the meaning of Section 333(4) of the Companies Act 2006) provided in either this Notice or any related documents (including the form of proxy) to communicate with the Company for any purposes other than those expressly stated.
- xviii. A copy of this Notice, and other information required by Section 311A of the Companies Act 2006, can be found on the Company's website at **murray-income.co.uk**
- xix. There are special arrangements for holders of shares through the abrdn Investment Plan for Children, Investment Trust Share Plan and Investment Trust Individual Savings Account ("ISA"). These are explained in the separate 'Letter of Direction' which such holders will have received with this Annual Report.
- xx. If the law or Government guidance so requires at the time of the Meeting, physical attendance at the Meeting may not be possible. In these circumstances, the Chair will limit, in their sole discretion, the number of individuals in physical attendance at the meeting to two persons. Should there be no restrictions imposed by law or Government at the time of the Meeting, the Company may still impose entry restrictions on certain persons wishing to attend the Meeting in order to ensure the safety of those attending the Meeting. As set out in the Chair's Statement, shareholders are encouraged to submit questions in advance of the Meeting by email to:
murray.income@abrdn.com

THIS DOCUMENT IS IMPORTANT AND REQUIRES YOUR IMMEDIATE ATTENTION. If you are in any doubt about the action you should take, you are recommended to seek your own independent financial advice from your stockbroker, bank manager, solicitor, accountant or other independent financial adviser authorised under the Financial Services and Markets Act 2000 (as amended by the Financial Services Act 2012) if you are in the United Kingdom or, if not, from another appropriately authorised financial adviser.

If you have sold or otherwise transferred all your Ordinary shares in Murray Income Trust PLC, please forward this document together with the accompanying documents immediately to the purchaser or transferee, or to the stockbroker, bank or agent through whom the sale or transfer was effected for transmission to the purchaser or transferee.

Additional Shareholder Information

Directors

Neil Rogan (Chair)
Peter Tait (Senior Independent Director)
Stephanie Eastment (Audit Committee Chair)
Alan Giles
Merryn Somerset Webb
Nandita Sahgal Tully

Company Secretaries, Registered Office and Company Number

abrdr Holdings Limited
(formerly Aberdeen Asset Management PLC)
1 George Street
Edinburgh EH2 2LL

Registered in Scotland under company number SC012725

Website

murray-income.co.uk

Legal Entity Identifier

549300IRNFGVQIQHUI13

United States Internal Revenue Service FATCA Registration Number ("GIIN")

8Q8ZFE.99999.SL.826

Points of Contact

The Chair or Company Secretaries at the Registered Office of the Company

Email: murray.income@abrdr.com

Customer Services Department and Enquiries for the abrdr Children's Plan, Share Plan and ISA

abrdr Investment Trusts
PO Box 11020
Chelmsford
Essex CM99 2DB

Freephone: **0808 500 0040**

(open Monday to Friday from 9.00am to 5.00pm, excluding public holidays)

Email: inv.trusts@abrdr.com

Please see page 99 for information on the closure of the abrdr Children's Plan, Share Plan and ISA in December 2023.

Alternative Investment Fund Manager

abrdr Fund Managers Limited

Authorised and regulated by the Financial Conduct Authority

Investment Manager

abrdr Investments Limited
(formerly Aberdeen Asset Managers Limited)

Authorised and regulated by the Financial Conduct Authority

Registrar (for direct shareholders)

The Share Portal, operated by Link Group, is a secure online website where shareholdings can be managed quickly and easily, including changing address or arranging to pay dividends directly into a bank account, or to receive electronic communications. To register, shareholders will need their Investor Code which may be found on their share certificate or by contacting the Registrar at: signalshares.com

Alternatively, please contact the Registrar –

By email, via the above website

By phone, Tel: **0371 664 0300**

(UK calls cost 10p per minute plus network extras)

From overseas: **+44 208 639 3399**

(open Monday to Friday, from 9.00am to 5.30pm, excluding public holidays)

By post –

Link Group
PXS 1
Central Square
29 Wellington Street
Leeds
LS1 4DL

Independent Auditor

PricewaterhouseCoopers LLP

Depository


BNP Paribas Trust Corporation UK Limited

Solicitors

Dickson Minto W.S.

Stockbroker

Investec Bank plc



For more information visit murray-income.co.uk

abrdn.com