



Xtrackers II Eurozone Government Bond UCITS ETF 1C

a sub fund of Xtrackers II

- Direct investment in Eurozone government bonds
- Investment grade bonds only
- Diversified across countries and across the yield curve
- Reinvesting and distributing share class available

Fund information	
Fund name	Xtrackers II Eurozone Government Bond UCITS ETF
ISIN	LU0290355717
UCITS compliant	Yes
Share class currency	EUR
Investment Methodology	Direct Replication
Portfolio Structure	Optimised Sampling*
Fund launch date	22 May 2007
Share class launch date	22 May 2007
All-in fee*	0.15% p.a.
Financial year end	31 December
Income treatment	Reinvestment
NAV per Share	EUR 246.21 (31 December 2019)
Total Fund Assets	EUR 3.04 Billion (31 December 2019)
Reporting Fund	Yes

* ETF invests in all or in a representative sample of securities of the underlying index. Please see the glossary for more details of All-in fee

Historical Performance Figures as of 31 December 2019						
	12/14 - 12/15	12/15 - 12/16	12/16 - 12/17	12/17 - 12/18	12/18 - 12/19	Since launch
Index	1.63%	3.51%	0.08%	0.73%	6.74%	77.29%
Share Class	1.48%	3.35%	-0.07%	0.57%	6.56%	73.95%

Rolling performance figures as of 31 December 2019					
	1 Month	3 Months	6 Months	1 Year	Annualised Volatility
Index	-0.96%	-2.98%	0.69%	6.74%	3.83%
Share Class	-0.97%	-3.02%	0.60%	6.56%	3.88%

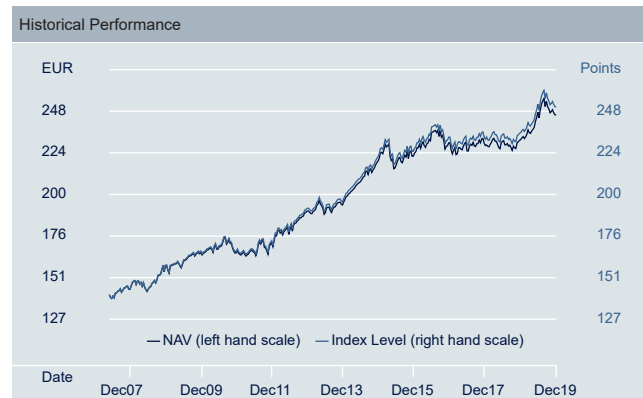
Source: DWS, Index Provider; as of 31 December 2019

Past performance is not a reliable indicator of future results.

Index performance calculated on a total return basis. Volatility shown is calculated since the launch of the share class.

Key Risks

- The Fund is not guaranteed and your investment is at risk. The value of your investment may go down as well as up.
- The Fund is exposed to market movements in a single country or region which may be adversely affected by political or economic developments, government action or natural events that do not affect a fund investing in broader markets.
- Bonds are exposed to credit risk and interest rate risk. There is a risk that the bond issuer may be unable to pay interest or repay the bond principal, resulting in your investment suffering a loss. If interest rates rise, typically the value of the bond will fall, which could also affect the value of your investment.



Source: DWS, Index Provider; as of 31 December 2019

Past performance is not a reliable indicator of future results. Whenever NAV and index levels exactly match the NAV line only will show. ETF performance calculation includes reinvested dividends.

Listing and trading information							
Exchange	NSIN	Exchange Code (local)	Trading Currency	Trading Hours (Local Time)	Settlement	Bloomberg Ticker	Reuters RIC
Xetra	DBX0AC	DBXN	EUR	09:00 - 17:30	t+2	XGLE GY	XGLE.DE
London Stock Exchange	B600ZV7	XGLE	EUR	09:00 - 17:30	t+2	XGLE LN	XGLES.L
Italian Stock Exchange	-	XGLE	EUR	09:00 - 17:30	t+2	XGLE IM	XGLE.MI

Registrations for public distribution

Austria	Ireland	Portugal
Denmark	Italy	Spain
Finland	Luxembourg	Sweden
France	Netherlands	Switzerland
Germany	Norway	United Kingdom

Further information on Xtrackers

DWS Investments UK Limited
 Winchester House
 1 Great Winchester Street
 London EC2N 2DB
 United Kingdom

Hotline: +44 (0)20 7547 1747
 Website: www.Xtrackers.com
 E-Mail: Xtrackers@dws.com



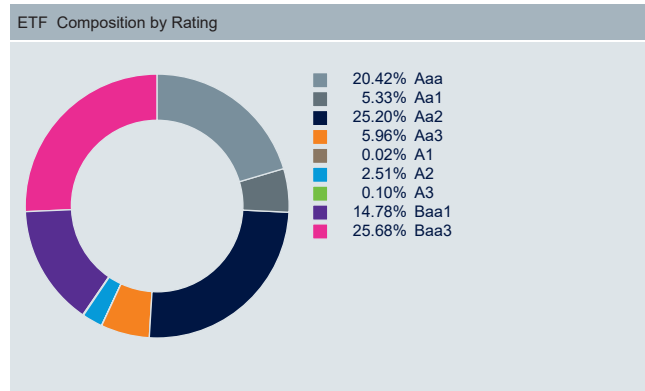
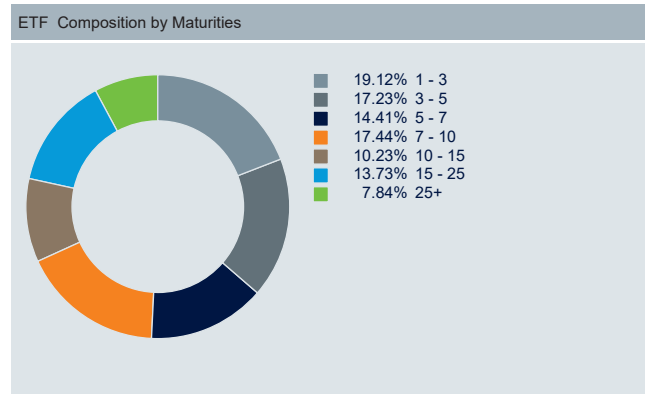
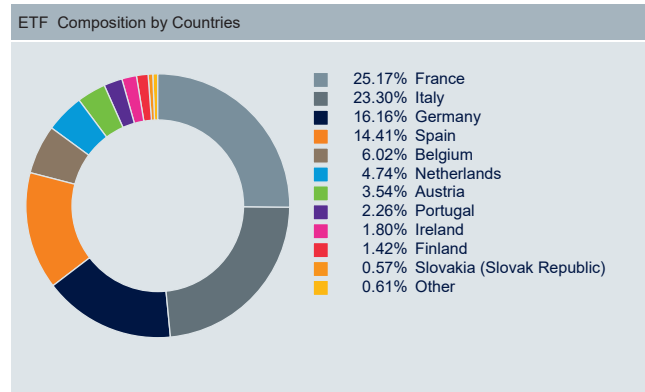
iBoxx® Euro Sovereigns Eurozone TR Index

The Markit iBoxx Euro Sovereigns Eurozone Index aims to reflect the performance of the following market:

- EUR-denominated bonds issued by governments of the Eurozone
- Exposure across the whole yield curve (minimum time to maturity of 1 year)
- Investment grade bonds only
- Minimum amount outstanding of EUR 1 billion per bond

Additional information on the Index and the general methodology behind the Markit iBoxx indices can be found on Markit iBoxx website (www.markit.com).

Eurozone Government Bond UCITS ETF



Index information	
Index Provider	Markit Indices Limited
Index Type	Total Return Gross
Number of Bonds in Index	357
Countries in Index	15
Yield to Maturity	0.22%
Modified Duration	8.16
Bloomberg Symbol	QW1A
Index Base Currency	EUR

Source: Index Provider; as of 31 December 2019

Source: DWS; Moody's; as of 31 December 2019

Glossary

A Glossary of Terms is available at Xtrackers.com

Key Risk Factors

Investments in funds involve numerous risks including, among others, general market risks, credit risks, foreign exchange risks, interest rate risks and liquidity risks. As such, the value of an investment in an Xtrackers ETF may go down as well as up and can result in losses, up and including a total loss of the amount initially invested.

Movements in exchange rates can impact the value of your investment. If the currency of your country of residence is different from the currency in which the underlying investments of the fund are made, the value of your investment may increase or decrease subject to movements in exchange rates.

Disclaimer

This document is intended for information purposes only and does not create any legally binding obligations on the part of DWS Group GmbH & Co. KGaA and/or its affiliates (DWS). This document has been prepared without consideration of the investment needs, objectives or financial circumstances of any investor. Without limitation, this document does not constitute an offer, an invitation to offer or a recommendation to enter into any transaction. Before making an investment decision, investors need to consider, with or without the assistance of an investment adviser, whether the investments and strategies described or provided by DWS are appropriate in light of their particular investment needs, objectives and financial circumstances. Information in this document has been obtained or derived from sources believed to be reliable and current. However, accuracy or completeness of the sources cannot be guaranteed. Xtrackers II is an undertaking for collective investment in transferable securities (UCITS) in accordance with the applicable laws and regulations and set up as open-ended investment company with variable capital and segregated liability amongst its respective compartments. Xtrackers II is incorporated in the Grand Duchy of Luxembourg, is registered with the Luxembourg Trade and Companies' Register under number B-124.284 and has its registered office at 49, avenue J.F. Kennedy, L-1855 Luxembourg. DWS Investment S.A. acts as the management company of Xtrackers II. Any investment decision in relation to a fund should be based solely on the latest version of the prospectus, the audited annual and, if more recent, un-audited semi-annual reports and the Key Investor Information Document (KIID), all of which are available in English upon request to DWS Investment S.A., 2, Boulevard Konrad Adenauer, L-1115 Luxembourg or on www.Xtrackers.com. PAST PERFORMANCE IS NO GUARANTEE OF FUTURE RESULTS.

© DWS Investments UK Limited, 2019. All information as of 31 December 2019 unless otherwise stated.

Index Disclaimer

The Index and the trademarks therein are the intellectual property of Markit Indices Limited and/or its licensors ("Markit"), used under license from Markit. The Fund is not sponsored, endorsed, sold or promoted by Markit. Markit has no liability with respect thereto, and makes no express or implied warranties or representations with respect to the accuracy, fitness for a particular purpose or results obtained by using the Index. The full disclaimer can be found in the Fund prospectus.

