

JPMorgan Liquidity Funds - GBP Liquidity VNAV Fund

Class: JPM GBP Liquidity VNAV C (acc.)

Synthetic risk and reward indicator Based on share class volatility for the past 5 years. See Key Investor Information Document (KIID) for details.

1	2	3	4	5	6	7
Lower risk/ potential reward Not risk-free					Higher risk/ potential reward	

Fund overview

ISIN	Sedol	Bloomberg	Reuters
LU0088883458	5702635	JPMGLIQ LX	LU0088883458.LUF

Investment objective: The Sub-Fund seeks to achieve a return in the Reference Currency in line with prevailing money market rates whilst aiming to preserve capital consistent with such rates and to maintain a high degree of liquidity.

Investor profile: This liquidity Sub-Fund uses high quality short-term Debt Securities, deposits with credit institutions and Reverse Repurchase Agreements to enhance returns. Investors in the Sub-Fund are therefore likely to be looking for an alternative to cash deposits for their medium-term or temporary cash investments, including seasonal operating cash for pension funds or the liquidity components of investment portfolios.

Fund manager(s)	Domicile	Valuation date
Olivia Maguire	Luxembourg	Daily
Joseph McConnell	Fund assets	Cash settlement date
Investment specialist(s)	GBP 866.3m	T+1
Edward Adrian-Smith	NAV	Fund cut-off
Fund reference	GBP 16155.33	13:00:00 London
currency GBP	Fund launch	Minimum initial investment
	3 Dec 2018	GBP 6,000,000
Fund legal structure	Class launch	Minimum additional investment
SICAV/UCITS	26 May 1999	GBP 60,000
Classification	Benchmark	Ongoing charge 0.21%
Short term MMF - VNAV	1 Week GBP LIBID	

Fund ratings As at 30 June 2019

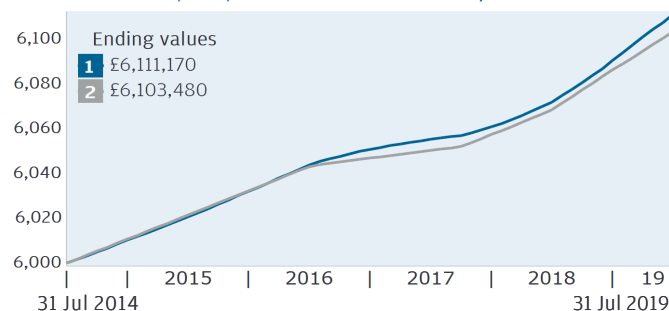
Morningstar Category™ GBP Money Market - Short Term
Fitch Fund Rating AAAMmf
S&P Fund Rating AAAM

Performance

1 Class: JPM GBP Liquidity VNAV C (acc.)

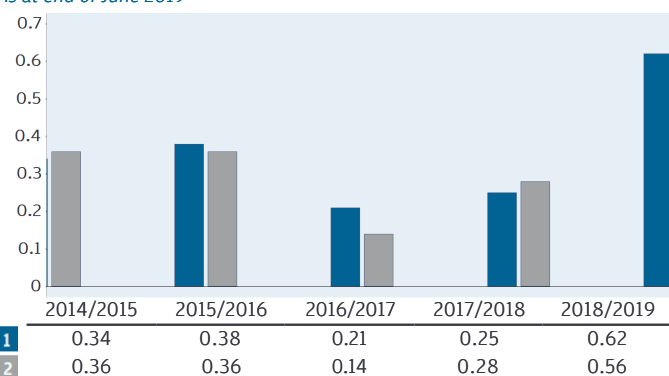
2 Benchmark: 1 Week GBP LIBID

GROWTH OF GBP 6,000,000 (in thousands) Calendar years



QUARTERLY ROLLING 12-MONTH PERFORMANCE (%)

As at end of June 2019



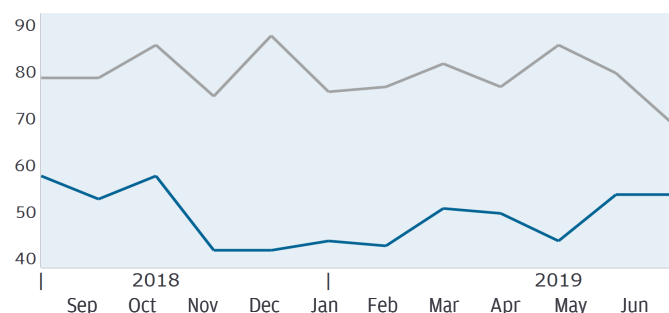
RETURN (%)

	1 month	3 months	1 year	ANNUALISED		
				3 years	5 years	10 years
1	0.06	0.16	0.65	0.37	0.37	0.39
2	0.05	0.14	0.58	0.33	0.34	0.40

7 day current yield as of 31/07/19 was 0.64%

WEIGHTED AVERAGE MATURITY/LIFE

1 Weighted Average Maturity in days As at 31/07/19 54 days
2 Weighted Average Life in days As at 31/07/19 69 days



PERFORMANCE DISCLOSURES

You should remember that past performance is not a reliable indicator of current and future results. The Fund is not a guaranteed investment. The investment in the Fund is different from an investment in a deposit. The value of your investments and any income from them may fall as well as rise in accordance with market conditions. You may not get back the full amount you invested and you bear the risk of any losses.

Source: J.P. Morgan Asset Management. Share class performance is shown based on the NAV (net asset value) of the share class with income (gross) reinvested including actual ongoing charges excluding any entry and exit fees. Indices do not include fees or operating expenses and you cannot invest in them.

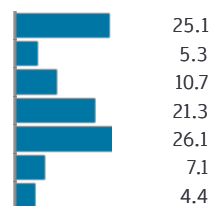
The benchmark is for comparative purposes only unless specifically referenced in the Sub-Funds' Investment Objective and Policy.

See the material risks, general disclosures and definitions on pages 2 & 3.


Holdings

TOP 10

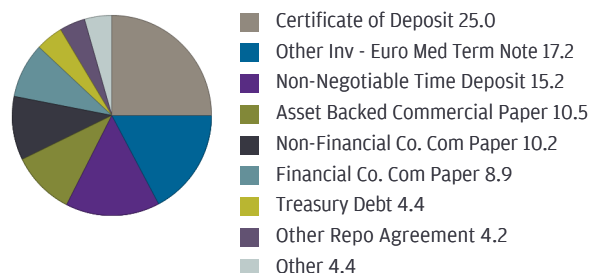
	Maturity date	% of assets	MATURITY (%)
Mizuho Financial	01/08/19	5.7	Overnight
Groupe BPCE	01/08/19	3.1	2 - 7 Days
ING	01/08/19	2.3	8 - 30 Days
Cooperatieve Rabobank U.A	01/08/19	2.3	1 - 3 Months
United Kingdom	06/01/20	2.3	4 - 6 Months
Cooperatieve Rabobank U.A	09/07/20	1.9	6-9 Months
Mitsubishi UFJ Financial	20/08/19	1.6	9-12 Months
Commonwealth Bank of Australia	07/01/20	1.3	
Credit Agricole	01/08/19	1.2	
Bank of Nova Scotia	30/10/19	1.2	



REGIONS (%)



SECTORS (%)



Key risks

The Sub-Fund's objective may not be achieved in adverse market conditions and Shareholders may get back less than they originally invested. In adverse market conditions, the Sub-Fund may

invest in zero or negative yielding securities which will have an impact on the return of the Sub-Fund. The value of Debt Securities may change significantly depending on economic and interest rate conditions as well as the credit worthiness of the issuer. Issuers of Debt Securities may fail to meet payment obligations or the credit rating of

Debt Securities may be downgraded. The credit worthiness of unrated Debt Securities is not measured by reference to an independent credit rating agency. The counterparty of Reverse Repurchase Agreements may fail to meet its obligations which could result in losses to the Sub-Fund.

GENERAL DISCLOSURES

Before investing, obtain and review the current prospectus, Key Investor Information Document (KIID) and any applicable local offering document. These documents, as well as the annual and semi-annual reports and the articles of incorporation, are available free from your financial adviser, your J.P. Morgan Asset Management regional contact, the fund's issuer (see below) or at www.jpmm.lu.

This material should not be considered as advice or an investment recommendation. Fund holdings and performance are likely to have changed since the report date. No provider of information presented here, including index and ratings information, is liable for damages or losses of any type arising from use of their information. No warranty of accuracy is given and no liability in respect of any error or omission is accepted. To the extent permitted by applicable law, we may record telephone calls and monitor electronic communications to comply with our legal and regulatory obligations and internal policies. Personal data will be collected, stored and processed by J.P. Morgan Asset Management in accordance with our EMEA Privacy Policy www.jpmm.com/emea-privacy-policy. The Fund does not rely on external support for guaranteeing the liquidity of the Fund or stabilising the NAV per share. The Sub-Fund is rated by an external credit rating agency. Such rating is financed by the Sub-Fund. The Sub-Fund has received approval of a derogation

from the CSSF (Commission de Surveillance du Secteur Financier) to invest up to 100% of its assets in different money market instruments issued or guaranteed separately by certain organisations. The Sub-Fund intends to invest more than 5% of its assets in the organisations listed in the Prospectus. For additional information on the sub-fund's target market please refer to the Prospectus.

Following the implementation of the Regulation (EU) 2017/1131 of the European Parliament and of the Council of 14 June 2017 on Money Market Funds ("MMFs"), this VNAV MMF launched on 3 December 2018, and was created by an exchange of shares of the accumulating share classes of its predecessor fund.

Please refer to the Prospectus for additional information about cut-off times.

Annualised yields are quoted with a 365 day count convention.

The maturity breakdown is based on calendar days to maturity. These figures differ from the Daily and Weekly Assets figures calculated using business days to maturity. Weekly Assets also includes longer maturity holdings issued by certain government and supra-national authorities, if they can be converted to cash within one week.

INFORMATION SOURCES

Fund information, including performance calculations and other data, is provided by J.P. Morgan Asset Management (the marketing name for the asset management businesses of

JPMorgan Chase & Co and its affiliates worldwide).

All data is as at the document date unless indicated otherwise.

© 2019 Morningstar. All Rights Reserved. The information contained herein: (1) is proprietary to Morningstar; (2) may not be copied or distributed; and (3) is not warranted to be accurate, complete or timely. Neither Morningstar nor its content providers are responsible for any damages or losses arising from any use of this information. The benchmark is for comparative purposes only unless specifically referenced in the Sub-Funds' Investment Objective and Policy.

REGIONAL CONTACT

JPMorgan Asset Management (UK) Limited
Registered address: 25 Bank Street, Canary Wharf, London E14 5JP, United Kingdom. Authorised and regulated by the Financial Conduct Authority. Registered in England No. 01161446.

ISSUER

JPMorgan Asset Management (Europe) S.à r.l., 6, route de Trèves, L-2633 Senningerberg, Luxembourg. B27900, corporate capital EUR 10,000,000.

DEFINITIONS

Weighted Average Maturity Weighted average maturity or WAM means the average length of time to legal maturity or, if shorter, to the next interest rate reset to a money market rate, of all of the underlying assets in the MMF reflecting the relative holdings in each asset.

Weighted Average Life Weighted average life or WAL means the average length of time to legal maturity of all of the underlying assets in the MMF reflecting the relative holdings in each asset.
Yields The 7-day yield reflects the performance of an investment in the Fund over the past seven

days, which is then annualised. The 30-day yield reflects the performance of an investment in the Fund over the past thirty days, which is then annualised. The "current" yields are annualised on a simple basis, and the "effective" yields are annualised on a compound basis. The yields of the

Funds fluctuate with market conditions such that an investor's annualised return may be more or less than the yields reported.
T+1/T+0 T+1 indicates next-day settlement of subscriptions and redemptions; T+0 indicates same-day settlement of subscriptions and redemptions.