

This factsheet is as at 28 May 2021 unless otherwise specified.
Past performance is not a reliable indicator of future results.

Xtrackers DAX UCITS ETF 1C

a sub fund of Xtrackers

At a Glance

- Direct investment in German equities
- Provides diversified exposure to the top 30 blue chip German stocks

DAX® Index

The DAX 30 index aims to reflect the performance of the following market:

- German blue chip companies listed in EUR on the FWB Frankfurt Stock Exchange
- 30 largest and most liquid companies
- Weighted by free-float adjusted market capitalisation
- Quarterly index review, largest component is capped at 10%

Additional information on the index, selection and weighting methodology is available at www.dax-indices.com

Fund information	
ISIN	LU0274211480
Share class currency	EUR
Fund Currency	EUR
Fund launch date	10 January 2007
Domicile	Luxembourg
Portfolio Methodology	Direct Replication
Sub-Portfolio Manager	DWS Investments UK Ltd
Investment Manager	DWS Investment GmbH
Custodian	State Street Bank International GmbH, Luxembourg Branch
All-in fee ¹	0.09% p.a.
Income treatment	Reinvestment
NAV per Share	EUR 148.52
Total Fund Assets	EUR 4.08 Billion
Total Shares Outstanding	27.45 Million
Reporting Fund	Yes
Annual security lending return ²	0.0156%

¹ Please see additional information / Glossary.

² Based on annual revenue from securities lending divided by average fund AuM over the past year or since the fund started securities lending (if less than one year ago)

Key Risks

- The Fund is not guaranteed and your investment is at risk. The value of your investment may go down as well as up.
- The value of an investment in shares will depend on a number of factors including, but not limited to, market and economic conditions, sector, geographical region and political events.
- The Fund is exposed to market movements in a single country or region which may be adversely affected by political or economic developments, government action or natural events that do not affect a fund investing in broader markets.

Cumulative performance figures						
	1 Month	3 Months	6 Months	1 Year	3 Years	Annualised Volatility
Share Class	2.39%	12.27%	16.38%	33.29%	21.52%	22.46%
Index	2.54%	12.58%	16.77%	33.94%	23.13%	22.37%
Tracking Difference	-0.15%	-0.31%	-0.39%	-0.66%	-1.60%	-
Tracking Error	0.25%	0.18%	0.14%	0.11%	0.12%	-

Rolling performance figures						
	5/16 - 5/17	5/17 - 5/18	5/18 - 5/19	5/19 - 5/20	5/20 - 5/21	Since launch
Share Class	22.36%	-0.52%	-7.41%	-1.53%	33.29%	5.84%
Index	22.92%	-0.08%	-6.97%	-1.19%	33.94%	6.16%
Tracking Difference	-0.56%	-0.44%	-0.45%	-0.33%	-0.66%	-
Tracking Error	0.13%	0.13%	0.14%	0.11%	0.11%	-

Calendar year performance figures						
	YTD	2020	2019	2018	2017	2016
Share Class	12.76%	3.08%	24.87%	-19.01%	12.56%	6.35%
Index	13.13%	3.55%	25.48%	-18.65%	13.06%	6.87%
Tracking Difference	-0.37%	-0.47%	-0.61%	-0.36%	-0.50%	-0.52%
Tracking Error	0.15%	0.13%	0.14%	0.13%	0.13%	0.16%

Listing and trading information						
Exchange	Bloomberg Ticker	Reuters RIC	Trading Currency	NSIN	Exchange Code (local)	Settlement
Xetra	XDAX GY	XDAX.DE	EUR	DBX1DA	DBXD	t+2
Chicago Board Options Exchange Europe	XDAXX IX	XDAXx.CHI	SEK	BJCWJD2	XDAX	t+2
London Stock Exchange	XDAX LN	XDAX.L	GBP	BYX5678	XDAX	t+2
SIX Swiss Exchange	XDAX SW	XDAX.S	CHF	2825575	XDAX	t+2
Stuttgart Stock Exchange	XDAX GS	XDAX.SG	EUR	DBX1DA	DBXD	t+2
Italian Stock Exchange	XDAX IM	XDAX.MI	EUR	-	XDAX	t+2



Source: DWS, Index Provider

Tracking Error and Tracking Difference calculations are reset on 24 February 2014 as a consequence to a change in replication methodology (Switch from Synthetic to Direct replication).

This factsheet is as at 28 May 2021 unless otherwise specified.
Past performance is not a reliable indicator of future results.

Top 10 ETF constituents		
Issuer	ISIN	Weight
LINDE PLC ORD	IE00BZ12WP82	10.35%
SAP SE ORD	DE0007164600	9.90%
SIEMENS ORD	DE0007236101	8.18%
ALLIANZ SE ORD	DE0008404005	7.60%
DAIMLER ORD	DE0007100000	5.31%
BASF SE ORD	DE000BASF111	5.25%
DEUTSCHE TELEKOM AG ORD	DE0005557508	4.63%
DEUTSCHE POST ORD	DE0005552004	4.57%
ADIDAS ORD	DE000A1EWWW0	4.45%
BAYER AG	DE000BAY0017	4.32%

ETF Fundamentals	
ETF PE Ratio (Forward)	14.84
ETF PE Ratio (Trailing)	18.36
Number of Securities in the Fund	30

Source: DWS

Index information	
Bloomberg Symbol	DAX
Index Type	Total Return Gross
Index Base Currency	EUR
Index Rebalance Frequency	Quarterly

Source: Index Provider

Further information on Xtrackers

DWS Investments UK Limited
 Winchester House
 1 Great Winchester Street
 London EC2N 2DB
 United Kingdom

Hotline: +44 (0)20 7547 1747
 Website: www.Xtrackers.com
 E-Mail: Xtrackers@dws.com

Additional Information

A Glossary of Terms is available at Xtrackers.com.

ETF performance is shown on NAV basis, net of fees and index replication costs. Index performance is calculated on a total return basis. Volatility is calculated since launch of the share class.

Key Risk Factors

Investments in funds involve numerous risks including, among others, general market risks, credit risks, foreign exchange risks, interest rate risks and liquidity risks. As such, the value of an investment in an Xtrackers ETF may go down as well as up and can result in losses, up to and including a total loss of the amount initially invested.

Movements in exchange rates can impact the value of your investment. If the currency of your country of residence is different from the currency in which the underlying investments of the fund are made, the value of your investment may increase or decrease subject to movements in exchange rates.

Disclaimer


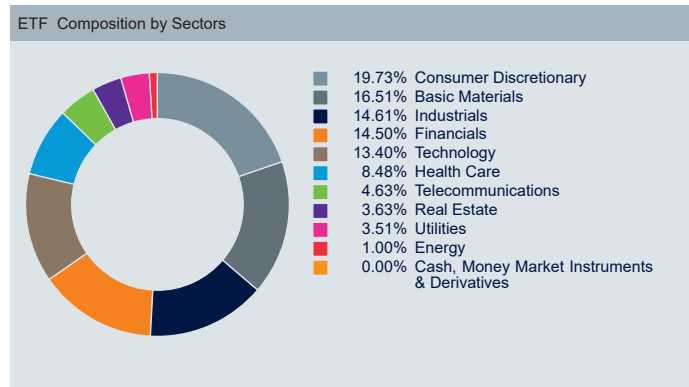

This document is intended for information purposes only and does not create any legally binding obligations on the part of DWS Group GmbH & Co. KGaA and/or its affiliates (DWS). This document has been prepared without consideration of the investment needs, objectives or financial circumstances of any investor. Without limitation, this document does not constitute an offer, an invitation to offer or a recommendation to enter into any transaction. Before making an investment decision, investors need to consider, with or without the assistance of an investment adviser, whether the investments and strategies described or provided by DWS are appropriate in light of their particular investment needs, objectives and financial circumstances. Information in this document has been obtained or derived from sources believed to be reliable and current. However, accuracy or completeness of the sources cannot be guaranteed. This document is not directed to, or intended for distribution to or use by, any person or entity who is a citizen or resident of or located in any locality, state, country or other jurisdiction, including the United States, where such distribution, publication, availability or use would be contrary to law or regulation or which would subject DWS to any registration or licensing requirement within such jurisdiction not currently met within such jurisdiction. Persons into whose possession this document may come are required to inform themselves of, and to observe, such restrictions. Xtrackers is an undertaking for collective investment in transferable securities (UCITS) in accordance with the applicable laws and regulations and set up as open-ended investment company with variable capital and segregated liability amongst its respective compartments. Xtrackers is incorporated in the Grand Duchy of Luxembourg, is registered with the Luxembourg Trade and Companies' Register under number B-119.899 and has its registered office at 49, avenue J.F. Kennedy, L-1855 Luxembourg. DWS Investment S.A. acts as the management company of Xtrackers. Any investment decision in relation to a fund should be based solely on the latest version of the prospectus, the audited annual and, if more recent, un-audited semi-annual reports and the Key Investor Information Document (KIID), all of which are available in English upon request to DWS Investment S.A., 2, Boulevard Konrad Adenauer, L-1115 Luxembourg or on www.Xtrackers.com. **PAST PERFORMANCE IS NO GUARANTEE OF FUTURE RESULTS.**
 © DWS Investments UK Limited, 2021. Authorised and regulated by the Financial Conduct Authority.

Index Disclaimer

DAX® Index is a registered trademark of Deutsche Börse AG. This financial instrument is neither sponsored nor promoted, distributed or in any other manner supported by Deutsche Börse AG (the "Licensor"). Neither the publication of the Index by the Licensor nor the granting of a license regarding the Index as well as the Index Trademark for the utilization in connection with the financial instrument or other securities or financial products, which derived from the Index, represents a recommendation by the Licensor for a capital investment or contains in any manner a warranty or opinion by the Licensor with respect to the attractiveness on an investment in this product.

DAX UCITS ETF

Source: DWS
 Figures may not always add up to 100.00% due to rounding



THINK ETF. THINK X.