



# BNY Mellon Oriental Fund

**INVESTMENT MANAGER**

Newton Investment Management: Newton pursues a distinctive global thematic investment approach and provides added value from extensive proprietary research.

**GENERAL INFORMATION**

Total net assets (million)	£ 82.81
Historic yield (%)	0.00
Active Share (%)	77.60
Performance Benchmark	FTSE AW Asia Pacific ex Japan TR
IA Sector	Asia Pacific Ex Japan
Lipper sector	Lipper Global - Equity Asia Pac Ex Jap
Fund type	ICVC
Fund domicile	UK
Fund manager	Robert Marshall-Lee
Alternate	Sophia Whitbread / Naomi Waistell
Base currency	GBP
Currencies available	GBP, EUR
Fund launch	30 Nov 1990
Distribution dates	31 Oct

**INSTITUTIONAL SHARES W (ACC.) SHARE****CLASS DETAILS**

Inception date	04 Sep 2012
Min. initial investment	£ 10,000,000
ISIN	GB00B8GJF672
Bloomberg	NEWORWA
Sedol	B8GJF67
Registered for sale in:	CL, GB

**DEALING**

09:00 to 17:00 each business day  
Valuation point: 12:00 London time

**INSTITUTIONAL SHARES W (ACC.) COSTS AND CHARGES (%)**

Ongoing Costs	0.96
Management fee	0.75
Other costs & charges	0.21
Transaction costs ex ante	0.21

**FUND STATISTICS - 3 YEARS**

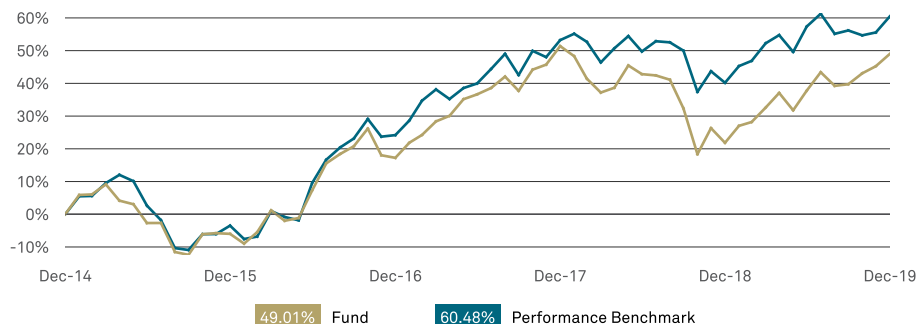
Jensen Alpha	-0.04
Beta	0.99
Correlation	0.86
Annualised Information Ratio	-0.08
Annualised Sharpe Ratio	0.57
Annualised Tracking Error	6.53
R <sup>2</sup>	0.75
Annualised Standard Deviation	12.58
Maximum Drawdown	-21.81
VaR Normal 95%	-5.32

**INVESTMENT OBJECTIVE**

The Fund aims to achieve capital growth over the long term (5 years or more).

**PERFORMANCE DISCLOSURE**

Past performance is not a guide to future performance. The value of investments can fall. Investors may not get back the amount invested. Income from investments may vary and is not guaranteed.

**5 YEAR CUMULATIVE PERFORMANCE (%)****PERFORMANCE SUMMARY (%)**

					Annualised		
	1M	3M	YTD	1YR	2YR	3YR	5YR
Institutional Shares W (Acc.)	2.59	6.64	22.29	22.29	-0.79	8.32	8.30
Sterling Income Shares	2.52	6.43	21.30	21.30	-1.59	7.44	7.42
Institutional Shares (Accumulation) GBP	2.57	6.58	21.99	21.99	-1.03	8.06	8.04
Performance Benchmark	3.16	2.76	14.48	14.48	2.34	8.92	9.92
Sector	2.62	1.96	15.64	15.64	2.61	9.48	10.01
No. of funds in sector	69	69	68	68	67	66	62
Quartile Institutional Shares W (Accumulation)	3	1	1	1	4	3	4

	2015	2016	2017	2018	2019
Fund	-5.99	24.70	29.12	-19.51	22.29
Performance Benchmark	-3.48	28.66	23.37	-8.51	14.48
Sector	-2.99	26.59	24.64	-8.95	15.64

**ANNUAL PERFORMANCE TO LAST QUARTER END (%)**

From	Dec 2014	Dec 2015	Dec 2016	Dec 2017	Dec 2018
To	Dec 2015	Dec 2016	Dec 2017	Dec 2018	Dec 2019
Fund	-5.99	24.70	29.12	-19.51	22.29

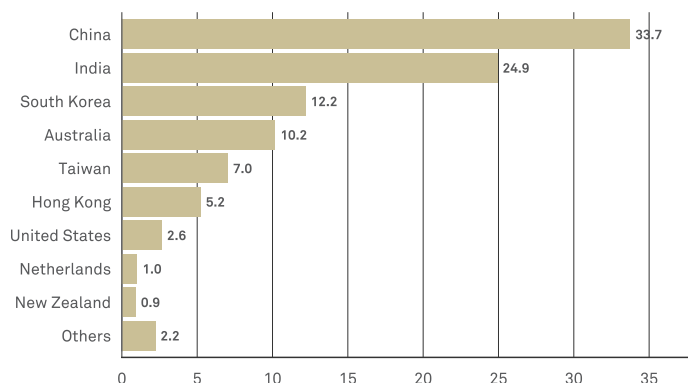
Source for all performance: Lipper as at 31 December 2019. Fund Performance for the Institutional Shares W (Accumulation) calculated as total return, including reinvested income net of UK tax and charges, based on net asset value. All figures are in GBP terms. The impact of an initial charge (currently not applied) can be material on the performance of your investment. Further information is available upon request.

Effective 10 June 2019, the Fund name changed from Newton Oriental Fund to BNY Mellon Oriental Fund. The Sub-Fund is managed without benchmark-related constraints. The Sub-Fund uses the FTSE Asia Pacific ex Japan Index as a point of reference (comparator) against which the ACD (Authorised Corporate Director) invites Shareholders to compare the Sub-Fund's performance. The ACD considers this index to be an appropriate comparator because it includes a broad representation of the asset class, sectors and geographical areas in which the Sub-Fund predominantly invests.

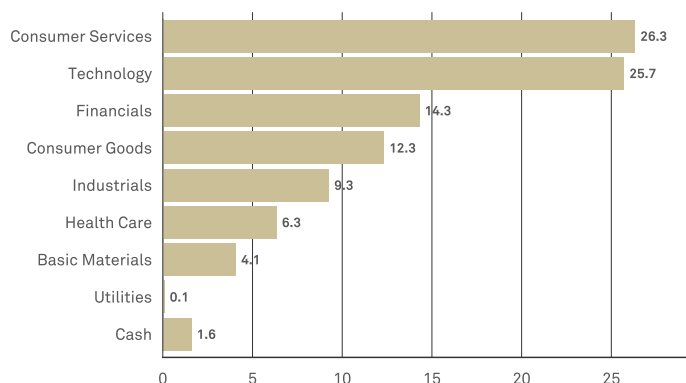
	Ongoing charge	ISIN	Sedol	Min. initial investment
Institutional Shares (Accumulation) GBP	1.17%	GB00B0703363	B070336	£ 250,000
Sterling Income Shares	1.74%	GB0006781289	678128	£ 1,000

Ongoing costs are taken from the latest EMT file, ongoing charge is taken from the latest KIID.

**GEOGRAPHICAL ALLOCATION (%)**



**INDUSTRIAL ALLOCATION (%)**



**TOP 10 HOLDINGS (%)**

	Fund
Alibaba Group Holding Ltd	7.4
Taiwan Semiconductor Manufacturing	7.0
Tencent Holdings Ltd	6.5
Samsung SDI Co Ltd	6.4
New Oriental Education & Tech	6.4
AIA Group Ltd	5.2
Housing Development Finance	4.8
CSL Ltd	4.1
Autohome Inc	4.0
Maruti Suzuki India Ltd	3.5

**ACTIVE MONEY (%)**

Top overweight	Fund	Perf. B'mark
Consumer Services	26.3	12.8
Technology	25.7	18.9
Consumer Goods	12.3	8.0
Health Care	6.3	4.4

**ACTIVE MONEY (%)**

Top underweight	Fund	Perf. B'mark
Financials	14.3	30.7
Oil & Gas	0.0	4.5
Telecommunications	0.0	2.8
Utilities	0.1	2.7
Basic Materials	4.1	5.8

Source: BNY Mellon Investment Management EMEA Limited

**IMPORTANT INFORMATION**

**For Professional Clients only. This is a financial promotion and is not investment advice. For a full list of risks applicable to this fund, please refer to the Prospectus. Before subscribing, investors should read the most recent Prospectus and KIID for each fund in which they want to invest. Go to [www.bnymellonim.com](http://www.bnymellonim.com). The Prospectus and KIID are available in English and in an official language of the jurisdictions in which the Fund is registered for public sale.** Portfolio holdings are subject to change, for information only and are not investment recommendations. Calls may be recorded. For more information visit our Privacy Policy at [www.bnymellonim.com](http://www.bnymellonim.com). BNY Mellon is the corporate brand of The Bank of New York Mellon Corporation and its subsidiaries. Investments should not be regarded as short-term and should normally be held for at least five years. The Fund is a sub-fund of BNY Mellon Investment Funds, an open-ended investment company with variable capital (ICVC) with limited liability between sub-funds. Incorporated in England and Wales: registered number IC27. The Authorised Corporate Director (ACD) is BNY Mellon Fund Managers Limited (BNY MFM), incorporated in England and Wales: No. 1998251. Registered address: BNY Mellon Centre, 160 Queen Victoria Street, London EC4V 4LA. Authorised and regulated by the Financial Conduct Authority. Issued in the UK by BNY Mellon Investment Management EMEA Limited, BNY Mellon Centre, 160 Queen Victoria Street, London EC4V 4LA. Registered in England No. 1118580. Authorised and regulated by the Financial Conduct Authority.

Newton is a member of the IA.

MIS0015-290220

Issued on 08/01/2020