



Xtrackers MSCI World Financials UCITS ETF 1C

a sub fund of Xtrackers (IE) Plc

- Direct investment in Global Equities
- Provides diversified exposure to global developed market equities that are constituent members of the MSCI World Index and part of the Financials sector
- Sector Specific Exposure

Important Information: On 15 April 2016 db x-trackers MSCI World Financials Index UCITS ETF (a sub-fund of the Luxembourg domiciled db x-trackers SICAV) merged into db x-trackers MSCI World Financials Index UCITS ETF (DR) (a sub-fund of the Irish domiciled Concept Fund Solutions plc). Both ETFs had a comparable investment policy and risk profile. Performance reported prior to 15 April 2016 relates to the db x-trackers MSCI World Financials Index UCITS ETF (the now closed Luxembourg domiciled sub-fund).

Fund information	
Fund name	Xtrackers MSCI World Financials UCITS ETF
ISIN	IE00BM67HL84
UCITS compliant	Yes
Share class currency	USD
Investment Methodology	Direct Replication
Portfolio Structure	Optimised Sampling*
Fund launch date	04 March 2016 (Launch date of merged sub-fund: 22 November 2010)
Share class launch date	04 March 2016 (Launch date of merged sub-fund: 22 November 2010)
All-in fee*	0.30% p.a.
Financial year end	31 December
Income treatment	Reinvestment
NAV per Share	USD 18.02 (30 August 2019)
Total Fund Assets	USD 120,087,539.75 (30 August 2019)
Reporting Fund	Yes

* ETF invests in all or in a representative sample of securities of the underlying index.
Please see the glossary for more details of All-in fee

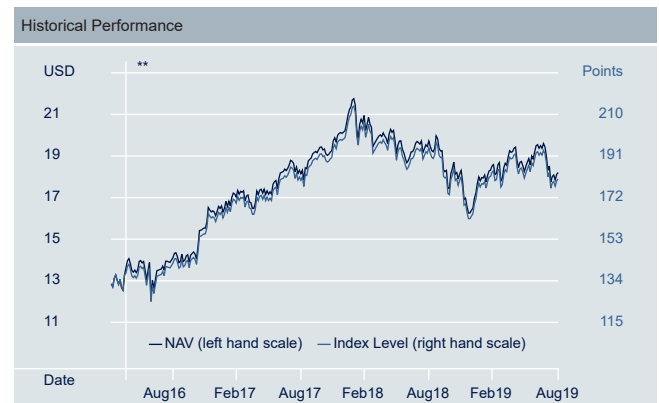
Key Risks

- The Fund is not guaranteed and your investment is at risk. The value of your investment may go down as well as up.
- The value of an investment in shares will depend on a number of factors including, but not limited to, market and economic conditions, sector, geographical region and political events.
- The Fund has a focus on a single or narrow range of industry, sector or types of companies and performance may not reflect a rise in broader markets.

Historical Performance Figures as of 30 August 2019						
	8/14 - 8/15	8/15 - 8/16	8/16 - 8/17	8/17 - 8/18	8/18 - 8/19	Since launch
Index	-4.94%	-0.57%	26.39%	6.53%	-6.16%	75.49%
Share Class**	-5.26%	1.12%	26.23%	6.48%	-6.15%	75.15%

Source: DWS, Index Provider; as of 30 August 2019

Past performance is not a reliable indicator of future results.
Index performance calculated on a total return basis.



Source: DWS, Index Provider; as of 30 August 2019

Past performance is not a reliable indicator of future results. Whenever NAV and index levels exactly match the NAV line only will show.

ETF performance calculation includes reinvested dividends.

**See important information on page 1.

MSCI World Financials TRN Index

The MSCI World Financials index aims to reflect the performance of the following market:

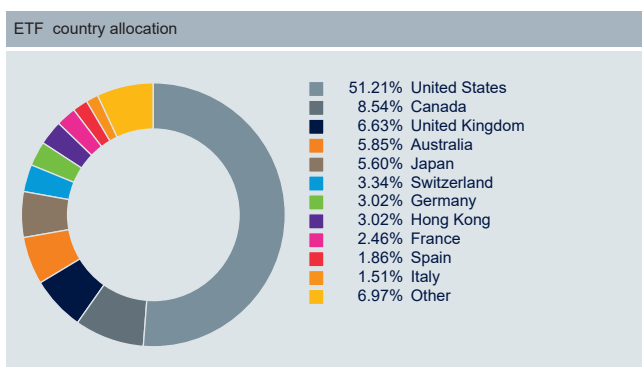
- Large and mid-cap companies from global developed markets part of the Financials sector as classified by GICS
- Weighted by free-float adjusted market capitalisation
- Reviewed on a quarterly basis

Additional information on the index, selection and weighting methodology is available at www.msci.com

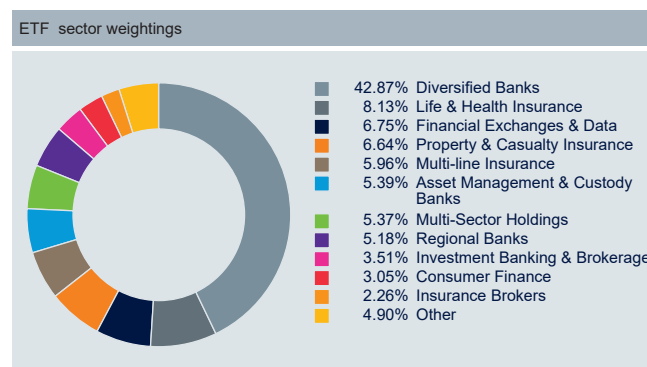
Listing and trading information							
Exchange	NSIN	Exchange Code (local)	Trading Currency	Trading Hours (Local Time)	Settlement	Bloomberg Ticker	Reuters RIC
Xetra	A113FE	XDWF	EUR	09:00 - 17:30	t+2	XDWF GY	XDWF.DE
London Stock Exchange	BDGSV83	XDWF	USD	09:00 - 17:30	t+2	XDWF LN	XDWF.L
Italian Stock Exchange	-	XDWF	EUR	09:00 - 17:30	t+2	XDWF IM	XDWF.MI
BX Berne eXchange	31660574	XDWF	CHF	09:00 - 17:30	t+2	XDWF BW	XDWF.BN

Index information	
Index Provider	MSCI Inc.
Index Type	Total Return Net
Number of Index constituents	251
Countries in Index	21
Dividend Yield	3.42%
PE Ratio	-
Market Capitalisation	USD 6,156.01 Billion
Index Reuters RIC	.dMIWO0FN00NUS
Index Bloomberg ticker	NDWUFNCL
Index Base Currency	USD

Source: Index Provider; as of 30 August 2019



Source: DWS; as of 30 August 2019



Source: DWS; as of 30 August 2019

Top 10 ETF constituents	
JPMORGAN CHASE ORD	5.69%
BERKSHIRE HATHWAY CL B ORD	4.22%
BK OF AMERICA CO ORD	3.97%
WELLS FARGO ORD	3.17%
CITIGROUP ORD	2.37%
HSBC HOLDINGS ORD	2.37%
AIA ORD	1.91%
ROYAL BK CANADA ORD	1.75%
TORONTO DOMINION ORD	1.62%
COMMONWEALTH BANK OF AUSTRALIA ORD	1.53%

Source: DWS; as of 30 August 2019

Registrations for public distribution

Austria	Ireland	Spain
Denmark	Italy	Sweden
Finland	Luxembourg	Switzerland
France	Netherlands	United Kingdom
Germany	Norway	

Further information on Xtrackers

DWS Investments UK Limited
Winchester House
1 Great Winchester Street
London EC2N 2DB
United Kingdom

Hotline: +44 (0)20 7547 1747
Website: www.Xtrackers.com
E-Mail: Xtrackers@dws.com

Glossary

Please find the Glossary of terms at etf.dws.com

Key Risk Factors

An investment in an Xtrackers ETF may not be suitable for all investors. Past performance is not a reliable indicator of future results. Investments in funds involve numerous risks including, among others, general market risks, credit risks, foreign exchange risks, interest rate risks and liquidity risks. As such, the value of an investment in an Xtrackers ETF may go down as well as up and can result in losses, up and including a total loss of the amount initially invested.

Investors should be aware that DWS Investments UK Limited, any of its parents or any of its or its parents subsidiaries or affiliates (together referred to as DWS) may from time to time own interests in the Fund which may represent a significant amount or proportion of the overall investor holdings in the Fund. Investors should consider what possible impact such holdings, or any disposal thereof, may have on them.

Disclaimer

Xtrackers (IE) Plc is an undertaking for collective investment in transferable securities (UCITS) in accordance with the applicable laws and regulations and set up as open-ended investment company with variable capital and segregated liability amongst its respective compartments.

© DWS Investments UK Limited, 2019. All information as of 30 August 2019 unless otherwise stated.

Index Disclaimer

The funds or securities referred to herein are not sponsored, endorsed, or promoted by MSCI, and MSCI bears no liability with respect to any such funds or securities or any index on which such funds or securities are based. The Prospectus of Xtrackers MSCI World Financials UCITS ETF contains a more detailed description of the limited relationship MSCI has with Xtrackers and any related funds.