



Xtrackers MSCI World UCITS ETF 1C

a sub fund of Xtrackers (IE) Plc

- Direct investment in Global Equities
- Provides diversified exposure to large and mid-cap equities from the global developed equity market, with 85% market representation
- Covers over 20 developed market countries

Fund information	
Fund name	Xtrackers MSCI World UCITS ETF
ISIN	IE00BJ0KDQ92
UCITS compliant	Yes
Share class currency	USD
Investment Methodology	Direct Replication
Portfolio Structure	Optimised Sampling*
Fund launch date	22 July 2014
Share class launch date	22 July 2014
All-in fee*	0.19% p.a.
Financial year end	31 December
Income treatment	Reinvestment
NAV per Share	USD 63.64 (31 July 2019)
Total Fund Assets	USD 5,069,491,591.01 (31 July 2019)
Reporting Fund	Yes

* ETF invests in all or in a representative sample of securities of the underlying index.
Please see the glossary for more details of All-in fee

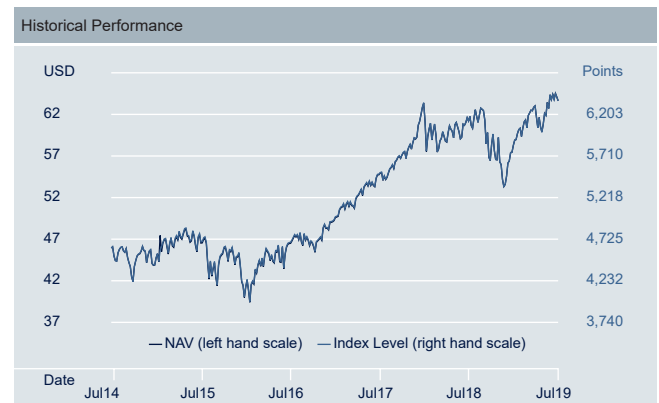
Historical Performance Figures as of 31 July 2019						
	7/14 - 7/15	7/15 - 7/16	7/16 - 7/17	7/17 - 7/18	7/18 - 7/19	Since launch
Index	4.92%	-0.46%	16.12%	11.88%	3.62%	37.70%
Share Class	4.54%	-0.35%	16.25%	11.99%	3.68%	37.73%

Source: DWS, Index Provider; as of 31 July 2019

Past performance is not a reliable indicator of future results.
Index performance calculated on a total return basis.

Key Risks

- The Fund is not guaranteed and your investment is at risk. The value of your investment may go down as well as up.
- The value of an investment in shares will depend on a number of factors including, but not limited to, market and economic conditions, sector, geographical region and political events.



Source: DWS, Index Provider; as of 31 July 2019

Past performance is not a reliable indicator of future results. Whenever NAV and index levels exactly match the NAV line only will show.

ETF performance calculation includes reinvested dividends.

MSCI World Index TRN Index

The MSCI World index aims to reflect the performance of the following market:

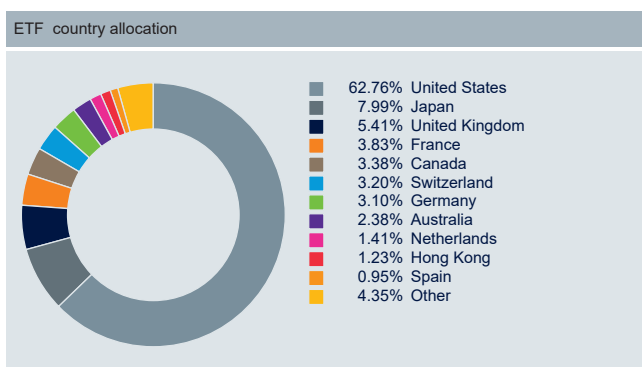
- Large and mid-cap companies from global developed markets
- Covers approximately 85% of free-float market capitalisation
- Weighted by free-float adjusted market capitalisation
- Reviewed on a quarterly basis

Additional information on the index, selection and weighting methodology is available at www.msci.com

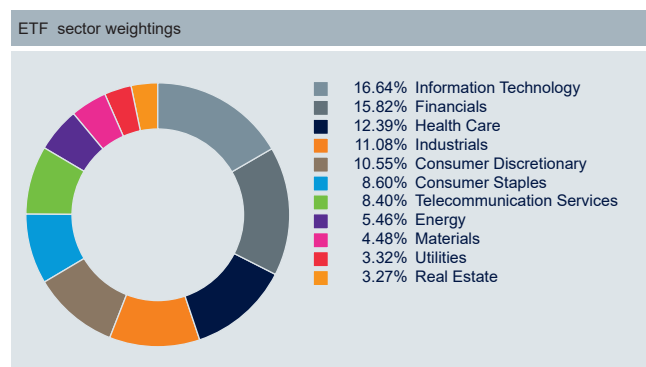
Listing and trading information							
Exchange	NSIN	Exchange Code (local)	Trading Currency	Trading Hours (Local Time)	Settlement	Bloomberg Ticker	Reuters RIC
Xetra	A1XB5U	XDWD	EUR	09:00 - 17:30	t+2	XDWD GY	XDWD.DE
London Stock Exchange	BP410F8	XWLD	GBp	09:00 - 17:30	t+2	XWLD LN	XWLD.L
SIX Swiss Exchange	24869934	XDWD	USD	09:00 - 17:30	t+2	XDWD SW	XDWD.S
London Stock Exchange	BJ0KDQ9	XDWD	USD	09:00 - 17:30	t+2	XDWD LN	XDWD.L
Italian Stock Exchange	-	XDWD	EUR	09:00 - 17:30	t+2	XDWD IM	XDWD.MI
Stockholm Stock Exchange	-	XDWD	SEK	09:00 - 17:30	t+2	XDWD SS	XDWD.ST

Index information	
Index Provider	MSCI Inc.
Index Type	Total Return Net
Number of Index constituents	1,651
Countries in Index	28
Dividend Yield	2.34%
PE Ratio	18.42
Market Capitalisation	-
Index Reuters RIC	.dMIWO00000NUS
Index Bloomberg ticker	NDDUWI
Index Base Currency	USD

Source: Index Provider; as of 31 July 2019



Source: DWS; as of 31 July 2019



Source: DWS; as of 31 July 2019

Top 10 ETF constituents	
APPLE ORD	2.42%
MICROSOFT-T ORD	2.39%
AMAZON.COM INC ORD	1.88%
FACEBOOK CL A ORD	1.12%
Alphabet Inc	0.92%
JPMORGAN CHASE ORD	0.91%
Alphabet Inc A	0.88%
JOHNSON&JOHNSON ORD	0.83%
NESTLE SA ORD	0.79%
EXXON ORD	0.76%

Source: DWS; as of 31 July 2019

Registrations for public distribution

Austria	Ireland	Spain
Denmark	Italy	Sweden
Finland	Luxembourg	Switzerland
France	Netherlands	United Kingdom
Germany	Norway	

Further information on Xtrackers

DWS Investments UK Limited
Winchester House
1 Great Winchester Street
London EC2N 2DB
United Kingdom

Hotline: +44 (0)20 7547 1747
Website: www.Xtrackers.com
E-Mail: Xtrackers@dws.com

Glossary

Please find the Glossary of terms at etf.dws.com

Key Risk Factors

An investment in an Xtrackers ETF may not be suitable for all investors. Past performance is not a reliable indicator of future results. Investments in funds involve numerous risks including, among others, general market risks, credit risks, foreign exchange risks, interest rate risks and liquidity risks. As such, the value of an investment in an Xtrackers ETF may go down as well as up and can result in losses, up and including a total loss of the amount initially invested. Investors should be aware that DWS Investments UK Limited, any of its parents or any of its or its parents subsidiaries or affiliates (together referred to as DWS) may from time to time own interests in the Fund which may represent a significant amount or proportion of the overall investor holdings in the Fund. Investors should consider what possible impact such holdings, or any disposal thereof, may have on them.

Disclaimer

Xtrackers (IE) Plc is an undertaking for collective investment in transferable securities (UCITS) in accordance with the applicable laws and regulations and set up as open-ended investment company with variable capital and segregated liability amongst its respective compartments.

© DWS Investments UK Limited, 2019. All information as of 31 July 2019 unless otherwise stated.

Index Disclaimer

The funds or securities referred to herein are not sponsored, endorsed, or promoted by MSCI, and MSCI bears no liability with respect to any such funds or securities or any index on which such funds or securities are based. The Prospectus of Xtrackers MSCI World UCITS ETF contains a more detailed description of the limited relationship MSCI has with Xtrackers and any related funds.