

UK RETAIL FUNDS

BlackRock Global Multi Asset Income Fund Class D

ACCU GBP

APRIL 2019 FACTSHEET

Unless otherwise stated, Performance, Portfolio Breakdowns and Net Asset information as at: 30-Apr-2019. All other data as at 14-May-2019.

For Investors in the UK. Investors should read the Key Investor Information Document and Prospectus prior to investing.

FUND OVERVIEW

The Fund aims to generate an above average level of income on your investment as well as maintain long term capital growth. The Fund invests globally in equity securities (e.g. shares), fixed income securities (such as bonds), funds, cash, deposits and money market instruments (i.e. debt securities with short term maturities). The Fund's investments may be issued by governments, government agencies, companies and supranationals (e.g. the International Bank for Reconstruction and Development). These may include securities with a relatively low credit rating or which are unrated.

GROWTH OF HYPOTHETICAL 10,000 GBP



Unit Class and Benchmark performance displayed in British Pound. Source: BlackRock. Performance is shown on a bid to bid price basis, with net income reinvested, net of fees. Past performance is not a guide to future performance.

During this period the performance of the BlackRock Global Multi Asset Income Fund was achieved under circumstances that no longer apply. The Fund was previously known as Blackrock Balanced Income Portfolio Fund. On 12 January 2015, the Fund adopted its present name and in addition changed its investment objective and policy. Performance achieved prior to 12th January 2015 is not representative of the current investment strategy.

12 MONTH PERFORMANCE PERIODS - TO LAST QUARTER END

	31/3/2014- 31/3/2015	31/3/2015- 31/3/2016	31/3/2016- 31/3/2017	31/3/2017- 31/3/2018	31/3/2018- 31/3/2019	2018 Calendar Year
Share Class	7.02%	-1.78%	10.42%	2.20%	3.09%	-6.02%

The figures shown relate to past performance. Past performance is not a reliable indicator of current or future results and should not be the sole factor of consideration when selecting a product or strategy. Unit Class performance is calculated using bid prices, with income reinvested, in British Pound, net of fees. Source: BlackRock.

CUMULATIVE & ANNUALISED PERFORMANCE

	Cumulative (%)				Annualised (% p.a.)			
	1m	3m	6m	YTD	1 Year	3 Years	5 Years	Since Inception
Share Class	1.23%	4.33%	4.20%	7.94%	3.85%	5.12%	4.54%	5.20%

The figures shown relate to past performance. Past performance is not a reliable indicator of current or future performance and should not be the sole factor of consideration when selecting a product or strategy. Share Class and Benchmark performance displayed in GBP, hedged fund benchmark performance is displayed in GBP. Performance is shown on a Net Asset Value (NAV) basis, with gross income reinvested where applicable. The return of your investment may increase or decrease as a result of currency fluctuations if your investment is made in a currency other than that used in the past performance calculation. Source: BlackRock

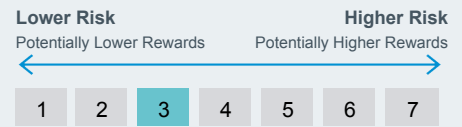
Key Risks: The value of your investment and the income from it will vary and your initial investment amount is not guaranteed.

(Continued on page 2)

BLACKROCK®

Capital at risk. All financial investments involve an element of risk. Therefore, the value of your investment and the income from it will vary and your initial investment amount cannot be guaranteed.

SYNTHETIC RISK & REWARD INDICATOR (SRRI)



KEY FACTS

Asset Class	Multi Asset
I/A Sector	Mixed Investment 20-60% Shares
Morningstar Category	GBP Moderate Allocation
Fund Launch Date	12-Aug-1994
Unit Class Launch Date	10-Oct-2012
Fund Base Currency	GBP
Share Class Currency	GBP
Total Fund Size (M)	55.51 GBP
Domicile	United Kingdom
Fund Type	UCITS
ISIN	GB00B8C0VJ97
Bloomberg Ticker	BRBIPDA
Distribution Type	None
Minimum Initial Investment	100,000 GBP

PORTFOLIO MANAGER(S)


Michael Fredericks
Justin Christofel
Alex Shingler

TOP HOLDINGS (%)

BGF ASIAN TIGER BOND FUND X3 USD	3.86
ISHARES \$ CORPORATE BOND UCITS ETF	2.73
ISHARES \$ HIGH YIELD CRP BND ETF \$	2.65
MORGAN STANLEY 5.85 12/31/2049	0.91
BANK OF NEW YORK MELLON CORP/THE	
4.625 12/31/2049	0.81
CSC HOLDINGS LLC 5.25 06/01/2024	0.76
CLEAR CHANNEL WORLDWIDE HOLDINGS I	
6.5 11/15/2022	0.74
TELUS CORP	0.72
ROGERS COMMUNICATIONS NON-VOTING I	0.71
STATE STREET CORP 3.61088 06/15/2037	0.71
Total of Portfolio	14.60

Holdings subject to change

RATINGS



Key Risks Continued: Two main risks related to fixed income investing are interest rate risk and credit risk. Typically, when interest rates rise, there is a corresponding decline in the market value of bonds. Credit risk refers to the possibility that the issuer of the bond will not be able to repay the principal and make interest payments. The Fund invests in fixed interest securities issued by companies. There is a risk of default where the issuing company may not pay income or repay capital to the Fund when due. Some or all of the Manager's annual charge for the Fund is taken from capital rather than from income. This increases the income, but reduces the potential for capital growth. The Fund uses derivatives as part of its investment strategy. Compared to a fund which only invests in traditional instruments such as stocks and bonds, derivatives are potentially subject to a higher level of risk.

PORTFOLIO CHARACTERISTICS

Price to Book Ratio	1.62x
Price to Earnings (TTM) Ratio	14.25x
Yield to Worst (%)	7.55
Standard Deviation	-

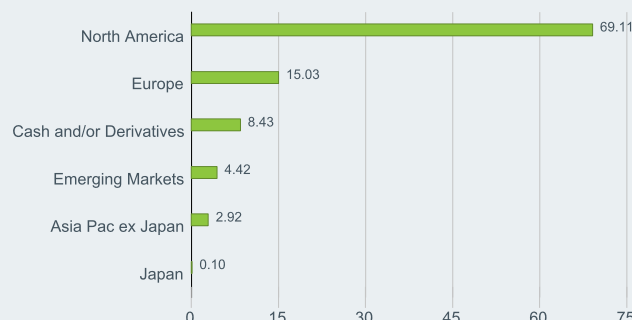
FEES AND CHARGES

Max Initial Charge	0.00%
Exit Fee	0.00%
Ongoing Charge	1.00%
Performance Fee	0.00%

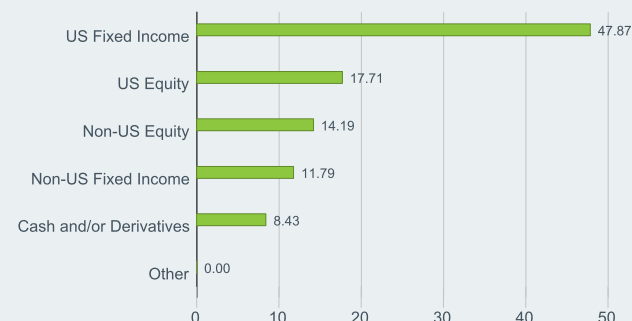
DEALING INFORMATION

Settlement	Trade Date + 3 days
Dealing Frequency	Daily, forward pricing basis

REGIONAL EXPOSURE (%)



ASSET TYPE BREAKDOWN (%)



Allocations subject to change.

GLOSSARY

Ongoing Charge: is a figure representing all annual charges and other payments taken from the fund.

Price to Book Ratio: represents the ratio of the current closing price of the share to the latest quarter's book value per share.

Price to Earnings (TTM) Ratio: represents the ratio of the market price per share of a company to the company's earnings per share for a twelve-month period (usually the last 12 months or trailing twelve months (TTM)).

Quartile Rank: categorises a fund into four equal bands based on their performance over a specified period within the relevant Morningstar's sector. The top or first quartile contains the top 25% of funds, through to the bottom or 4th quartile which contains the bottom 25% of funds.

SRRI: is a value based on the volatility of the fund, which gives an indication of the overall risk and reward profile of the Fund.

Nominal Weighted Average Life (WAL): A bond's maturity is the length of time until the principal amount of the bond is to be repaid. WAL of the fund is calculated as the average of the underlying bonds' maturities, adjusted to take account of their relative weight (size) within the fund.

Yield To Worst: The lowest potential yield that can be received on a bond without the issuer actually defaulting. The yield to worst is calculated by making worst-case scenario assumptions on the issue by calculating the returns that would be received if provisions are used by the issuer.

Standard Deviation: Standard deviation is applied to the annual rate of return of an investment to measure the investment's volatility. Standard deviation is also known as historical volatility and is used by investors as a gauge for the amount of expected volatility.

Performance Fee: is charged on any returns that, subject to a High Water Mark, the Fund achieves above its performance fee benchmark. Please refer to the Prospectus for further information.

0800 44 55 22

enquiry@ukclientservices.blackrock.co.uk

IMPORTANT INFORMATION:

BlackRock have not considered the suitability of this investment against your individual needs and risk tolerance. To ensure you understand whether our product is suitable, please read the Key Investor Information Document. Any decision to invest must be based solely on the information contained in the Company's Prospectus, Key Investor Information Document and the latest half-yearly report and unaudited accounts and/or annual report and audited accounts. Investors should read the fund specific risks in the Key Investor Information Document and the Company's Prospectus. We strongly recommend you seek independent professional advice prior to investing. If, after reading this factsheet, you have any questions or would like any additional information please contact your financial adviser or speak to our Investor Services Team on 0800 445522.

Issued by BlackRock Investment Management (UK) Limited (authorised and regulated by the Financial Conduct Authority). Registered office: 12 Throgmorton Avenue, London, EC2N 2DL. Registered in England No. 2020394. Tel: 020 7743 3000. For your protection, telephone calls are usually recorded. BlackRock is a trading name of BlackRock Investment Management (UK) Limited. © 2019 BlackRock, Inc. All Rights reserved. BLACKROCK, BLACKROCK SOLUTIONS, iSHARES, SO WHAT DO I DO WITH MY MONEY, INVESTING FOR A NEW WORLD, and BUILT FOR THESE TIMES are registered and unregistered trademarks of BlackRock, Inc. or its subsidiaries in the United States and elsewhere. All other trademarks are those of their respective owners.

BLACKROCK®