

Marlborough Multi Cap Income (Class P Acc [GBP])

June 2018

Benchmark

Benchmark Mstar (IA) UK Equity Income
IA sector UK Equity Income

Identification Codes

Sedol code B907VX3
Mex code FMOCLT
ISIN code GB00B907VX32

Fund Overview

Price Bid 218.25p
Offer 218.25p (01/06/2018)
Historic yield 4.16%
Fund size £1652.9m
Number of holdings 135
Portfolio turnover rate 67.56%

Charges

Initial charge 1.00%
Exit charge None
Performance fees No
Ongoing Charges 0.79%

Fund Background

Valuation point Daily 12:00
Fund type OEIC
Launch date 31/12/2012
Launch price £1.00
Fund currency Pound Sterling
Fund domicile United Kingdom
NISA allowable? Yes
SIPP allowable? Yes

Dealing

Settlement period: buy 4 days
Settlement period: sell 4 days
Pricing basis Forward

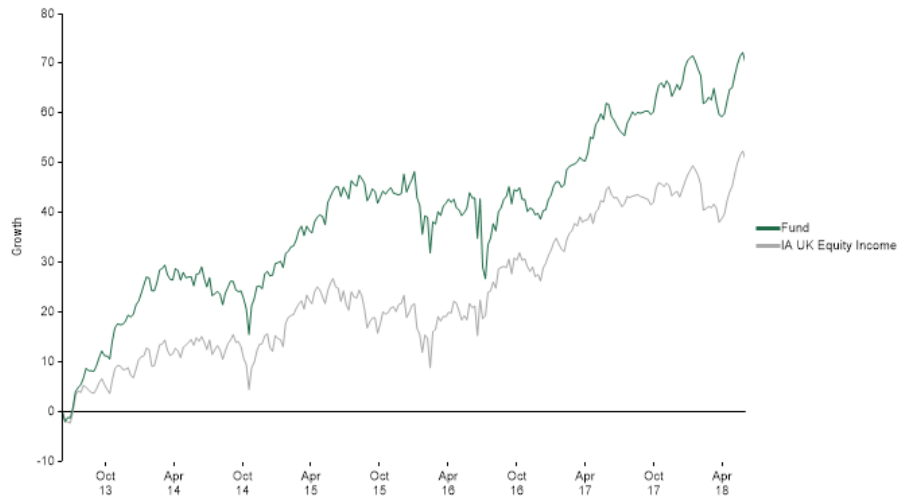
Distribution Dates

Ex dividend date(s)	Income payment date (s)
31st July	30th September
31st January	31st March

Aims

The investment objective of the Fund is to seek to generate an attractive and growing level of dividend income in addition to long term capital growth by investing in a diversified portfolio of equities predominantly listed in the UK.

Performance



Cumulative Performance (%)

	1 year	3 years	5 years	10 years
Fund	5.24%	17.41%	68.31%	-
Sector	3.88%	18.69%	47.54%	102.49%
Rank	29/86	51/80	6/78	-
Quartile	2	3	1	-

Discrete Performance (%) - to last month end

	05/17 to 05/18	05/16 to 05/17	05/15 to 05/16	05/14 to 05/15	05/13 to 05/14
Fund	5.24%	12.39%	-0.73%	13.37%	26.45%

Fund Managers



Name: Siddarth Chand Lall
Manager for: 6 yrs, 11 mths

Ratings

Morningstar Rating



ELITE RATED
by FundCalibre.com

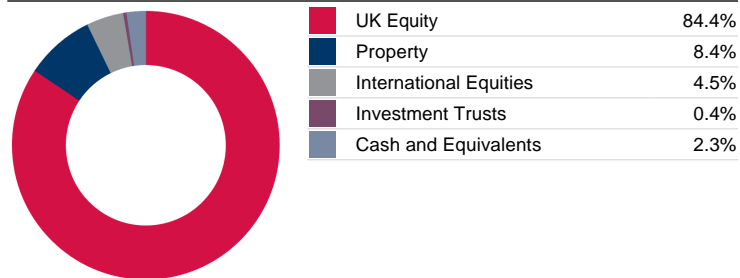
Group Details

Group address Marlborough House, 59 Chorley New Road, Bolton, BL1 4QP
Group telephone 0808 145 2500
Dealing telephone 0808 145 2501
Email enquiries@marlboroughfunds.com
Homepage www.marlboroughfunds.com
Fax number 01204 533045

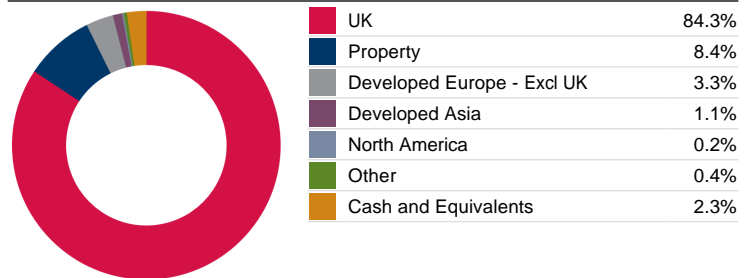
Top 10 Holdings

Name	% Weight	Country	Sector
1 Intermediate Capital Group	2.9	United Kingdom	Financials
2 Polar Capital Holdings	2.8	United Kingdom	Financials
3 Smith (DS)	2.4	United Kingdom	Industrials
4 WH Smith	2.1	United Kingdom	Consumer Services
5 Big Yellow Group	2.1	Direct Property and REITs	Financials
6 Pennon Group	2.0	United Kingdom	Utilities
7 RPC Group	1.9	United Kingdom	Industrials
8 Central Asia Metals	1.9	United Kingdom	Basic Materials
9 Hill & Smith Holdings PLC,	1.9	United Kingdom	Industrials
10 Phoenix Group Holdings	1.8	United Kingdom	Financials

Asset Allocation



Regional Allocation



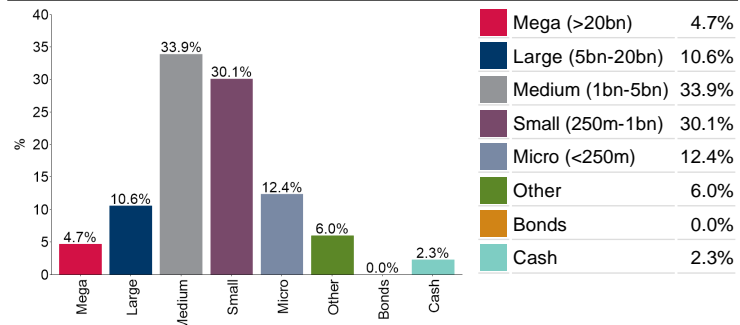
Industry Sector Breakdown

Equities	%
Financials	32.9%
Industrials	24.7%
Consumer Services	11.8%
Consumer Goods	8.6%
Utilities	5.5%
Basic Materials	4.2%
Oil and Gas	3.7%
Telecommunications	2.2%
Technology	1.1%
Health Care	1.0%
Bonds	
Others	
Non-Classified	2.0%
Cash and Equivalents	2.3%

Top Country Weightings

Country	%
United Kingdom	84.4%
Direct Property and REITs	8.4%
Ireland	1.3%
Singapore	1.1%
Switzerland	0.6%
Luxembourg	0.4%
Netherlands	0.4%
France	0.3%
Sweden	0.2%
Other	0.6%
Cash	2.3%

Breakdown By Market Cap (%)



The value of investments and the income from them may fall as well as rise and you may not get back the amount you originally invested. The Fund invests in smaller companies which carry a higher degree of risk than larger companies. The shares of smaller companies may be less liquid and their performance more volatile over shorter time periods. The Fund invests mainly in the UK. Therefore it may be more vulnerable to market sentiment in that country. To ensure that the principal objective of providing an above average and subsequently increasing level of income can be met, the annual Manager's charge is deducted from capital rather than income. Future capital growth may be constrained as a result. You are required to read the Key Investor Information Document (KIID) before making an investment. The KIID and prospectus for all funds are available free of charge at www.marlboroughfunds.com or by calling 0808 145 2500. This fact sheet may contain FTSE data. Source: FTSE International Limited ("FTSE") © FTSE 2017. "FTSE®" is a trade mark of the London Stock Exchange Group companies and is used by FTSE International Limited under licence. All rights in the FTSE indices and / or FTSE ratings vest in FTSE and/or its licensors. Neither FTSE nor its licensors accept any liability for any errors or omissions in the FTSE indices and / or FTSE ratings or underlying data. No further distribution of FTSE Data is permitted without FTSE's express written consent. Data accurate as of 01/06/2018. Factsheet produced by FundsLibrary.