

Global Equity Blend Portfolio (Euro)

Portfolio Objective and Strategy

The Portfolio seeks to achieve long-term growth of capital by investing in a global portfolio of equity securities. The strategy is designed for investors who seek equity returns but also want broad diversification of related risks across styles, capitalization and geographic regions. The Investment Manager actively manages non-Euro currency exposure.

Profile*

- ▶ **Domicile:** Luxembourg
- ▶ **Base Currency:** Euro
- ▶ **Portfolio Inception Date:** 02/05/2006 (Class A)
- ▶ **Benchmark:** MSCI World Index hedged to Euro†
- ▶ **Fiscal Year End:** 31 August
- ▶ **Order Placement Cut-off Time:** 4:00 p.m. US ET
- ▶ **Net Assets:** €11.70 million
- ▶ **Total # of Holdings:** 207
- ▶ **Subscription/Redemption:** Daily

Portfolio Management Team

Sharon E. Fay, CFA
 Head of Equities & CIO — Global Value

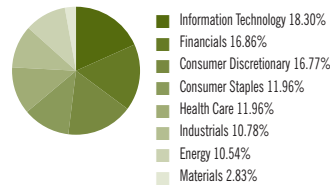
Daniel C. Roarty, CFA
 Team Leader — Global Growth & Thematic

Patrick J. Rudden, CFA
 Head — Blend Strategies

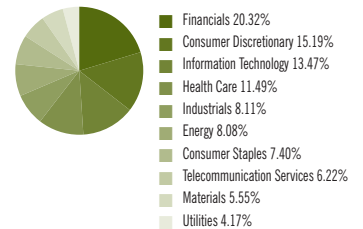
Karen Sesin
 Senior Portfolio Manager — Blend Strategies

Portfolio Composition

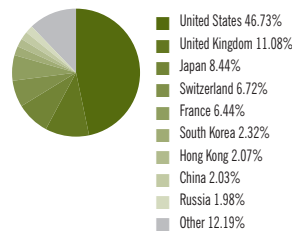
Sector Growth



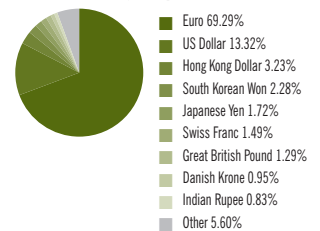
Sector Value



Country Allocation



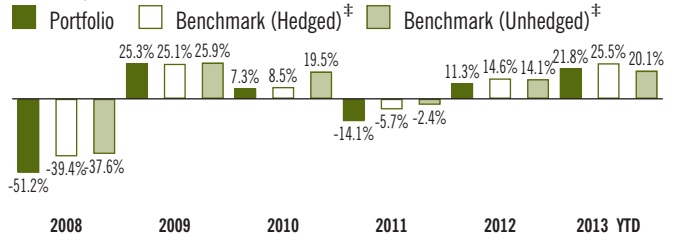
Net Currency Exposure



Holdings are expressed as a percentage of total investments and may vary over time.

Calendar Year Performance

Class A†



Annual Total Returns in Euros

Top Five Growth Equity Holdings

	Holding
Roche Holding	1.86%
Apple	1.66%
Visa	1.29%
Danaher	1.26%
Boeing	1.23%
Total	7.30%

Top Five Value Equity Holdings

	Holding
Hewlett-Packard	0.97%
Citigroup	0.86%
Kroger	0.86%
Vodafone Group	0.81%
GlaxoSmithKline	0.79%
Total	4.29%

* Source: AllianceBernstein.

† Inception dates: 02/05/2006 - Classes A (EUR), B (EUR), C (EUR), I (EUR).

‡ The MSCI World Index is a free float-adjusted market capitalization index that is designed to measure global developed market equity performance. The MSCI World Index consists of 23 developed market country indices. An investor cannot invest directly in an index, and their results are not indicative of the performance for any specific investment, including an AllianceBernstein fund. Indices do not include sales charges or operating expenses associated with an investment in a mutual fund, which would reduce total returns.

Global Equity Blend Portfolio (Euro)

FACT SHEET
as of 30/11/2013

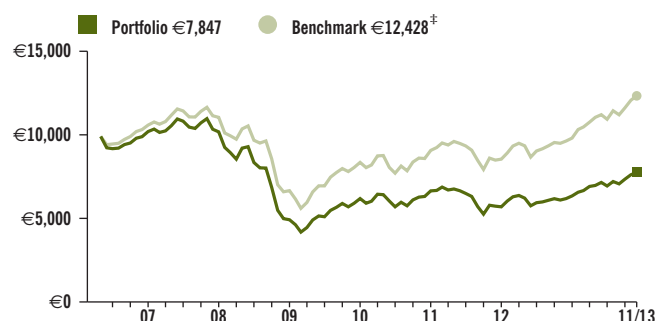
Performance and Fund Details

Class	1 Month	3 Month	YTD	1 Year	3 Year	5 Year	10 Year	Since Inception	NAV	ISIN	CUSIP	Bloomberg
A	1.82%	9.59%	21.84%	24.95%	6.99%	9.08%	—	-3.15%	11.77	LU0247868895	L0167V453	ACMEBEA:LX
B	1.68	9.21	20.69	23.70	5.96	7.99	—	-4.11	10.91	LU0247874604	L0167V461	ACMEBEB:LX
C	1.70	9.31	21.17	24.21	6.50	8.57	—	-3.57	11.39	LU0247869786	L0167V479	ACMEBEC:LX
I	1.88	9.76	22.71	25.93	7.88	9.94	—	-2.40	12.48	LU0247870016	L0167V487	ACMEBEL:LX
Benchmark (Hedged) [‡]	2.14	10.03	25.51	27.80	12.72	13.18	—	2.90 ¹	—	—	—	—
Benchmark (Unhedged) [‡]	1.62	7.55	20.12	20.73	11.68	13.66	—	3.33 ¹	—	—	—	—

Statistical Data Annualized (Class A)

	3 Year	5 Year
Alpha	-6.19	-3.88
Beta	1.09	1.02
R2	0.95	0.95
Sharpe Ratio	0.48	0.55
Volatility	13.26	15.06
Tracking Error	3.24	3.31
Information Ratio	-1.77	-1.24

Growth of €10,000 EUR (Class A)



¹ Since inception performance is from inception date of Class A. See footnotes on page 1 for inception dates.

Past performance is no guarantee of future results. Total returns, provided by AllianceBernstein, include the change in Net Asset Value and reinvestment of any distributions paid on Portfolio shares for the period shown, but do not reflect sales charges. Fund returns are annualized for periods longer than one year. Performance quoted in currencies other than the base currency of the Portfolio is calculated by converting the daily Net Asset Value of the Portfolio using a spot foreign exchange rate of the other offered currency on each valuation point. The information on this page is for informational purposes only and should not be construed as an offer to sell, or solicitation of an offer to buy, or a recommendation for the securities of the Portfolio. Returns denominated in a currency other than that of the fund may increase or decrease as a result of foreign exchange currency fluctuations.

Investment in the Fund entails certain risks. Investment returns and principal value of the Fund will fluctuate so that an investor's shares, when redeemed, may be worth more or less than their original cost. The Fund is meant as a vehicle for diversification and does not represent a complete investment program. Some of the principal risks of investing in the Fund include country risk, emerging markets risk, currency risk, illiquid assets risk, allocation risk, portfolio turnover risk, management risk, lack of operating history risk, derivatives risk, borrowing risk, taxation risk and equity securities risk. These and other risks are described in the Fund's prospectus. Prospective investors should read the prospectus carefully and discuss risk and the fund's fees and charges with their financial adviser to determine if the investment is appropriate for them.

This information is directed solely at persons in jurisdictions where the funds and relevant share class are registered or who may otherwise lawfully receive it. Before investing in AllianceBernstein funds, investors should review the fund's full prospectus, together with the fund's Key Investor Information Document (KIID) and the most recent financial statements. Copies of these documents, including the latest annual report and, if issued thereafter, the latest semi-annual report, may be obtained free of charge from AllianceBernstein (Luxembourg) S.à r.l., by visiting www.alliancebernstein.com or by contacting the local distributor in the jurisdictions in which the funds are authorized for distribution.

A portfolio of ACMBernstein, a mutual investment fund (fonds commun de placement) organized under the laws of Luxembourg, which conducts business outside Germany and Austria under the name AllianceBernstein.

The representative and paying agent of the Fund in Switzerland is BNP Paribas Securities Services, Paris, succursale de Zurich, Selnaustrasse 16, 8002 Zurich, Switzerland. The Prospectus, KIID, Articles of Incorporation (SICAVs) / Management Regulations (FCPs) and the annual and semiannual reports of the Fund may be requested without cost at the office of the Swiss Representative.

© 2013 AllianceBernstein L.P. AllianceBernstein® and the AB logo are registered trademarks and service marks used by permission of the owner, AllianceBernstein L.P.