

Allianz Global EcoTrends - A - EUR

31/07/2015

Fund for international equities from the "eco energy", "pollution control" and "clean water" areas

Investment Objective

The fund invests a minimum of 75% of assets in the shares of international companies that have at least some operations in the areas of "eco energy" (alternative energy sources and energy efficiency), "pollution control" (environmental quality, waste management and recycling) and "clean water" (e.g. water treatment and supply). Its investment objective is to attain long-term capital growth.



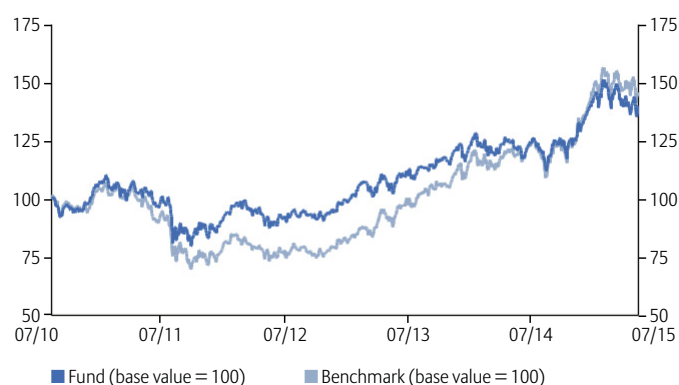
Fund manager

Vipin Ahuja

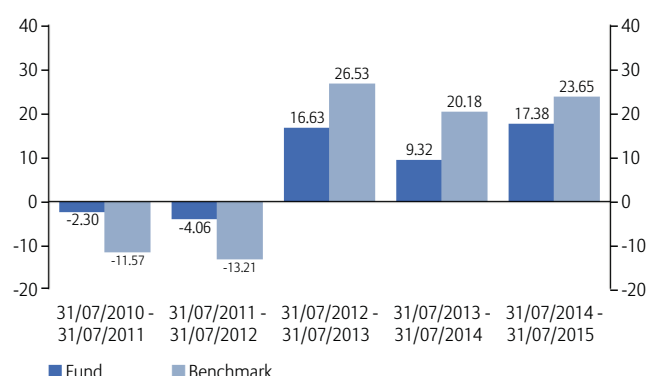
(since 01/07/2010)

Performance

Over 5 Years ¹



Annual Performance (%) ¹



Performance History (%) ¹

	1Y	3Y	3Y p.a.	5Y	5Y p.a.	S. Inc.	S. Inc.p.a.	2010	2011	2012	2013	2014
Fund	17.38	49.66	14.38	40.29	7.00	9.13	0.95	2.83	-16.41	6.33	27.29	4.12
Benchmark	23.65	88.04	23.43	44.31	7.61	25.15	2.46	1.39	-25.51	4.19	38.33	12.55

Key Information

ISIN / German security no.	LU0250028817 / A0J135
Benchmark	FTSE ET 50 Total Return
Management company	Allianz Global Investors GmbH, Frankfurt
Investment Manager	Allianz Global Investors GmbH, UK branch, London
Custodian bank	State Street Bank Luxembourg S.C.A.
Launch date	03/05/2006
Net assets	148.64 mn. EUR
Share class volume	128.25 mn. EUR
Financial year end	30/9/
Distribution payout on 30/09/2014	0.00 EUR
Distribution frequency	annually
Registered for sale in	AT, GB, CH, SE, ES, SG, PL, LU, NL, KR, MC, IS, SK, IE, GR, HK, FR, DE

Risk/ Return Ratios

	3 Years	5 Years
Alpha (%)	-9.05	-0.61
Beta	0.82	0.80
Coefficient of correlation	0.87	0.86
Information ratio	-1.68	-0.09
Sharpe ratio	1.39	0.52
Treynor ratio	17.33	8.27
Tracking error (%)	5.39	6.97
Volatility (%)	10.28	12.71
Active share (%) ²		57.48
Dividend yield (%) ³		1.31

Morningstar Rating™ ⁴

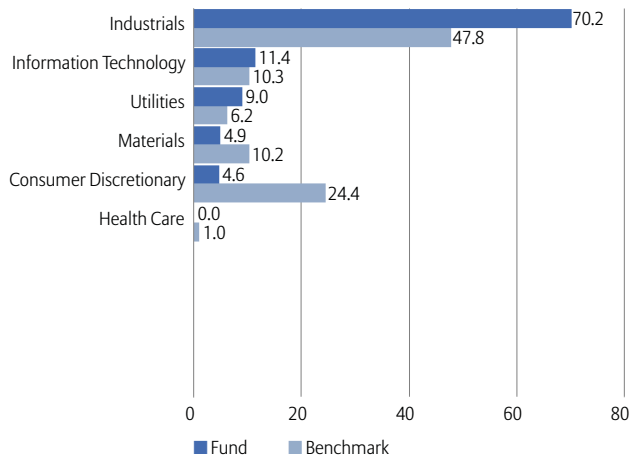


Ratings as per 30/06/2015

Allianz 
Global Investors

Portfolio Structure

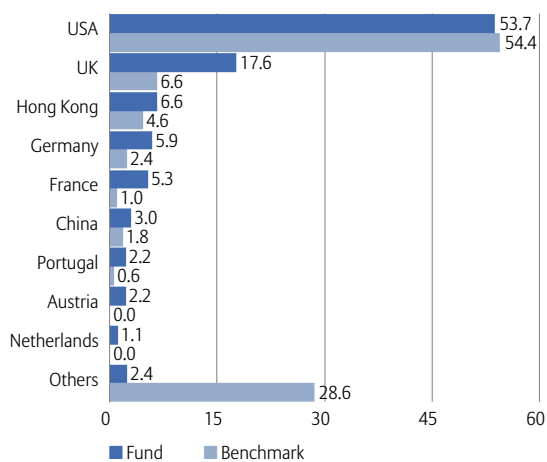
Sector Breakdown (%)



Top 10 Holdings (%)

STERICYCLE INC	5.89
ACUITY BRANDS INC	4.39
XYLEM INC	3.62
SPIRAX-SARCO ENGINEERING PLC	3.30
BUREAU VERITAS SA	3.15
CHINA LONGYUAN POWER GROUP-H	2.99
BRENTAG AG	2.70
AMETEK INC	2.67
OSRAM LICHT AG	2.65
DONALDSON CO INC	2.64
Total	34.00

Country breakdown (%)



Fee Structure

Front-end load (%) ⁵	5.00
All-in fee in % p.a. ⁵	2.05
TER (%) ⁶	2.10

Additional Fund Information

Bloomberg Ticker	DITGETA LX
Reuters Ticker	ALLIANZGI01

Opportunities

- + High return potential of stocks in the long run
- + Investments specifically in the eco energy area
- + Currency gains possible
- + Broad diversification across numerous securities
- + Possible extra returns through single security analysis and active management

Risks

- High volatility of stocks, losses possible. The volatility of fund unit prices may be strongly increased.
- Underperformance of the investment theme possible
- Currency losses possible
- Limited participation in the yield potential of single securities
- Success of single security analysis and active management not guaranteed

¹ Calculated at the net asset value, excl. front-end load, distributions reinvested. Calculation according to method as defined by BVI, the German Fund Companies Association. Past performance is not a reliable indicator of future results. **Any front-end loads reduce the capital employed and the performance.**

² Measure of the proportion of fund assets that is invested differently from the benchmark.

³ The dividend yield corresponds to the expected dividend divided by the current price of the share, expressed as a percentage. (eDiv/share price) where: eDiv = product of the last dividend payment and the number of expected dividend payments per year (e.g. the expected dividend for a share with quarterly dividend payment corresponds to the dividend for the last quarter times four). The dividend yield depends both on the amount of the dividend and the current price of the share. Both these key variables may be subject to constant change. The dividend yield is only a snapshot based on the current amount of the dividend and the current share price; **as a result, it is not suitable as an indicator of the future performance of an equity fund.**

⁴ Morningstar, Inc. All rights reserved. The information given here: (1) is protected by copyright for Morningstar and/or its content providers; (2) may not be reproduced or distributed; and (3) is not guaranteed to be accurate, complete or up-to-date. Neither Morningstar nor its content providers shall be liable for any losses or damage that result from use of this information. Past performance is not a guarantee for future results.

⁵ If the acquisition of Fund units is subject to a sales charge, up to 100% of such sales charge may be collected by the distributor; the exact amount shall be mentioned by the distributor as part of the investment advisory process. This also applies to any payment by the Management Company of an ongoing distribution fee from the all-in fee to the distributor. The all-in fee includes the expenses previously called management, administration and distribution fees.

⁶ TER (Total Expense Ratio): Total cost (except transaction costs) charged to the fund during the last financial year.

Data as per 31/07/2015, Source: Allianz Global Investors

Disclaimer

Investing involves risk. The value of an investment and the income from it may fall as well as rise and investors might not get back the full amount invested. Allianz Global EcoTrends is a sub-fund of Allianz Global Investors Fund SICAV, an open-ended investment company with variable share capital organised under the laws of Luxembourg. The value of the shares which belong to the Share Classes of the Sub-Fund that are denominated in the base currency may be subject to a strongly increased volatility. The volatility of other Share Classes may be different. Past performance is not a reliable indicator of future results. If the currency in which the past performance is displayed differs from the currency of the country in which the investor resides, then the investor should be aware that due to the exchange rate fluctuations the performance shown may be higher or lower if converted into the investor's local currency. This is for information only and not to be construed as a solicitation or an invitation to make an offer, to conclude a contract, or to buy or sell any securities. The products or securities described herein may not be available for sale in all jurisdictions or to certain categories of investors. This is for distribution only as permitted by applicable law and in

particular not available to residents and/or nationals of the USA. The investment opportunities described herein do not take into account the specific investment objectives, financial situation, knowledge, experience or specific needs of any particular person and are not guaranteed. The views and opinions expressed herein, which are subject to change without notice, are those of the issuer companies at the time of publication. The data used is derived from various sources, and assumed to be correct and reliable, but it has not been independently verified; its accuracy or completeness is not guaranteed and no liability is assumed for any direct or consequential losses arising from its use, unless caused by gross negligence or wilful misconduct. The conditions of any underlying offer or contract that may have been, or will be, made or concluded, shall prevail. Contact the management company Allianz Global Investors GmbH Luxembourg in the fund's country of domicile Luxembourg, the Swiss representative and paying agent, BNP Paribas Securities Services, Paris, succursale de Zurich, at Selnastrasse 16, CH-8002 Zurich or the issuer electronically or via mail at the address indicated below for a free copy of the sales prospectus, the incorporation documents, the latest annual and semi-annual financial reports and the key investor information document in English. Please read these documents - which are solely

binding - carefully before investing. Please read these documents, which are solely binding, carefully before investing. This is a marketing communication issued by Allianz Global Investors GmbH, www.allianzgi.com, an investment company with limited liability, incorporated in Germany, with its registered office at Bockenheimer Landstrasse 42-44, 60323 Frankfurt/M, registered with the local court Frankfurt/M under HRB 9340, authorised by Bundesanstalt für Finanzdienstleistungsaufsicht (www.bafin.de). Allianz Global Investors GmbH has established a branch in Switzerland, Allianz Global Investors GmbH, Zurich branch, which is subject to limited regulation by the Swiss Financial Market Supervisory Authority (www.finma.ch). The duplication, publication, or transmission of the contents, irrespective of the form, is not permitted.

Internet: www.allianzgi.com,
E-Mail: AllianzGIClientReporting@allianzgi.com