

Performance in %

Cumulative	Fund	Benchmark*
Year to date	6.21	5.92
1 month	1.21	-1.33
3 months	0.11	-2.54
1 year		
3 years		
5 years	-	-
Since launch	5.61	3.64

Discrete Year	Fund	Benchmark*
2009		
2008		
2007		
2006	-	-
2005	-	-

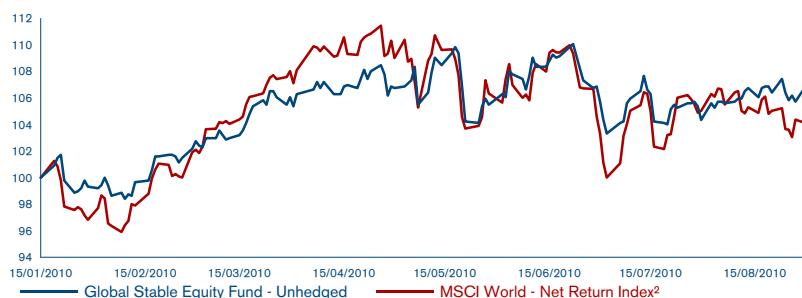
Key Figures**	Fund	Benchmark*
Annualised return in %		
Volatility in %		
Alpha in %	-	-
Beta	-	-
Sharpe ratio		
Correlation	-	-
Information ratio	-	-
Tracking error in %	-	-

Performances are in EUR

*MSCI World - Net Return Index

**Annualized 3 year data

Performance (in base currency, indexed at 100)



²Source: Datastream/Bloomberg

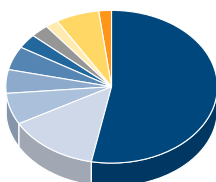
Fund Data

Share class	BP	Base currency	EUR
Fund category	Accumulating	ISIN	LU0112467450
Last NAV	9.23	Sedol	B1WL9H7
AUM (Million EUR)	145.65	WKN	591135
Minimum investment (EUR)	50	Bloomberg ticker	UGBLEQP LX
Front end fee in %	5.00	Number of holdings	100
Annual management fee in %	1.500	Manager	Multi Assets Team
Launch date	04/01/2006		

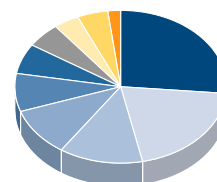
¹In the prospectus dated 15 January 2010, the Nordea 1 - Global Core Equity Fund was renamed to Nordea 1 - Global Stable Equity Fund - Unhedged; the investment policy of the sub-fund was modified, and the NAV history prior to this date is not used for performance measurement.

Asset Allocation in %

Country	Fund
United States	53.13
United Kingdom	13.91
Japan	6.57
Spain	5.04
Switzerland	4.98
Hong Kong	2.95
France	2.82
Australia	2.06
Other	6.59
Net Liquid Assets	1.96



Sector	Fund
Consumer Staples	26.25
Health Care	20.42
Telecommunication Services	12.85
Utilities	10.32
Information Technology	7.81
Industrials	6.47
Energy	5.28
Financials	3.81
Other	4.82
Net Liquid Assets	1.96



Top Holdings in %

Security Name	Country	Sector	Weight
Johnson & Johnson	United States	Health Care	2.62
PepsiCo	United States	Consumer Staples	2.47
Chevron Corp	United States	Energy	2.42
China Mobile	Hong Kong	Telecommunication Services	2.27
GlaxoSmithKline	United Kingdom	Health Care	2.25
Kimberly-Clark	United States	Consumer Staples	2.10
Telstra	Australia	Telecommunication Services	2.06
Pfizer	United States	Health Care	1.92
Procter & Gamble	United States	Consumer Staples	1.82
IBM	United States	Information Technology	1.79

Investment Strategy

The fund applies a unique process to construct a portfolio of "boring" equities with stable returns based on an objective, computer driven, quantitative stock screening model. The process identifies companies that operate in established lines of business, generating consistently stable earnings, dividends, cash flows, etc. This stability helps dampen price volatility of such companies' stocks, making them less risky than the broader market. There is also a high degree of portfolio diversification with 100 to 150 stocks typically making up the portfolio, thereby adding a further layer of stability. The goal then is to offer investors the benefits of long-term return opportunities in the global equity markets, without the risk of significant capital losses in the short to medium term as is the case with conventional "hot" stocks.

The sub-funds mentioned are part of Nordea 1, SICAV, an open-ended Luxembourg-based investment company (Société d'Investissement à Capital Variable), validly formed and existing in accordance with the laws of Luxembourg and with European Council Directive 85/611/EEC of 20 December 1985. The custodian of the SICAV's assets is Nordea Bank S.A., Luxembourg. Investments in the Nordea funds should be made on the basis of the current prospectus, which is available, along with the simplified prospectus, current annual and semi-annual reports, free of charge upon request from Nordea Investment Funds S.A., 562, rue de Neudorf, P.O. Box 782, L-2017 Luxembourg, from the local representatives or information agents, or from our distributors. A transaction involving a foreign exchange transaction may be subject to fluctuations of currency values which may affect the value of an investment. Investments in Emerging Markets involve a higher element of risk. Nordea Investment Funds S.A. only publishes product-related information and does not make any investment recommendations. Published by Nordea Investment Funds S.A., 562, rue de Neudorf, P.O. Box 782, L-2017 Luxembourg.

Additional information for investors in Switzerland:

The Swiss Financial Market Supervisory Authority (FINMA) has granted authorisation for Nordea 1, SICAV to be publically distributed within and from Switzerland. The documents listed above, as well as the Articles of Association, are available free of charge from the Swiss Representative and Paying Agent, Nordea Bank S.A. Luxembourg, Zweigniederlassung Zürich, Mainaustrasse 21-23, CH-8008 Zürich. Telephone (+41) 44 421 42 42, Fax (+41) 44 421 42 82.

Additional information for investors in Germany:

The Information and Paying Agent in Germany is Nordea Bank Finland Plc, Niederlassung Deutschland, Grüneburgweg 119, D-60323 Frankfurt am Main. A hard copy of the above-mentioned fund documentation is also available from here.

Additional information for investors in Austria:

Sub-paying Agent and Representative in Austria is the Erste Bank der Österreichischen Sparkassen AG, Graben 21, A-1010 Vienna.

Additional information for investors in France:

With the authorisation of the Autorité des Marchés Financiers (AMF) as per 11 March 2003, 13 December 2005, 03 April 2007, 28 September 2007, 29 February 2008, 29 April 2008, 25 November 2008 and 09 June 2009, Nordea 1, SICAV may be distributed to investors in France, as published in the Bulletin des Annonces Légales Obligatoire dated 19 March 2003, 19 December 2005, 18 April 2007, 10 October 2007, 19 March 2008, 28 May 2008, 15 December 2008 and 26 June 2009.

Centralising Correspondent in France is CACEIS Bank, located at 1-3, place Valhubert, 75013 Paris. Investors are advised to conduct thorough research before making any investment decision.

Additional information for investors in Spain:

Nordea 1, SICAV is duly registered in the CNMV official registry of foreign collective investment institutions (entry no. 340) as authorised to be marketed to the public in Spain. In Spain, any investment must be made through the authorised distributors and on the basis of the information contained in the mandatory documentation that must be received from the SICAV's authorised distributor prior to any subscription, or that may be obtained from the CNMV registries.

Additional information for investors in Italy:

Fund documentation as listed above is also available in Italy from the distributors and on the website www.nordea.it. The updated list of distribution agents in Italy, grouped by homogenous category, is available from the distributors themselves, at State Street Bank S.p.A. branches (located in the main towns of each region), BNP Paribas Securities Services, Banca Sella Holding S.p.A., Allfunds Bank S.A., Societe Generale Securities Services Sp.A. and on the website www.nordea.it. Any requests for additional information should be sent to the distributors. **Before investing, please read the prospectus carefully.** We recommend that you read the most recent annual financial statement in order to be better informed about the fund's investment policy. For the risk profile of the mentioned sub-funds, please refer to the fund prospectus.

Additional information for investors in the United Kingdom:

Approved by Nordea Bank Finland Plc, London Branch, which is regulated by the FSA in the United Kingdom.

Additional information for investors in Latvia:

The Representative and Paying Agent is Nordea Bank Finland Plc, Latvia Branch, 15, Kalku Street, LV-1050 Riga.

Additional information for investors in Estonia:

The Representative and Paying Agent in Estonia is Nordea Bank Finland Plc, Estonia Branch, Hobujaama 4, 15068 Tallinn.

Additional information for investors in Lithuania:

The Representative and Paying Agent in Lithuania is Nordea Bank Finland Plc, Lithuania Branch, Didzioji str. 18/2, LT-01128 Vilnius. Shareholders must evaluate possible investment risks and take this into consideration when making investment decisions.

Performance calculated NAV to NAV (net of fees and Luxembourg taxes) gross income reinvested. The performance represented is historical; past performance is not necessarily a guide to the future and investors may not recover the full amount invested. The value of shares can fluctuate and is not guaranteed.

Source: Unless otherwise stated, all views expressed are those of Nordea Investment Funds S.A.