

# SHARE GOLD USD

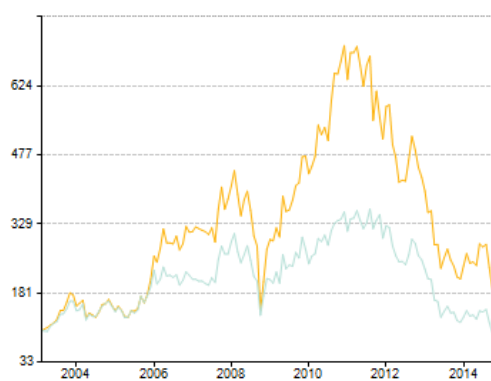
Type of unit : B (capitalisation) - USD

## INVESTMENT POLICY

The fund invests in companies active across the world in the shares of companies active in the extraction, exploration, processing and trading of precious metals, and in particular gold.

## EVOLUTION OF THE NAV / PERFORMANCES

### Evolution of the net asset value (on 100)



— Share Gold USD — FTSE Gold Mines

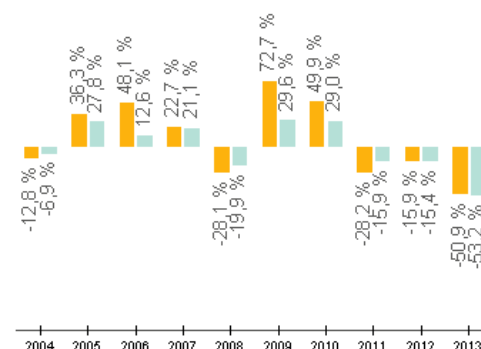
### Actuarial rate of return

	1 year	3 years	5 years	10 years
Fund	-21,0 %	-32,6 %	-14,7 %	1,8 %
Index	-31,8 %	-34,4 %	-18,0 %	-5,0 %

### End-of-year net asset value

	2013	2012	2011	2010
Fund	\$30,13	\$61,38	\$72,99	\$101,61

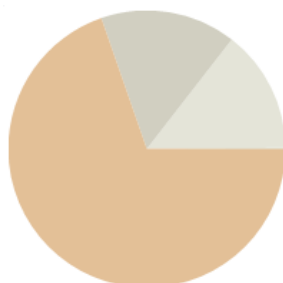
### Calendar year performance



These yields do not constitute a reliable indication of future performance and may be misleading. They take no account of possible mergers of funds, which means that past results may have been obtained in circumstances that no longer apply. Performances shown are calculated in euro, net of all fees charged by the fund except for any entry and exit charges. The investment policy does not stipulate any correlation between the sub-fund and the index mentioned. Consequently, the performance of the sub-fund may differ from the performance of the index. CIU management and costs are not linked to the index.

## FUND CHARACTERISTICS

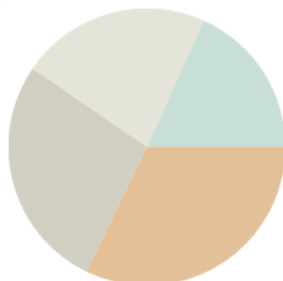
### Geographical spread



Country	Weight
Canada	69,67 %
USA	15,84 %
Other	14,34 %
Other EMU countries	0,15 %

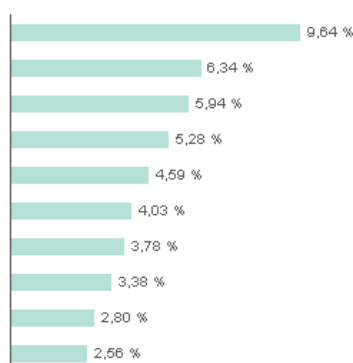
# SHARE GOLD USD

## Spread per type of mine



Mine	Weight
Juniors mines	32,19 %
Intermediated mines	27,36 %
Seniors mines	22,16 %
Cash	18,29 %

## Main participations



Company	Weight
GOLDCORP INC	9,64 %
RANDGOLD RESOURCES -ADR-	6,34 %
AGNICO EAGLE MINES LTD	5,94 %
BARRICK GOLD CORPORATION COM	5,28 %
ELDORADO GOLD CORP.	4,59 %
YAMANA GOLD INC	4,03 %
FRANCO-NEVADA CORP SHS	3,78 %
NEWMONT MINING CORP.	3,38 %
TIMMINS GOLD CORP	2,80 %
TOREX GOLD RESOURCES INC	2,56 %

## KEY INFORMATION

Inception date	11/03/2003
Currency	USD
Latest net asset value	26,88
Total net assets (in millions)	43,66
ISIN code	LU0145217120
Bloomberg code	SHAGOLD LX

Subscription fee	Max. 1.5%, freely negotiable
Stock exchange transaction tax	1% (max. 1500 EUR)
Tax on UCITS with more than 25% invested in debt securities	No
Obligatory information exchange	No
Fee to cover cost of buying or selling assets	0.5%

Calculation frequency	Daily
Cut-off time for orders	1:15 PM
Settlement date	D+3

Sub-fund of	Share, open-ended fund under Luxembourg law
Harmonised fund	Yes
Licensed in	Belgium, France, Germany, Luxembourg, Spain
Designated management company	Degroof Gestion Institutionnelle - Luxembourg
Portfolio manager	Landolt & Cie, Lausanne
Administrative agent	Banque Degroof Luxembourg
Custodian	Banque Degroof Luxembourg
Financial service in Belgium	Bank Degroof

### Risk indicator

Scale running from 1 (lowest risk) to 7 (highest risk). The risk category is an indicator of the risk linked to an investment in a UCITS or a compartment. Any change in the risk category will be specified in the periodic reports of the UCITS.



The present note uses the term 'fund' where Belgian law uses the term 'sub-fund', unit trust or Sicav. This document is valid in Belgium only. The risk indicator is a Synthetic Risk and Reward Indicator (SRRI), as prescribed by the European Securities and Markets Authority (ESMA). For more information visit [www.esma.europa.eu](http://www.esma.europa.eu). Any subscription must be done on the basis of the prospectus or the Key Investor Information Document (KIID). These documents, together with the latest annual or half-yearly report, are available on [www.degroof.be](http://www.degroof.be). A paper version of these documents can be obtained at Bank Degroof NV/SA, Rue de l'Industrie 44, 1040 Brussels. We will send it to you for free of charge upon request.