

## Capital Group Euro Bond Fund (LUX)

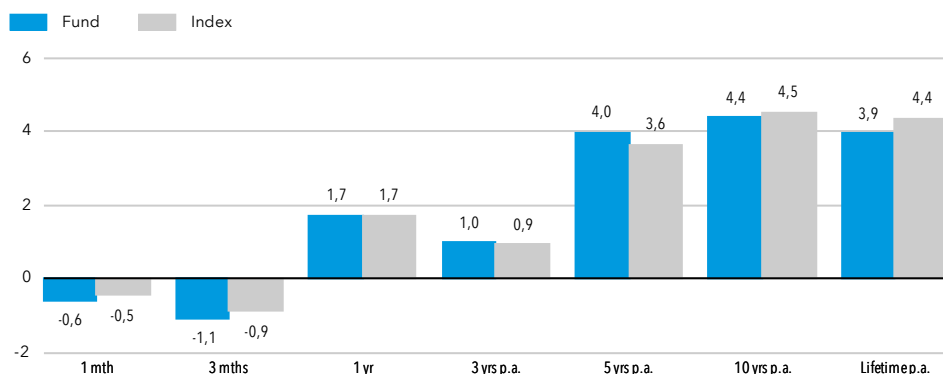
### Objective

The fund seeks to maximize total return through a combination of income and capital gains, with a view towards preservation of capital, by investing primarily in euro-denominated investment grade bonds.

### The Capital advantage

Since 1931 our firm, Capital Group, has been singularly focused on delivering superior, consistent results for long-term investors using high-conviction portfolios, rigorous research and individual accountability. We have been investing in fixed income assets since 1973.

### Fund results in EUR (X shares) as at 31 January 2018, %



Calendar year, %	2008	2009	2010	2011	2012	2013	2014	2015	2016	2017
Fund	6,0	7,2	1,9	4,3	8,1	1,5	12,6	1,3	3,3	1,0
Index	7,4	6,5	2,1	3,5	10,7	2,1	11,2	1,0	3,3	0,7

1 year to 31 Jan, %	2009	2010	2011	2012	2013	2014	2015	2016	2017	2018
Fund	2,6	9,2	0,5	6,9	5,0	4,8	12,6	0,6	0,6	1,7
Index	4,5	7,8	0,8	6,0	8,1	4,7	11,0	0,8	0,3	1,7

	Yield to worst	Effective duration
Fund	0,8	6,7
Index	0,6	6,7

**Fund results** are shown after fees and expenses and are calculated as the increase or decrease in net asset value of the fund over the relevant period. The net asset value is calculated based on close-of-business prices for performance and fee calculation purposes only. No dealing activity can be based on such net asset value. Please refer to [thecapitalgroup.com/europe](http://thecapitalgroup.com/europe) for further information on net asset value applicable to any dealing activity in the fund, and for other share classes; these have different fees and expenses, and returns will differ. Results data does not take account of costs incurred on the issue of shares. Past results are not a guarantee of future results. Source: Capital Group.

**Index** is the Bloomberg Barclays Euro Aggregate Bond Total Return which is provided for indicative purposes only. Prior to 31 December 2014: Citigroup Euro Broad Investment Grade Bond Total Return. Index uses PolyPaths analytics.

**Yield to worst** is the lowest potential yield that can be received on a bond without the issuer actually defaulting.

**Effective duration** takes into account that expected cash flows will fluctuate when interest rates change and is expressed in years to maturity.

### Fund essentials

<b>Launch date</b>	31 October 2003
<b>Fund size</b>	€400 million
<b>Number of issuers</b>	110
<b>Gross income yield</b>	1,1%
<b>Net income yield</b>	1,0%

**Yield** is calculated over the same period as income earned by the fund, on both a before (gross) as well as an after (net) withholding taxes basis (in each case before fees), divided by average total net assets. This differs from the yield of each share class.

### Portfolio managers

	Based in	Years at Capital
<b>Thomas Høgh</b>	London	27

### Research portfolio

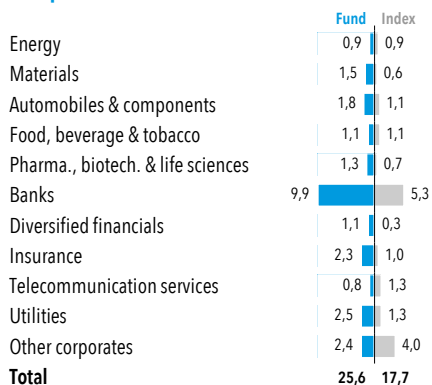
Research analysts are allocated part of the fund assets to manage

### Ratings



Morningstar Rating™ as at 31 December 2017.  
Morningstar category: EUR Diversified Bond  
Source and copyright: Morningstar. For more information on the methodology of the Morningstar ratings please visit [www.morningstar.com](http://www.morningstar.com)

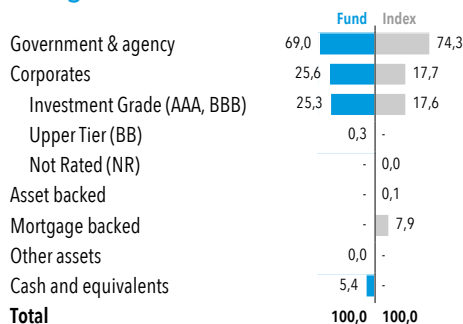
## Corporates breakdown, %



Corporates and rating breakdowns are data that are likely to change over time and do not constitute a commitment from the management company.

**Rating** refers to the higher of S&P, Moody's and Fitch for the highest weighted issue.

## Rating breakdown, %



## Reference information

<b>Fiscal year end</b>	31 December
<b>Dealing frequency</b>	Daily
<b>Domicile</b>	Luxembourg
<b>Index</b>	Bloomberg Barclays Euro Aggregate Bond Total Return
<b>Investment adviser</b>	Capital Research and Management Company
<b>Base currency</b>	EUR

## Risk statistics (X shares)

## Lifetime risk statistics

Standard deviation	3,6
Tracking error	1,0
Information ratio	-0,4

Risk statistics are based on close of market returns (T+1).

**Standard deviation (absolute volatility)** is a measure of the absolute variability of returns and the larger the standard deviation, the greater the likelihood (and risk) that a fund's results will fluctuate from the average return. It is based on monthly observations using a population standard deviation calculation.

**Tracking error (volatility relative to benchmark)** measures the volatility of the difference between a portfolio's results and the benchmark.

**Information ratio (risk adjusted relative return)** represents the value added of the manager (excess return) divided by the tracking error.

## Top 10 holdings

	Rating	Yield to worst	% Fund
Italy Government	BBB	1,0	26,2
Germany Government	AAA	0,0	12,5
France Government	AA	0,0	8,4
Spain Government	BBB	1,9	6,2
Supra National Government	AA	0,7	5,3
Poland Government	A	2,2	4,2
Belgium Government	AA	1,0	3,6
Intesa Sanpaolo	BBB	2,0	2,1
Swedbank	A	1,0	1,5
Groupe BPCE	A	0,9	1,3
<b>Total</b>			<b>71,2</b>

**Rating** refers to the higher of S&P, Moody's and Fitch for the highest weighted issue.

**Yield to worst** is the lowest potential yield that can be received on a bond without the issuer actually defaulting.

Data is likely to change over time and does not constitute a commitment from the management company.

Share class information (further share classes available at [capitalgroup.com/europe](http://capitalgroup.com/europe))

Class	NAV	Management fee p.a.	TER	Dividend yield	Min. investment	Bloomberg	ISIN	SEDOL
X (Acc)	€17,36	0,700%	0,95%	n/a	US\$ 2 million	CIFEBEX LX	LU0174801893	7655470
Xd (Inc)	€12,97	0,700%	0,95%	0,1%	US\$ 2 million	CIFEXDE LX	LU0193728713	B01B9R1

**Dividend yield** is the income return on the share class and is shown for distributing share classes only. It is calculated over the last 12 months as income earned by the fund after withholding taxes, fees and expenses. Where hedged share classes are listed, for the purpose of currency hedging all assets attributable to them in this fund will be deemed to constitute exposure to EUR. The fund will aim to hedge 100% (with reasonable margin of tolerance) of this deemed currency exposure back into the currency referred to in the relevant Class's designation.

**The charges** you pay are used to pay the costs of running the fund, including the costs of marketing and distributing it. These charges reduce the potential growth of your investment. In addition to the Total Expense Ratio (TER), entry charges may apply according to provisions described in the Prospectus. However, exit penalties may apply when there is excessive trading or market timing.

Data is likely to change over time and does not constitute a commitment from the management company. Past results are not a guarantee of future results.

**Total Expense Ratio (TER)** is calculated over the last 12 months with a one month lag. TER data is therefore as at 31 December 2017.

This material, issued by Capital International Management Company Sàrl ("CIMC"), 37A avenue J.F. Kennedy, L-1855 Luxembourg, is distributed for information purposes only. CIMC is regulated by the Commission de Surveillance du Secteur Financier ("CSSF" - Financial Regulator of Luxembourg) and manages the fund which is a sub-fund of Capital International Fund. The fund is organised as an investment company with variable capital ("SICAV") under the laws of the Grand Duchy of Luxembourg and authorised by the CSSF as a UCITS. All information is as at the date indicated unless otherwise stated and is subject to change.

A full list of Paying Agents is located on the website stated. All legal documentation mentioned in this disclaimer are available in hard-copy and free of charge from the Paying Agent.

## Risk factors you should consider before investing:

- The value of shares and income from them can go down as well as up and you may lose some or all of your initial investment.
- Past results are not a guarantee of future results.
- If the currency in which you invest strengthens against the currency in which the underlying investments of the fund are made, the value of your investment will decrease.
- The Prospectus and Key Investor Information Document set out risks, which, depending on the fund, may include risks associated with investing in emerging markets and/or high yield securities. Emerging markets are volatile and may suffer from liquidity problems.

## Other important information:

The fund is offered only by Prospectus, together, where applicable, with the Key Investor Information Document. These documents, together with the latest Annual and Semi-Annual Reports and any documents relevant to local legislation, contain more complete information about the fund, including relevant risks, charges and expenses, and should be read carefully before investing. However, these documents and other information relating to the fund will not be distributed to persons in any country where such distribution would be contrary to law or regulation. They can be accessed online at [thecapitalgroup.com/europe](http://thecapitalgroup.com/europe), where the latest daily prices are also available.

The tax treatment depends on individual circumstances and may be subject to change in future. Investors should seek their own tax advice. This information is neither an offer nor a solicitation to buy or sell any securities or to provide any investment service. © 2018 Capital Group. All rights reserved.