



DB Platinum IV CROCI Euro R2C

Style: Eurozone Large-Cap Equity

Fund Inception Date: 03.08.2004

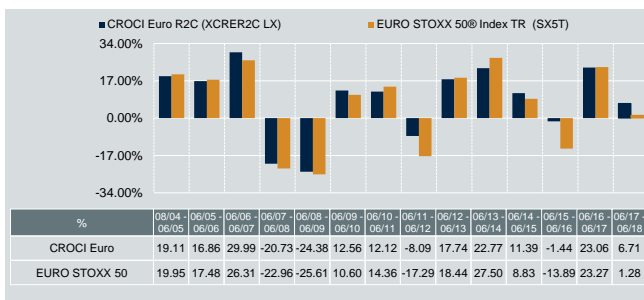
Fund Assets under Management: € 1,294,311,029

The aim of the Fund is to invest in a portfolio of shares issued by large companies in the Eurozone, selected using the CROCI Euro Strategy (Strategy). The Strategy selects shares on the basis of an economic valuation using the Deutsche Bank CROCI^{®(1)} methodology. The selection universe contains the 100 largest companies by market capitalisation in the Eurozone, excluding companies from the financial sector. The Strategy selects the thirty companies with the lowest positive CROCI economic price-earnings ratio (CROCI Ratio) from the selection universe. The CROCI methodology enables the comparison of company valuations across sectors and regions on an equal basis by making certain adjustments to company reported financial statements providing the CROCI Ratios used to select the shares with the lowest valuations due to their price potential. The shares comprising the Strategy are reviewed quarterly (March, June, September, December) and weighted equally upon each rebalancing. The Strategy has a selection buffer, which will prevent the replacement of an existing share unless its CROCI Ratio is sufficiently higher than that of the proposed replacement share.

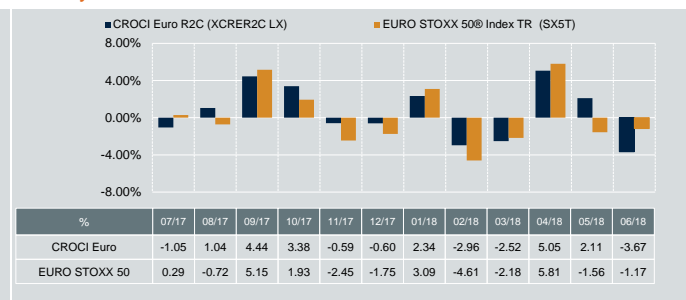
Historical Performance⁽²⁾

	Returns (%)				Annualised Returns (%)			
	YTD	1M	3M	6M	1Y	3Y	5Y	Since Launch
CROCI Euro R2C	0.03	-3.67	3.33	0.03	6.71	8.98	12.09	7.18
EURO STOXX 50 [®] Index TR	-0.98	-1.17	2.93	-0.98	1.28	2.44	8.33	4.67
Excess Return vs the Benchmark	1.01	-2.50	0.40	1.01	5.43	6.54	3.76	2.51

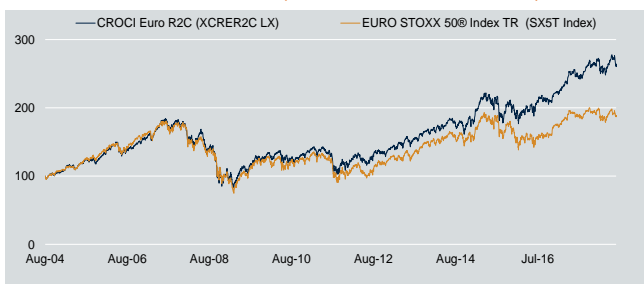
Annual Returns Since Launch⁽²⁾



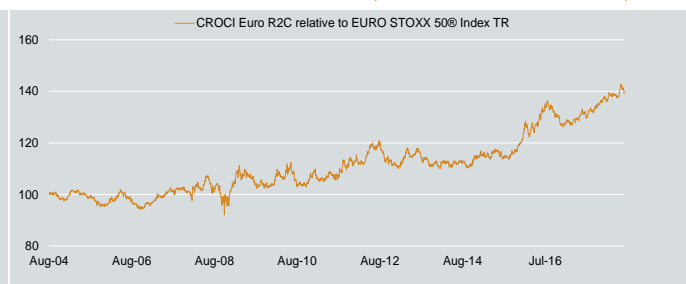
Monthly Return Last 12 Months⁽²⁾



Performance Since Launch (03.08.2004 – 29.06.2018)⁽²⁾



Relative Performance Since Launch (03.08.2004 – 29.06.2018)⁽²⁾



Since Launch Risk Profile⁽²⁾

	CROCI Euro R2C	EURO STOXX 50 [®] Index TR
Annualised Vol. ⁽³⁾	20.25%	22.10%
Maximum Drawdown	-54.97%	-58.58%
Best Daily Return	11.47%	11.00%
Worst Daily Return	-7.71%	-8.62%
% of days with positive returns	53.10%	51.48%
Sharpe Ratio ⁽³⁾	0.30	0.16
VaR 95%/1M ⁽⁴⁾	8.36%	9.39%

Monthly Portfolio Return Contribution

Leading Contributors		Lagging Contributors	
Stocks	Contribution (%)	Stocks	Contribution (%)
Iberdrola	0.29	Fiat Chrysler	-0.57
Inditex	0.28	Deutsche Post DHL	-0.47
Sanofi	0.16	Daimler	-0.36
Fresenius SE	0.15	Saint-Gobain	-0.35
Ahold	0.15	Continental	-0.33

Commentary – DWS CROCI Euro – June 2018

In June 2018, DWS CROCI Euro StrategyTM was down 2.74%, underperforming the EURO STOXX TR by 1.57%.

- Sector Allocation made a net negative contribution to excess return:
 - Positive Sector Contributions: Utilities and Health Care
 - Negative Sector Contributions: Consumer Discretionary and Consumer Staples
- Stock Selection made a net negative contribution to excess return:
 - Positive Stock Contributions: LVMH, Volkswagen and Daimler AG
 - Negative Stock Contributions: Fiat Chrysler, Continental and Renault

Source: DWS. Past performance is not a reliable indicator of future result.



(1) CROCI[®] is a registered trade mark of Deutsche Asset Management Investment GmbH in certain jurisdictions. Deutsche Asset Management Investment GmbH and Deutsche Asset Management (UK) Limited reserve all of their registered and unregistered trade mark rights. (2) Source: DWS, Bloomberg. The Fund's performance is shown net of all fund fees but gross of any initial charge which will have an impact on the realisable value of the investment. Past performance is not a reliable indicator of future results. (3) For the purpose of volatility calculation, Benchmark Index levels are considered only for the days when the fund NAV is available to make the comparison with the fund possible. (4) These figures represent the historic simulated VaR of the Sub-Fund's NAV calculated on the basis of the full NAV history of the relevant share class.

All information as of 30 June 2018 unless otherwise specified.
Please refer to the Important Notice at the end of this document.

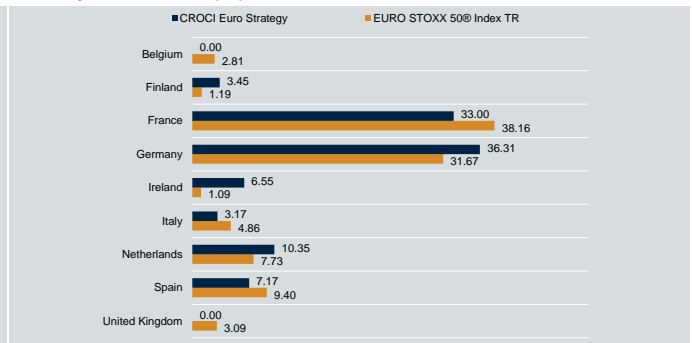




Sector Breakdown (%)



Country Breakdown (%)



Source: DWS, Bloomberg, Constituents as of 29 June 2018

Source: DWS, Bloomberg, Constituents as of 29 June 2018

Portfolio Composition

Share	(%)	Share	(%)	Share	(%)	Share	(%)
Adidas AG	3.76	Daimler AG-Registered Shares	3.39	GDF Suez	3.57	Koninklijke DSM NV	3.30
Arcelormittal	3.21	Danone	3.38	Henkel Ag & Co KGAA Vorzug	3.27	L'Oreal	3.50
BASF SE	3.28	Deutsche Post AG	3.22	Iberdrola SA	3.31	LVMH Moët Hennessy	3.44
Bayer AG-Reg	3.19	Fcha.Mi	3.21	Inditex	3.49	Merck KGAA	3.25
Continental AG	3.38	Fresenius Medical Care AG	3.32	Kering	3.37	Michelin (CGDE)	3.26
CRH PLC	3.39	Fresenius SE & Co KGAA	3.27	Koninklijke Ahold NV	3.45	Nokia OYJ	3.17
						Sodexo	2.72
						Pernod Ricard SA	3.43
						Ryanair Holdings Plc	3.35
						Sanofi	3.41
						Schneider Electric SA	3.40
						Siemens AG	3.31

Source: DWS, Constituents as of 29 March 2018

Key Facts

Issuer / Manager	DB Platinum IV / Deutsche Asset Management S.A.
Share Classes	R2C
WKN	A0B532
ISIN-Code	LU0194163134
BBG Ticker	XCRER2C LX
Currency	EUR
Tax Reporting (ISO Country Codes)	AT, DE
Upfront Fee	Up to 2.00%
Management Fee p.a.	1.50%
Fixed Fee p.a.	0.10%
Taxe d'Abonnement p.a.	0.05%
All-in Fee (TER)	1.65%
Minimum Subscription	1 share
Fund NAV per Share	€ 262.14
Launch Date	03.08.2004
Morningstar Rating ⁽⁵⁾	★★★★★
Strategy	CROCI Euro Strategy
Subscription Deadline	2:00 p.m. CET (T)
Settlement	T+3
Maturity	No maturity

(5) Copyright © 2012-2018 Morningstar, Inc. All rights reserved. The information contained herein: (a) is proprietary to Morningstar and/or its content providers; (b) may not be copied or distributed; and (c) is not warranted to be accurate, complete or timely. Neither Morningstar nor its content providers are responsible for any damages or losses arising from any use of this information. Deutsche Bank takes no responsibility for the Morningstar rating. Past performance is no guarantee of future results.

Registered Countries (R2C Share Class)

Austria, Finland, France, Germany, Luxembourg, Netherlands, Norway, Portugal, Spain, Sweden, Switzerland, UK

Important Notice

Investments in funds involve numerous risks including, among others, general market risks, credit risks, foreign exchange risks, interest rate risks and liquidity risks.

Key risk factors to consider before investing:

- The value of an investment in a fund may go down as well as up and can result in losses, up and including a total loss of the amount initially invested.
- Past performance is not a reliable indicator of future results.
- Movements in exchange rates can impact the value of your investment. If the currency of your country of residence is different from the currency in which the underlying investments of the fund are made, the value of your investment may increase or decrease subject to movements in exchange rates.
- The Strategy has been built on the premise that stocks with lower CROCI Economic P/E ratios may outperform stocks with higher CROCI Economic P/E ratios over time. Such a premise may not be correct and prospective investors should evaluate this assumption prior to investing.

Other important information

The registered office of DB Platinum IV (RCS no.: B-85.828), a company registered in Luxembourg, is located at 11-13, Boulevard de la Foire, L-1528 Luxembourg, Luxembourg, and is registered as an undertaking for collective investment pursuant to Part I of the law of 17 December 2010 and therefore qualifies as a UCITS under all relevant laws and regulations. Deutsche Asset Management S.A. acts as the management company. Investors should be aware that DB may from time to time own interests in the Fund which may represent a significant amount or proportion of the overall investor holdings in the Fund. Investors should consider what possible impact such holdings, or any disposal thereof, by DB may have on them.

This document does not create any legally binding obligations on the part of Deutsche Asset Management (UK) Limited and/or its affiliates ("DeAM"). Without limitation, this document does not constitute investment advice and does not constitute an offer or recommendation to enter into any transaction. It is not intended for distribution or use by any person or entity who is a citizen or resident of or located in any jurisdiction where such distribution, publication or use would be prohibited. The Fund may neither be offered for sale nor sold in the USA, to US Persons or persons residing in the USA. Please refer to the relevant fund's full prospectus and the relevant Key Investor Document for more information on the Fund which is available in English on request or on systematic.dws.com.

The information contained in this document is believed to be correct, complete and accurate and every effort has been made to represent accurate information. However, no representation or warranty, expressed or implied, is made as to the accuracy, completeness or correctness of the information contained in this document. DeAM assumes no responsibility or liability for any errors or omissions with respect to this information. The information contained in this document is provided for information purposes only. In the case of any inconsistency with the relevant prospectus of a product, the latest version of the prospectus shall prevail. Issued in the UK by Deutsche Asset Management (UK) Limited. Deutsche Asset Management (UK) Limited is regulated and authorised by the Financial Conduct Authority.

Additional information for investors in Switzerland

The Representative in Switzerland is Deutsche Asset Management Schweiz AG, Hardstrasse 201 and the Paying Agent in Switzerland is Deutsche Bank (Suisse) S.A., Place des Bergues 3, 1201 Geneva and its branches in Zurich and Lugano.

The prospectus, key investor information, articles of association, annual and semi-annual reports are all available in German language from the Representative in printed form free of charge or in electronic form from the website systematic.dws.com.

© Deutsche Asset Management (UK) Limited 2018, As at: 30 June 2018