

BGF US Government Mortgage Fund Class X2 USD

NOVEMBER 2018 FACTSHEET

Performance, Portfolio Breakdowns and Net Asset information as at: 30-Nov-2018. All other data as at: 10-Dec-2018.

Investors should read the Key Investor Information Document and Prospectus prior to investing.

FUND OVERVIEW

The Fund seeks a high level of income. The Fund invests at least 80% of its total assets in fixed income securities which are denominated in US dollars. The fixed income securities will be issued or guaranteed by the United States Government, its agencies or United States government sponsored enterprises, including Government National Mortgage Association, mortgage-backed certificates and other United States Government securities representing ownership interests in mortgage pools, such as mortgage-backed securities (MBS) issued by Fannie Mae and Freddie Mac. MBS are financial securities which are backed cash flows from underlying assets such as commercial and residential mortgages. The Fund can use derivatives as part of its investment strategy. This can increase the overall risk profile of the Fund.

GROWTH OF HYPOTHETICAL 10,000



Share Class and Benchmark performance displayed in USD. Source: BlackRock. Performance is shown on a Net Asset Value (NAV) basis, with gross income reinvested. **Past performance is not a guide to future performance.**

% CALENDAR YEAR RETURNS

	2017	2016	2015	2014	2013
Share Class	2.55	1.90	N/A	N/A	N/A
Benchmark	2.47	1.59	N/A	N/A	N/A

Share Class performance is calculated on a Net Asset Value (NAV) basis, net of fees in the dealing currency specified and do not include sales charge or taxes. Returns assume reinvestment of any distributions. Past performance is not a guide to future performance and should not be the sole factor of consideration when selecting a product.

CUMULATIVE & ANNUALIZED PERFORMANCE

	Cumulative (%)					Annualized (% p.a.)		
	1m	3m	6m	YTD	1 Year	3 Years	5 Years	Since Inception
Share Class	0.58%	-0.48%	-0.19%	-1.34%	-1.34%	0.95%	N/A	1.14%
Benchmark	0.93%	-0.37%	0.17%	-0.82%	-0.54%	1.06%	N/A	1.10%
Quartile Rank	3	2	3	2	3	N/A	N/A	N/A

The figures shown relate to past performance. Past performance is not a reliable indicator of current or future results and should not be the sole factor of consideration when selecting a product or strategy.

Share Class and Benchmark performance displayed in USD, hedged fund benchmark performance is displayed in USD. Performance is shown on a Net Asset Value (NAV) basis, with gross income reinvested where applicable. The return of your investment may increase or decrease as a result of currency fluctuations if your investment is made in a currency other than that used in the past performance calculation. **Source:** BlackRock

Key Risks: All financial investments involve an element of risk. Therefore, the value of your investment and the income from it will vary and your initial investment amount cannot be guaranteed. The fund may make distributions from capital as well as income or pursue certain investment strategies in order to generate income. Whilst this might allow more income to be distributed, it may also have the effect of reducing capital and the potential for long-term capital growth. The fund invests in fixed interest securities such as corporate or government bonds which pay a fixed or variable rate of interest (also known as the 'coupon') and behave similarly to a loan. These securities are therefore exposed to changes in interest rates which will affect the value of any securities held. The fund(s) may invest in structured credit products such as asset backed securities ('ABS') which pool together mortgages and other debts into single or multiple series credit products which are then passed on to investors, normally in return for interest payments based on the cash flows from the underlying assets. These securities have similar characteristics to corporate bonds but carry greater risk as the details of the underlying loans is unknown, although loans with similar terms are typically packaged together. The stability of returns from ABS are not only dependent on changes in interest-rates but also changes in the repayments of the underlying loans as a result of changes in economic conditions or the circumstances of the holder of the loan. These securities can therefore be more sensitive to economic events, may be subject to severe price movements and can be more difficult and/or more expensive to sell in difficult markets.

BLACKROCK®

Capital at risk. All financial investments involve an element of risk. Therefore, the value of your investment and the income from it will vary and your initial investment amount cannot be guaranteed.

KEY FACTS

Asset Class	Fixed Income
Morningstar Category	USD Government Bond
Fund Launch Date	02-Aug-1985
Share Class Launch Date	12-Aug-2015
Fund Base Currency	USD
Share Class Currency	USD
Fund Size (AUM)	90.24 USD
Benchmark	FTSE Mortgage Index
Domicile	Luxembourg
Fund Type	UCITS
ISIN	LU0147386907
Bloomberg Ticker	MLUSGMX
Distribution Type	Accumulating
Minimum Initial Investment	10,000,000 USD*

* or currency equivalent

PORTFOLIO MANAGEMENT


Akiva Dickstein
Matthew Kraeger
Bob Miller

TOP HOLDINGS (%)

FNMA 30YR TBA(REG A) 4.5 01/14/2019	19.14
FNMA 15YR TBA(REG B) 3 12/18/2018	15.28
GNMA2 30YR TBA(REG C) 4 01/23/2019	13.10
FNMA 30YR TBA(REG A) 3 12/13/2018	12.03
GNMA2 30YR TBA(REG C) 3.5 12/19/2018	7.66
FNMA 30YR 2011 PRODUCTION	4.56
FNMA 30YR TBA(REG A) 4 12/13/2018	2.90
FGOLD 30YR 4% HLB 150K 2011	2.66
FNMA 30YR TBA(REG A) 3.5 12/13/2018	2.56
FGOLD 30YR TBA(REG A) 4 12/13/2018	2.48
Total of Portfolio	82.37

Holdings subject to change

RATINGS



(Continued on page 2)

Key Risks Continued: Whilst this might allow more income to be distributed, it may also have the effect of reducing capital and the potential for long-term capital growth. The fund invests in fixed interest securities such as corporate or government bonds which pay a fixed or variable rate of interest (also known as the ‘coupon’) and behave similarly to a loan. These securities are therefore exposed to changes in interest rates which will affect the value of any securities held. The fund(s) may invest in structured credit products such as asset backed securities (‘ABS’) which pool together mortgages and other debts into single or multiple series credit products which are then passed on to investors, normally in return for interest payments based on the cash flows from the underlying assets. These securities have similar characteristics to corporate bonds but carry greater risk as the details of the underlying loans is unknown, although loans with similar terms are typically packaged together. The stability of returns from ABS are not only dependent on changes in interest rates but also changes in the repayments of the underlying loans as a result of changes in economic conditions or the circumstances of the holder of the loan. These securities can therefore be more sensitive to economic events, may be subject to severe price movements and can be more difficult and/or more expensive to sell in difficult markets.

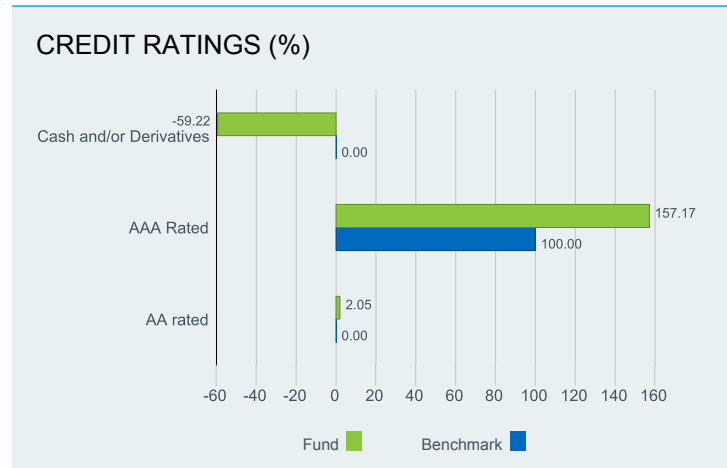
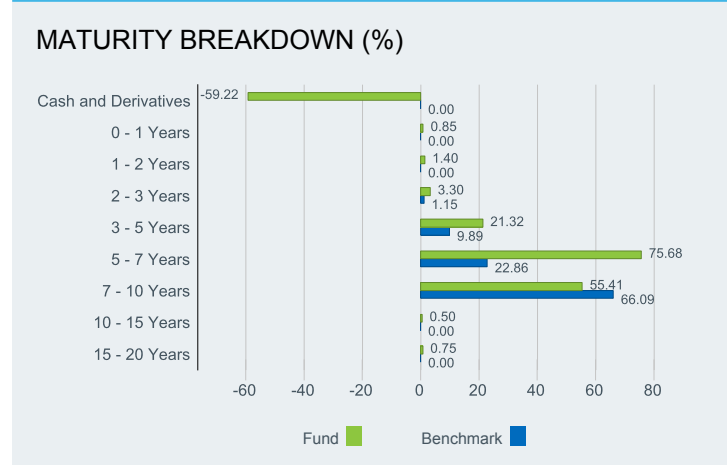
SECTOR BREAKDOWN (%)			
	Fund	Benchmark	+/-
MBS Pass-Through	132.19	100.00	32.19
CMBS	15.70	0.00	15.70
CMO	9.37	0.00	9.37
Government	1.21	0.00	1.21
ABS	0.54	0.00	0.54
Financial Institutions	0.21	0.00	0.21
Cash and/or Derivatives	-59.22	0.00	-59.22

Negative weightings may result from specific circumstances (including timing differences between trade and settlement dates of securities purchased by the funds) and/or the use of certain financial instruments, including derivatives, which may be used to gain or reduce market exposure and/or risk management. Allocations are subject to change.

PORTFOLIO CHARACTERISTICS	
Effective Duration (years)	5.09
Nominal Weighted Average Life (WAL)	10.18 Years
Yield to Worst (%)	4.41
Standard Deviation (3yrs)	1.95
Yield to Maturity	4.43%

FEES AND EXPENSES	
Max Initial Charge	0.00%
Max Exit Fee	0.00%
Ongoing Charge	0.14%
Performance Fee	0.00%

DEALING INFORMATION	
Settlement	Trade Date + 3 days
Dealing Frequency	Daily, forward pricing basis



IMPORTANT INFORMATION:

This material has been produced by BlackRock® for educational purposes only and does not constitute investment advice, or an offer or solicitation to sell or a solicitation of an offer to buy any shares of any fund (nor shall any such shares be offered or sold to any person) in any jurisdiction in which an offer, solicitation, purchase or sale would be unlawful under the securities laws of that jurisdiction. Before investing, you should consider the investment objectives, charges and expenses and the variety of risks (in addition to those described in the risk sections) of any applicable issuance documents. Certain share classes of certain Fund(s) mentioned in this document are registered for public distribution only in Spain, Portugal and Chile alongside each Prospectus for the Fund. In Spain, Fund(s) are registered with the number 140 in the Comisión Nacional del Mercado de Valores de España (CNMV). In Portugal, Fund(s) are registered with the Comissão do Mercado de Valores Mobiliários (CMVM). In Chile, Fund(s) are registered with the Superintendencia de Valores y Seguros (SVS) and for Fund(s) that are not registered they are subject to General Rule No. 336 and will not be supervised by the SVS. In Colombia, the sale of a Fund is addressed to less than one hundred specifically identified investors, and therefore may only be promoted or marketed in Colombia or to Colombian residents in compliance with Decree 2555 of 2010 and other applicable laws. No securities regulator in any country within Latin America or Iberia has confirmed the accuracy of any information contained herein. BlackRock Global Funds (BGF) is an open-ended investment company established in Luxembourg which is available for sale in certain jurisdictions only. BGF is not available for sale in the U.S. or to U.S. persons. Product information concerning BGF should not be published in the U.S. It is recognized under Section 264 of the Financial Services and Markets Act 2000. BlackRock Investment Management (UK) Limited is the UK distributor of BGF. Most of the protections provided by the UK regulatory system, and the compensation under the Financial Services Compensation Scheme, will not be available. A limited range of BGF sub-funds have a reporting fund status A sterling share class that seeks to comply with UK Reporting Fund Status requirements. Subscriptions in BGF are valid only if made on the basis of the current Prospectus, the most recent financial reports and the Key Investor Information Document, which are available on our website. Prospectuses, Key Investor Information Documents and application forms may not be available to investors in certain jurisdictions where the Fund in question has not been authorized. Issued by BlackRock Investment Management (UK) Limited (authorized and regulated by the Financial Conduct Authority). Registered office: 12 Throgmorton Avenue, London, EC2N 2DL. Registered in England No. 2020394. Tel: +44 (0) 20 7743 3000. For your protection, telephone calls are usually recorded. BlackRock is a trading name of BlackRock Investment Management (UK) Limited. The Morningstar Analyst Rating is not a credit or risk rating. It is a subjective evaluation performed by the manager research analysts of Morningstar. Morningstar evaluates funds based on five key pillars, which are process, performance, people, parent, and price. Analysts use this five pillar evaluation to determine how they believe funds are likely to perform over the long term on a risk-adjusted basis. They consider quantitative and qualitative factors in their research, and the weighting of each pillar may vary. The Analyst Rating scale is Gold, Silver, Bronze, Neutral, Negative. A Morningstar Analyst Rating of Gold, Silver, or Bronze reflect an Analyst's conviction in a fund's prospects for outperformance. Analyst Ratings are continuously monitored and reevaluated at least every 14 months. For more detailed information about Morningstar's Analyst Rating, including its methodology, please go to <http://corporate.morningstar.com/us/documents/MethodologyDocuments/AnalystRatingforFundsMethodology.pdf>. The Morningstar Analyst Rating should not be used as the sole basis in evaluating a mutual fund. Morningstar Analyst Ratings are based on Morningstar's current expectations about future events; therefore, in no way does Morningstar represent ratings as a guarantee nor should they be viewed by an investor as such. Morningstar Analyst Ratings involve unknown risks and uncertainties which may cause Morningstar's expectations not to occur or to differ significantly from what we expected Morningstar rates mutual funds from one to five stars based on how well they've performed (after adjusting for risk and accounting for all sales charges) in comparison to similar funds. Within each Morningstar Category, the top 10% of funds receive five stars, the next 22.5% four stars, the middle 35% three stars, the next 22.5% two stars, and the bottom 10% receive one star. Funds are rated for up to three time periods—three-, five-, and 10 years—and these ratings are combined to produce an overall rating. Funds with less than three years of history are not rated. Ratings are objective, based entirely on a mathematical evaluation of past performance. They're a useful tool for identifying funds worthy of further research, but shouldn't be considered buy or sell recommendations. Morningstar Rating metrics. Morningstar, Inc.® 2018. All rights reserved. The information contained herein; (1) is proprietary to Morningstar and/or its affiliates; (2) may not be copied or distributed; (3) is not warranted to be accurate, complete or timely. Neither Morningstar nor its content providers are responsible for any damages or losses arising from any use of this information. Past performance is no guarantee of future results. © 2018 BlackRock, Inc. All Rights reserved. BLACKROCK, BLACKROCK SOLUTIONS, iSHARES, iTHINKING, BUILD ON BLACKROCK, SO WHAT DO I DO WITH MY MONEY, BUILT FOR THESE TIMES and the stylized i logo are registered and unregistered trademarks of BlackRock, Inc. or its subsidiaries in the United States and elsewhere. All other trademarks are those of their respective owners. LA-0544

GLOSSARY

Effective Duration: A measure of price sensitivity of a bond to changes in interest rates. The Modified Duration of the fund is calculated as the average of the underlying bonds' modified duration values, adjusted to take account of their relative weight (size) within the fund.

Ongoing Charge: is a figure representing all annual charges and other payments taken from the fund.

Quartile Rank: categorizes a fund into four equal bands based on their performance over a specified period within the relevant Morningstar's sector. The top or first quartile contains the top 25% of funds, through to the bottom or 4th quartile which contains the bottom 25% of funds.

SRRI: is a value based on the volatility of the fund, which gives an indication of the overall risk and reward profile of the Fund.

Nominal Weighted Average Life (WAL): A bond's maturity is the length of time until the principal amount of the bond is to be repaid. WAL of the fund is calculated as the average of the underlying bonds' maturities, adjusted to take account of their relative weight (size) within the fund.

Yield To Worst: The lowest potential yield that can be received on a bond without the issuer actually defaulting. The yield to worst is calculated by making worst-case scenario assumptions on the issue by calculating the returns that would be received if provisions are used by the issuer.

Performance Fee: is charged on any returns that, subject to a High Water Mark, the Fund achieves above it's performance fee benchmark. Please refer to the Prospectus for further information.