

June 30, 2020

ODDO BHF ProActif Europe



CR-EUR - Eur | FUNDAMENTAL EQUITIES - FLEXIBLE - EUROPE

Assets Under Management 444 M€
NAV per Unit 195.23€
Evolution vs M-1 3.56€

Morningstar category :
Allocation EUR Flexible



Morningstar™ at 5/31/20



Risk/return scale (*)

Countries in which the fund is authorised for distribution to the public:

FR IT CHE DEU AUT PRT ESP BEL SWE LUX CL

Portfolio Managers

Pascal RIEGIS, Emmanuel CHAPUIS

Key features

Benchmark: 50% Euro Stoxx 50 (Net return) + 50% EONIA TR

Recommended investment horizon: 3 Years

Inception date of the fund: 9/10/04

Initial date of performance: 9/10/04

Legal structure	French FCP
ISIN code	FR0010109165
Bloomberg code	ODDPREU FP
Currency	Euro
Dividend policy	Accumulation unit
Minimum (initial) investment	1 thousandth of a unit
Subscription fees	4 % (maximum)
Redemption fees	Nil
Management fees	1.60% (inclusive of tax) of the net assets.
Performance fees	20% of the FCP's outperformance relative to the benchmark index provided that the FCP's performance is positive.
Ongoing charges	1.94%
Management company	ODDO BHF AM SAS
Custodian	ODDO BHF SCA, France (Paris)
Administration and Accounting	EFA
Subscriptions/ redemptions	11:15am D
NAV calculation frequency	Daily
Transaction fees received by the Management Company	Transaction fees are listed in the prospectus and may be applied in addition to the fees shown above.

Technical and risk indicators*

	3 years	5 years
Jensen's Alpha	-1.53%	-0.95%
Sharpe ratio	-0.16	-0.05
Information ratio	-0.32	-0.25
Tracking Error	5.01%	4.74%
Beta	0.69	0.71
Correlation	0.90	0.90

Investment strategy

Between 0% and 100% of the fund is invested in European equities and/or money market products, its aim being to outperform the benchmark index (50% capitalised Eonia + 50% Eurostoxx 50 NR) over an investment period of at least three years. The fund is managed on a discretionary basis, and can make the most of market conditions by freeing itself from benchmarks.

Annual performance (rolling 12 months)

from	6/30/15	6/30/16	6/30/17	6/29/18	6/28/19
to	6/30/16	6/30/17	6/29/18	6/28/19	6/30/20
Fund	-4.4%	7.5%	-1.5%	-0.9%	-1.2%
Benchmark	-6.5%	11.1%	0.6%	2.6%	-1.6%

Past performance is not an indication of future results. Performance may vary over time.

Calendar performance (from january 01 to december 31)

	2015	2016	2017	2018	2019
Fund	9.0%	0.6%	3.9%	-7.7%	5.2%
Benchmark	3.8%	2.3%	4.4%	-6.2%	13.2%

Performance Analysis

	Annualized performance			Cumulative performance					
	3 years	5 years	10 years	1 month	YTD	1 year	3 years	5 years	10 years
Fund	-1.2%	-0.2%	4.0%	1.9%	-0.7%	-1.2%	-3.5%	-0.8%	47.4%
Benchmark	0.5%	1.1%	2.7%	3.2%	-5.5%	-1.6%	1.5%	5.4%	30.9%

10-year change in performance (base 100)



Annualized volatility

	1 year	3 years	5 years
Fund	12.68%	8.42%	8.26%
Benchmark	16.64%	11.11%	10.44%

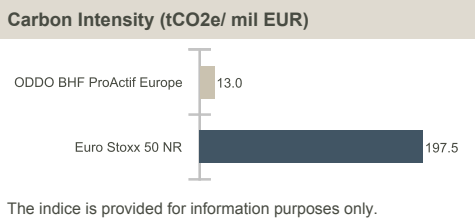
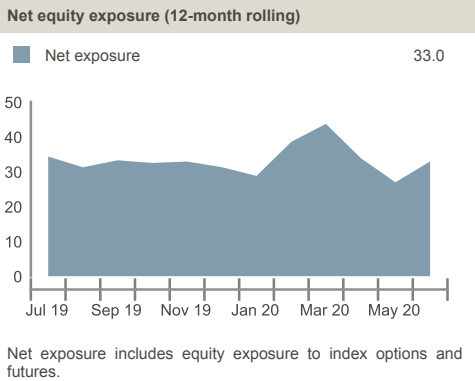
*Definitions of the financial indicators used are available for download on the website www.am.oddo-bhf.com under the heading 'Regulatory information'.

Sources : ODDO BHF AM SAS, Bloomberg, Morningstar®

(1) Risk/return scale in a range from 1 (lowest risk) to 7 (highest risk). This indicator is not constant and is updated if the risk/reward profile of the fund changes over time. The lowest category does not mean a risk-free investment. Historical data, such as is used to calculate the risk/return ratio, may not be a reliable indication of the future risk profile of the Fund. There is no guarantee that the management objectives in terms of risk and return will actually be met.

ODDO BHF ProActif Europe

CR-EUR - Eur | FUNDAMENTAL EQUITIES - FLEXIBLE - EUROPE



Portfolio manager comment

In June, equity indices continued the recovery started in late March. The EURO STOXX 50 NR rose by 6.40% over the month, the DJ STOXX 50 NR 3.56% and the MSCI SMID Cap NR 1.81%. Cyclical continued to make up for lost ground relative to defensive stocks, particularly in the banking, insurance and technology sectors. Conversely, health care, food, telecoms and real estate remained stable, as did oil.

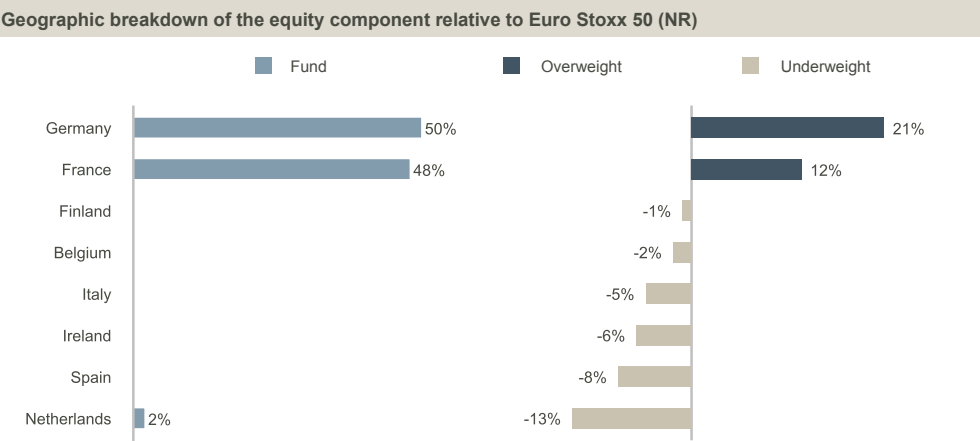
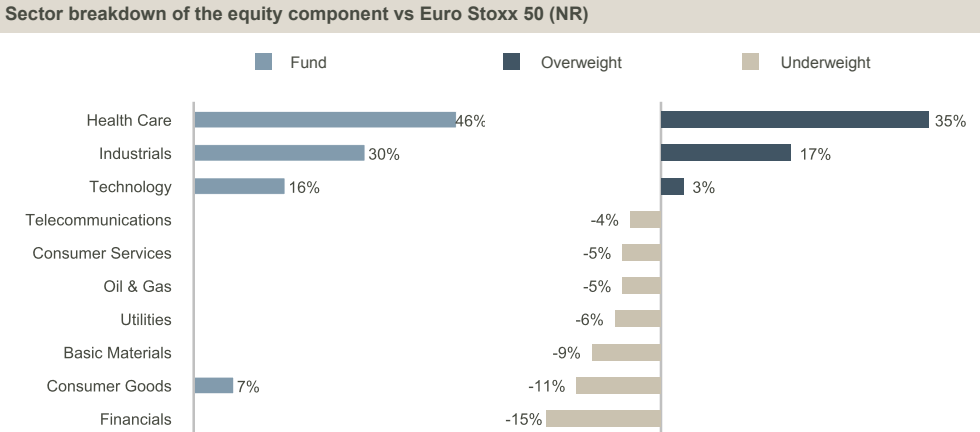
Oil and metal prices continued to trend upwards. They reflect an upturn in global activity across the board, likely boosted by overactivity in certain areas post-lockdown.

After rising at the beginning of the month, government bond yields ended the month virtually unchanged.

Mounting geopolitical tension, whether in the form of pressure from China on Hong Kong (putting further strain on relations between China and the US) or differences of opinion within the EU between so-called northern saints and southern sinners, were not enough to rattle the markets. Feathers were temporarily ruffled only by localised outbreaks of COVID-19 in Asia and the United States (Arizona, Florida and Texas). The threat of a second wave was still at the forefront of people's minds, especially as the epidemic raged through Latin America.

Individual countries and the European Union brought in a raft of stimulus measures in response to the economic damage caused by the pandemic.

Profit-taking in May limited our ability to harness the market's rise in June. We took advantage of the consolidation on high-quality but volatile names over the month, raising the investment rate from 27% to 33%. We therefore opened or reopened three lines in MTU, Safran (aerospace equipment) and Bayer (health care and agrochemicals).



Main equity portfolio holdings				
Security name	Weight*	Weight**	Sector	Country
Ipsen	5.92%		Health Care	France
Merck Kgaa	5.57%		Health Care	Germany
Alstom	5.52%		Industrials	France
Sap Se	4.87%	2.95%	Technology	Germany
Bayer Ag-Reg	3.75%	1.40%	Health Care	Germany
Mtu Aero Engines Ag	2.41%		Industrials	Germany
Michelin (Cgde)	2.40%		Consumer Goods	France
Safran Sa	1.98%	0.69%	Industrials	France
Asm International Nv	0.54%		Technology	Netherlands
Number of equity holdings	9		* Fund	** Benchmark

Main portfolio derivatives		
Product	Type	Exposure (%)

RISKS: The fund is exposed to the following risks : risk of capital loss, equity risk, interest rate risk, credit risk, risk associated with discretionary management, currency risk, risk associated with commitments on forward financial instruments, counterparty risk, risk associated with holding small and medium capitalisations, risks associated with securities financing transactions and collateral management and on an ancillary basis emerging markets risk

DISCLAIMER : This document has been drawn up by ODDO BHF ASSET MANAGEMENT SAS for market communication. Its communication to any investor is the responsibility of each promoter, distributor or advisor. Potential investors are invited to consult an investment advisor before subscribing to the fund regulated by the Autorité des Marchés Financiers (AMF) . The investor is informed that the fund presents a risk of capital loss, but also many risks linked to the financial instruments/strategies in the portfolio. In case of subscription, investors must consult the Key Investor Information Document (KIID) and the fund's prospectus in order to acquaint themselves with the detailed nature of any risks incurred. The value of the investment may vary both upwards and downwards and may not be returned in full. The investment must be made in accordance with investors' investment objectives, their investment horizon and their capacity to deal with the risk arising from the transaction. ODDO BHF ASSET MANAGEMENT SAS cannot be held responsible for any direct or indirect damages resulting from the use of this document or the information contained in it. This information is provided for indicative purposes and may be modified at any moment without prior notice. Investors are reminded that past performance is not a reliable indication of future returns and is not constant over time. Performances are presented net of fees except the potential subscription fee charged by the distributor and the local taxes. Any opinions presented in this document result from our market forecasts on the publication date. They are subject to change according to market conditions and ODDO BHF ASSET MANAGEMENT SAS shall not in any case be held contractually liable for them. The net asset values presented in this document are provided for indicative purposes only. Only the net asset value marked on the transaction statement and the securities account statement is authoritative. Subscriptions and redemptions of mutual funds are processed at an unknown asset value. The Key Investor Information Document (DEU, ESP, FR, GB, IRL, POR, SWD) and the prospectus (FR, GB) are available free of charge from ODDO BHF ASSET MANAGEMENT SAS or at am.oddo-bhf.com or at authorized distributors. The annual and interim reports are available free of charge from ODDO BHF ASSET MANAGEMENT SAS or on its internet site am.oddo-bhf.com. The fund is licensed for sale in Switzerland. The Key Investor Information Document, the prospectus, the annual and interim reports for Switzerland can be obtained free of charge from the Swiss Representative and paying agent, RBC INVESTOR SERVICES BANK, succursale de Zürich, Bleicherweg 7, 8027 Zürich.