

Dexia Equities L Biotechnology



Overall Morningstar Rating™ : ★ ★ ★ ★

Class(*): Classic

Share type: Cap. (USD)

Risk scale

Risk class 0 1 2 3 **4** 5 6

The risk class is provided for information purposes only and is as at 31.12.2009 and calculated using the BEAMA method (viewable on www.beama.be) on a risk scale from 0 (lowest) to 6 (highest).

Characteristics

Sicav under Luxembourg law with subfunds

Legal form

Commercialised in

AUT, BEL, FRA, DEU, ITA, LUX, NLD, PRT, ESP, CHE

Available share type

Cap., Dis.

Currency

USD

NAV calculation

Daily

Additional information supplied by the distributor

The information included in this document is complementary to that in the fund prospectus, a document supplied by the distributor to the investor. The distributor will provide any additional information required for the investor to feel that he disposes of all the information he needs to make the right investment decision, especially as regards (a) the advantages receivable from or payable to the distributor, with respect to the transaction in question, and (b) the adequacy of the match between the UCITS and the investor's risk profile.

Principal holdings (%)

| Title | Sector | Weight |
|-------------------------|----------------------------|--------|
| GILEAD SCIENCES INC | Pharma, Bio, Life Sciences | 6,7 |
| LIFE TECHNOLOGIES CORP | Pharma, Bio, Life Sciences | 6,4 |
| AMGEN INC | Pharma, Bio, Life Sciences | 6,3 |
| ALEXION PHARMACEUTICALS | Pharma, Bio, Life Sciences | 5,5 |
| AMYLIN PHARMACEUTICALS | Pharma, Bio, Life Sciences | 4,7 |
| AFFYMETRIX INC | Pharma, Bio, Life Sciences | 4,6 |
| GENZYME CORP | Pharma, Bio, Life Sciences | 4,3 |
| CELERA CORP | Pharma, Bio, Life Sciences | 3,9 |
| BIOGEN IDEC INC | Pharma, Bio, Life Sciences | 3,7 |
| VERTEX PHARMACEUTICALS | Pharma, Bio, Life Sciences | 3,7 |



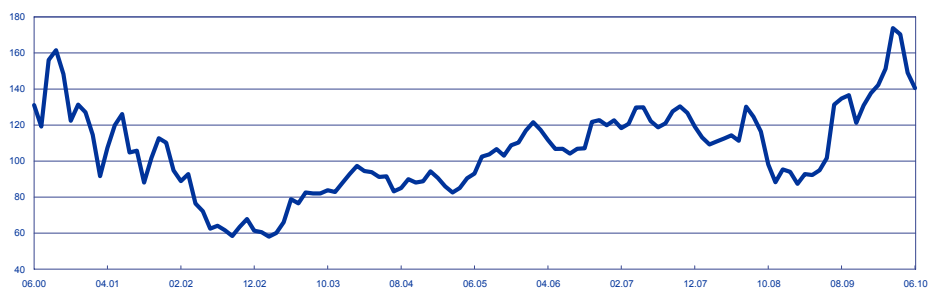
Morningstar Europe OE Sector Equity Category™ Biotechnology

© 2007 Morningstar, Inc. All rights reserved. Some of the information contained in this document is the property of Morningstar and/or its information providers. It is given without any guarantee as to its accuracy, exhaustiveness or topicality. Its reproduction or redistribution is strictly forbidden.

Investment strategy

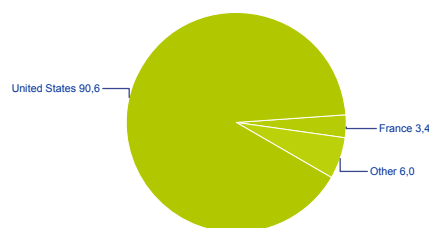
Dexia Equities L Biotechnology is a subfund of the sicav Dexia Equities L. This subfund mainly invests in world equities from the biotechnology sector. The subfund is above all concerned with equities which present a long-term growth potential. Given that the majority of the companies in the sector are established in the USA, the subfund mainly invests in American stocks.

NAV evolution (absolute value) since 10 years in USD

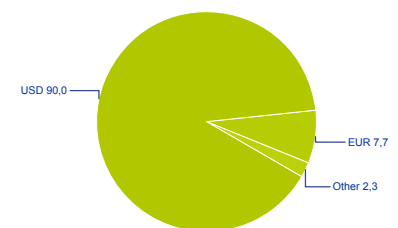


Past performances listed in this document are no guarantee of future results, nor are performances guaranteed not to fluctuate over time. The NAVs listed above are supplied by Accounts and take into account any restructuring undergone by the subfund.

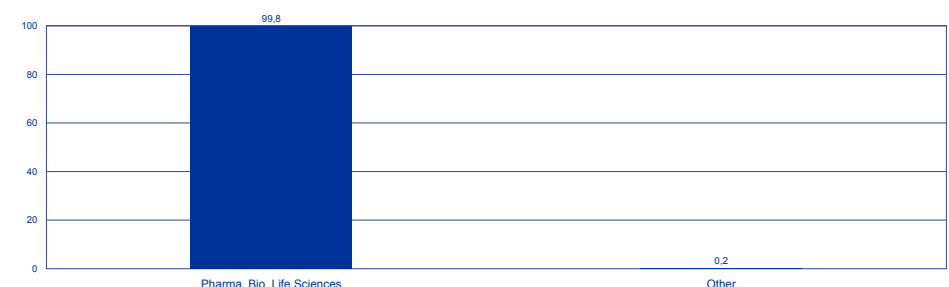
Country allocation (%)



Currency allocation (%)



Sectoral allocation (MSCI) (%)



© Dexia Asset Management

Should performance be expressed in a currency other than the official currency of the investor's country of residence, the returns could increase or decrease subsequent to currency fluctuation.

The investor is invited to consult the fund prospectus, which outlines the inherent risks. The prospectus, the simplified prospectus, the latest annual report and other fund-related information are available on www.dexia-am.com. A glossary is on the same site.

Dexia Equities L Biotechnology



Class(*): Classic

Share type: Cap. (USD)

Practical information

| | Cap. | Dis. |
|-----------------------------------|------------|------------|
| 1st NAV at | 05.04.2000 | 05.04.2000 |
| 1st NAV (USD) | 100,00 | 100,00 |
| NAV per share on 30.06.2010 (USD) | 140,50 | 138,31 |
| Total net assets (M USD) | 108,10 | |
| Latest dividend distributed (USD) | 0,00 | |
| Last dividend date | 07.05.2010 | |

| | | |
|------------------------------|--------------|--------------|
| Subscription fees (max.) (%) | 2,50 | 2,50 |
| Redemption fees (%) | 0,00 | 0,00 |
| ISIN Code | LU0108459040 | LU0108459552 |

Financial services

Belgium: Dexia Bank NV
Bld. Pachéco, 44 - 1000 Brussels
Tel. 02 222 11 11 - www.dexia.be
Acc.n°. 052-9006469-91
IBAN: BE23 0529 0064 6991
BIC: GKCCBEBB
RPR Brussels BTW BE 0403.201.185
CBFA n°. 019649 A

Luxembourg
Dexia Banque Internationale à Luxembourg,
69, route d'Esch, L-2953 Luxembourg
www.dexia-bil.lu.

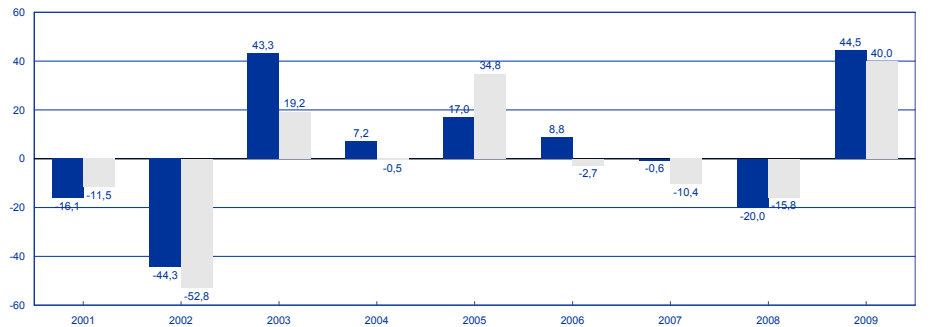
A full list with all entities in charge of financial service in different countries is available on:
www.dexia-am.com.

Information on terminology, class (*), risk class, duration etc. is available in the section « glossary » and at the intermediary in charge with the financial services. Emission prospect, short emission prospect, last periodical report, the Belgian appendix, information on risk class, duration evolution, ratings and also a rate list are available free of charge at each intermediary in charge with the financial services, and also on our website www.dexia-am.com.

Information for Belgium

| | | |
|----------------|--|--------------|
| TOB Cap. share | Redemption | max. 750 EUR |
| | 0,50% | per form |
| Fiscal status | cf. Belgian Appendix or Simplified Prospectus Tax on Dis. shares: 15% | |

Annual performance of last 9 exercices (costs/taxes excluded) in EUR & USD (%)



Data on December 31 (year book closure)

— in USD
— in EUR

Annualised performances on 30.06.2010 (%)

| Performances | 1 year | 3 years | 5 years | 10 years | Since inception |
|-------------------|--------|---------|---------|----------|-----------------|
| Class C Cap (EUR) | 58,23 | 8,21 | 8,34 | -1,74 | 1,00 |
| Class C Cap (USD) | 38,18 | 4,75 | 8,59 | 0,70 | 3,38 |

Average cumulated performances, based on annual calculation of costs and taxes.

Performances are based on historical data, which may not provide any guarantee whatsoever of future performances and do not take account of possible mergers of UCITS or parts of investment companies.

Manager's comment

The comments on this fund are available on the website www.dexia-am.com.

Subfund's risk profile

To better understand the fund's risk profile, investors are asked to consider, in addition to their risk category, the risks that are inherent to the investment strategy as described in the prospectus. Investors should be aware that the fund's value may decrease, particularly due to its exposure to the following main risks:

- Equity market risk, i.e., the risk of seeing asset prices influenced by market fluctuations.
- Currency risk, i.e., the variation in exchange rates between the various investment currencies and the fund's valuation currency.
- Liquidity risk: the relatively limited size of certain biotechnological companies and/or certain market conditions could prevent the sale of fund positions at the valuation prices.
- Derivatives and related risks, such as their sophistication, higher volatility, etc.
- Concentration risk: the fund could be concentrated on a relatively small number of issues meeting certain financial solidity standards in order to be selected from within the small market segment of biotechnologies.

© Dexia Asset Management

The present document is published for information purposes only. Its purpose is not to provide investment advice, nor will it acknowledge any transaction effected, unless explicitly stated otherwise. The information in this document has been submitted to us from various sources. Dexia Asset Management chooses its sources and transmits the information with the greatest care. Nevertheless, these sources or processes may not be considered, a priori, error- or omission-free. This document may only be reproduced with the prior written consent of Dexia AM. Dexia AM's intellectual property rights have, at all times, to be respected.