

MAINFIRST AVANT-GARDE STOCK FUND A EUR

Fund Manager Name Anko Beldsnijder, Richard Burkhardt

Report as of 31 Oct 2015
For professional investors only.

Benchmark
STOXX Europe 600 NR EUR
Used throughout report

Morningstar® Category
Europe Large-Cap Growth Equity

Morningstar Rating™
★★★

City Wire Rating*


Investment Style

The fund invests in Western European companies of good quality and above-average earnings growth. The focus is on blue chips. The fund manager follows an active, bottom-up driven approach, being fully invested in normal times. Style consistency also in difficult markets is key. The selection process is based on five criteria: shareholdervalue-orientation, leading market position, above average earnings growth and quality of management; furthermore the strategic use of information technology is being investigated. On top of that, a company must have an attractive valuation and a positive momentum, followed by a final top-down check (macro criteria) determining the final position size the fund.

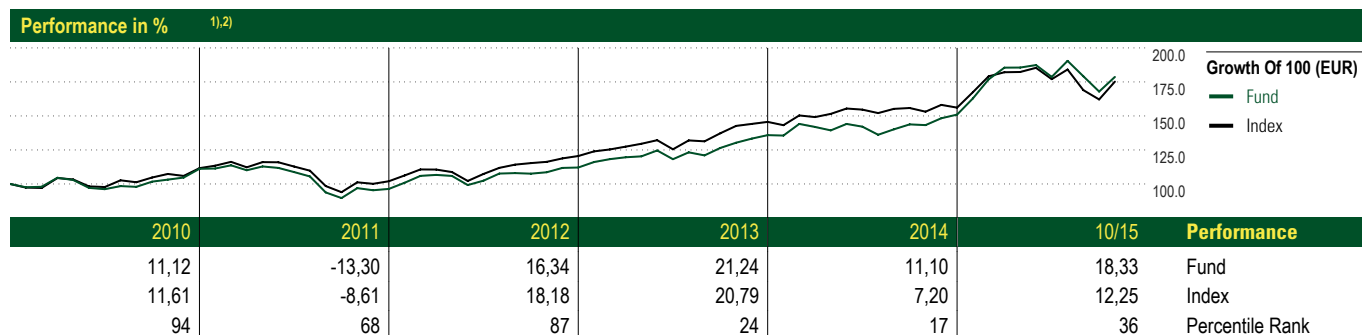
Market Commentary

Draghi's next shot

October was characterised by central bank action and a sentiment shift in capital markets. During the month, major central banks surprised the market with both dovish statements (Fed minutes and ECB press conference) and expansionary policy announcements (rate cut by the People's Bank of China). After a period with weak Chinese macro data and vague policy reactions that had depressed investor sentiment, broad support from monetary policy was welcomed by equity market participants. It triggered a massive sector rotation, especially during the first few weeks of the month. After positive earnings momentum stocks outperformed the broader market for almost a year, we saw a sudden change in sentiment, which was reflected by a strong sell off in many of these stocks. On the other hand, stocks and sectors, which had suffered from negative earnings revisions because of deteriorating fundamentals, saw massive buying interest. Most of that was short covering, but some long-only investors also decreased their underweight position in sectors like Oil & Gas and Basic Resources. Nevertheless, fundamental data for both sectors remains negative and commodity price expectations reflected in the respective share prices are still too high. Equity indices performed very strongly on the back of the aforementioned policymaker actions and speeches. The S&P 500 rose 8.3%, the strongest monthly increase in four years. The export-oriented DAX index benefitted even more from the Chinese rate cut and a weaker euro after the ECB indicated more accommodative action in December and jumped 12.3%, while the Stoxx Europe 600 TR Index returned 8.1%. The strongest sectors in October were the laggards of previous months: Autos (17.9%), Basic Resources (12.6%) and Oil & Gas (11.7%). Underperforming sectors were Banks (4.0%, as longer term low interest rates have negative implications on net interest margins), Media (4.3%) and Health Care (5.5%).

The fund rose by 6.5% and lagged the broader European equity market. The main reasons for this were the underweight position in the strongest performing sectors, which mainly benefitted from shortcovering, and the normalisation of the performance spread between companies which recorded positive earnings revisions versus companies with negative revisions. The best-performing stock in October was ASM International (20.3%), which was hit in prior months by the sell-off in Technology stocks. Airbus (19.8%) and Valeo (16.5%) rallied on the back of positive earnings results. Performance in October was hit by Entertainment One (-11.4%), which was still affected by the rights issue to partially buy out its partner in the Peppa Pig joint venture. As the ECB had been very dovish and gave indications that monetary policy will likely be even more expansive, we decreased our exposure to retail banks, especially those that could have difficulties in offsetting lower interest rates with internal actions. Consequently we sold Sydbank and Danske Bank. The cash was used to open a position in SAP, which finally started to show a healthy growth improvement and is attractively valued. Renault was also added, after the stock had been subject to a heavy sell-off in prior months, it seems to have the right products to withstand an emerging market slowdown and is still trading on a heavy discount, even to its own stake in Nissan.

We remain moderately positive for equity markets. We expect the massive sector rotation to become more moderate, as commodity related sectors are in overvalued territory. Equity investors will have to focus on companies with positive earnings revisions in the current low growth environment. Stock reactions in the ongoing reporting season draw the same conclusion. The recently weak market offers excellent long-term investment opportunities to enter selective quality growth companies.



¹⁾Value developments of the past are not a reliable indicator for future value developments.

²⁾The value development is calculated in Euro and in accordance with the BVI (German Funds Association) method, i.e. taking into account all costs and fees except for the subscription fee. For more information on the specific terms see: www.mainfirst.com/compliance.

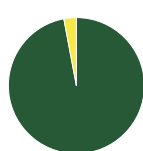
Key Indicators (31 Oct 2015)

Risk Measures				Trailing Returns cum.				Trailing Returns			
3-Yr Alpha	3,14	3-Yr Sharpe	1,34	3 Years	Return %	Idx	+/-Idx	YTD	Return %	Idx	+/-Idx
3-Yr Beta	1,00	Ratio		5 Years	64,49	50,73	13,76	1 Month	18,33	12,25	6,08
R-Squared	83,12	3-Yr Std Dev	13,07	10 Years	73,13	63,23	9,90	1 Year	6,40	8,08	-1,68
Information Ratio	0,63	3-Yr Risk	High	Since Inception	60,20	72,65	-12,45	3 Years Annualised	24,71	14,43	10,28
Tracking Error	5,37	5-Yr Risk	abv avg		118,84	-		5 Years Annualised	18,05	14,66	3,39
		10-Yr Risk	Avg						11,60	10,30	1,31

Calculations use STOXX Europe 600 NR EUR (where applicable)

²⁾The value development is calculated in Euro and in accordance with the BVI (German Funds Association) method, i.e. taking into account all costs and fees except for the subscription fee. For more information on the specific terms see: www.mainfirst.com/compliance.

Portfolio Structure

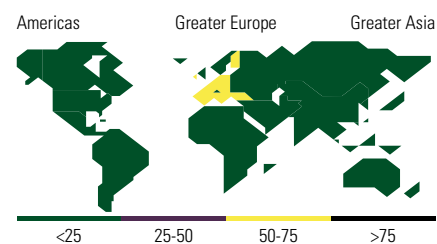


Asset Allocation	% Port.
Stocks	97,04
Cash	2,96

Morningstar Equity Style Box™

Value	Blend	Growth	Size
			Large
			Mid
			Small

	% Equity
Giant	22,33
Large	27,78
Medium	27,46
Small	14,70
Micro	7,73
Avg Mkt Cap	5595 EUR



Top Ten Positionen	Fund	Index	Diff
Deutsche Pfandbriefbank	5,84	0,00	5,84
Leonteq	5,11	0,00	5,84
Flow Traders	4,64	0,00	4,64
NN Group	4,05	0,07	3,98
WPP	3,74	0,34	3,40
ING Groep	3,35	0,65	2,70
UDG Healthcare	3,34	0,00	3,34
Helma	3,33	0,00	3,33
Novo Nordisk	3,20	1,16	2,04
Pandora	3,06	0,16	2,90

Sector Weightings	% Equity	% Index
Cyclical	61,50	41,79
Basic Materials	3,01	7,24
Consumer Cyclical	21,52	11,61
Financial Services	36,96	21,06
Real Estate	-	1,87
Sensitive	15,13	26,23
Communication Services	2,93	5,21
Energy	-	5,81
Industrials	8,08	10,96
Technology	4,13	4,24
Defensive	23,37	31,99
Consumer Defensive	10,88	14,05
Healthcare	12,49	14,06
Utilities	-	3,88

Top 10 Countries	% Equity	% Index
Netherlands	20,62	4,01
Germany	20,45	13,23
France	15,62	15,33
United Kingdom	12,37	31,20
Denmark	8,09	2,63
Ireland	6,63	0,63
Switzerland	5,33	13,88
Belgium	5,04	1,97
Canada	2,54	-
China	1,90	0,02
World Regions	% Equity	% Index
Greater Europe	94,43	99,18
Americas	3,67	0,79
Greater Asia	1,90	0,02

Operations

Fund Company	MainFirst SICAV Luxembourg	Fund Size (mil)	22,96 EUR	Minimum Initial Purchase	2.500 EUR
Phone	+49(0)69 78808 134	Domicile	Luxembourg	Current Annual Management Fee	1,50%
Website	www.mainfirst.com	Currency	EUR	Initial Charge	5,00%
Inception Date	30 Apr 2004	UCITS	Yes	Performance Fee	15,00%
NAV	109,42 EUR	Inc/Acc	Acc	TER	2,05%
Fund Manager Name	Anko Beldsnijder, Richard Burkhardt	ISIN	LU0187937411	Annual Report Date	30 Jun 2015
		WKN	A0B91Q	Fiscal Year End Month	31/ Dec

This Document is Marketing Material and serves exclusively product information purposes. This Document is not a research report and is not intended as such. The legal requirements that guarantee the impartiality of research material have thus not been complied with. A prohibition to trade prior to issuance of this Publication is not applicable.

Investments in the investment funds referred to herein should only be made on the basis of the respective fund's current sales prospectus. The prospectus, the financial reports of the funds and the current key investor information documents (KIID) are available [in German language/English language] free of charge from MainFirst Bank AG, Asset Management, Kennedyallee 76, 60596 Frankfurt am Main, e-mail: fonds@mainfirst.com.

Issuer: MainFirst Bank AG („MainFirst“). MainFirst is authorized and regulated by the German Federal Financial Supervisory Authority (Bundesanstalt für Finanzdienstleistungsaufsicht, BaFin). This Document may not be changed, reproduced, passed on or made available to third parties, in whole or in part, in any form or by any means without MainFirst prior express consent. Copyright lies with, MainFirst Bank AG. All rights reserved.

This Document is intended for the use of clients that are professional clients or eligible counterparties under the rules of the Markets in Financial Instruments Directive (Directive 2004/39/EC, MiFID). The distribution of this Document or any information contained herein to retail clients under the MiFID rules is not permitted and such information may not be used to influence their investment decision. This Document and the information contained herein is not directed at or intended for distribution to, or use by, any person in any jurisdiction or country where such use or distribution would be contrary to any applicable local law or regulation. Neither this information nor any copy thereof may be sent, taken into or distributed in the U.S. or to any U. S. person (within the meaning of Rule 902, Regulation S under the U.S. Securities Act of 1933, as amended).

This Document is not to be used or considered as an offer or solicitation to sell or offer or solicitation to buy or subscribe for securities or other financial instruments or as a recommendation to act in a certain way. It is provided only for client information and does not constitute nor is intended as investment advice. In particular, it does not constitute a personal recommendation or take into account the particular investment objectives, financial situation, or individual investor needs. Recipients must exercise their own independent judgement as to the suitability of such investments and recommendations in the light of their own investment objectives, experience, tax, legal, business and financial position or individual needs. Clients should seek professional advice, if necessary.

This Document contains selected information and does not purport to be complete. This Document is based on information derived from publicly available sources, proprietary data as well as third party sources. MainFirst neither examines the information as regards its fairness, accuracy, completeness, reliability, timeliness or suitability for investors' purposes nor represents or guarantees this, expressly or impliedly.

Assessments and opinions including performance and return estimates expressed herein reflect the current views of the author(s). They are as of the date of this Document and subject to change at any time without prior notice. Past performance should not be taken as an indication or guarantee of future performance and no representation or warranty, express or implied, is made regarding future performance. Price fluctuations of the underlying financial instruments, their return as well as changes in interest and exchange rates mean that the value, price or income arising from any investments referred to in this Document may fall or rise and are not guaranteed in any way. The estimates and assessments contained herein are based on various factors, among others on the latest price, assessed value of the underlying assets and market liquidity factors as well as on further assumptions and publicly available information. The price, value and any income arising from any investment referred to in this Document may go down as well as up. Information may change without prior notice. Any risk considerations contained in this Document are not to be considered as disclosure of all risks or final handling of mentioned risks.

Carnegie Fund Services S.A., 11 rue du General-Dufour, 1211 Geneve 11 is our appointed representative and Banque Cantonale de Geneve, Quai de l'Ile 17 - CP 2251, 1211 Geneve 2 is our appointed paying agent in Switzerland.