

Schroder International Selection Fund Korean Equity

A Accumulation Share Class

Fund Launch Date

10 September 2004

Total Fund Size (Million)

USD 55,1

Share Price End of Month (USD)

35,07

Total number of holdings

50

Benchmark

MSCI Korea Net TR

Fund Manager

Asia Investment Team

Managed fund since

10 September 2004

Historic Yield

0,00 %

Essential Statistics over 3 years

	Fund	Benchmark
Annual Volatility (%)	15,8	18,7
Alpha (%)	-6,8	---
Beta	0,7	---
Information Ratio	-0,8	---
Sharpe Ratio	-0,5	-0,0
Predicted Tracking Error (%)	4,7	---

The above ratios are based on bid to bid price based performance data.

Financial Ratios

	Fund	Benchmark
P/Book Value	0,9	0,9
P/E Ratio	9,4	8,6
Predicted P/E Ratio	11,7	12,2
ROE (%)	11,9	13,1
Dividend Yield (%)	2,7	2,7
3 Year Earnings Growth (%)	7,7	13,2

These financial ratios refer to the average of the equity holdings contained in the fund's portfolio and in the benchmark (if mentioned) respectively.

Investment Objective and Policy

The fund aims to provide capital growth by investing in equities of Korean companies.

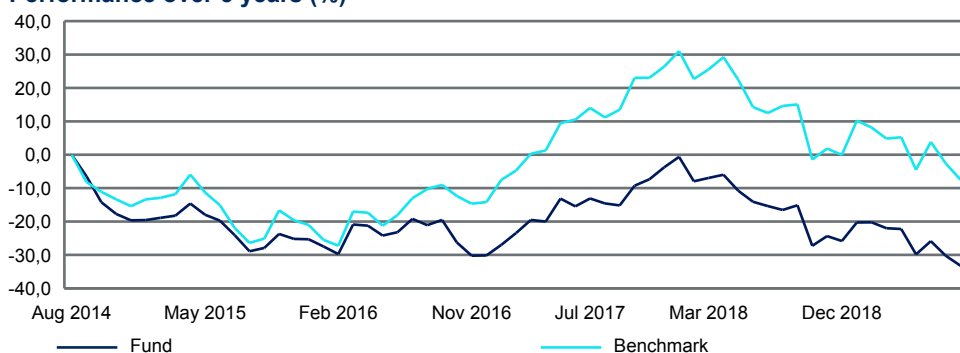
The fund invests at least two-thirds of its assets in equities of Korean companies. The fund typically holds fewer than 70 companies. The fund may use derivatives with the aim of achieving investment gains, reducing risk or managing the fund more efficiently. The fund may also hold cash.

Performance Analysis

Performance (%)	1 month	3 months	6 months	YTD	1 year	3 years	5 years	10 years
Fund	-4,3	-4,9	-16,3	-10,0	-20,0	-15,4	-33,3	3,8
Benchmark	-5,0	-3,1	-14,5	-7,4	-19,3	3,1	-7,5	51,4

Annual Performance (%)	2018	2017	2016	2015	2014
Fund	-22,9	37,8	-6,5	-7,1	-18,3
Benchmark	-20,9	47,3	8,7	-6,7	-11,1

Performance over 5 years (%)



The return received may rise or fall as a result of currency fluctuations.

Past performance is not a reliable indicator of future results, prices of shares and the income from them may fall as well as rise and investors may not get back the amount originally invested.

The fund is managed with reference to a benchmark and its performance may be measured accordingly, but the manager invests on a discretionary basis and is not limited to investing in accordance with the composition of the benchmark.

All fund performance data are on a NAV to NAV basis, net income reinvested. Data is not available for the time periods with no % growth stated. In case a share class is created after the fund's launch date, a simulated past performance is used, based upon the performance of an existing share class within the fund, taking into account the difference in the ongoing charges and the portfolio transaction costs, and including the impact of any performance fees if applicable.

Some performance differences between the fund and the benchmark may arise because the fund performance is calculated at a different valuation point from the benchmark.

Source: Schroders

The Schroder ISF Korean Equity fund was launched in September 2004 to accommodate a transfer of shareholders from the Korea-Europe investment trust fund to the Schroder ISF SICAV. Prior to 10 September 2004 the fund uses the track record of the Korea-Europe (launched on 30/04/1987) as a proxy performance track record. On 30/12/2011 the MSCI Korea Net TR replaced the Korea Stock Price Index. The full track record of the previous index has been kept and chainlinked to the new one.

Risk Considerations

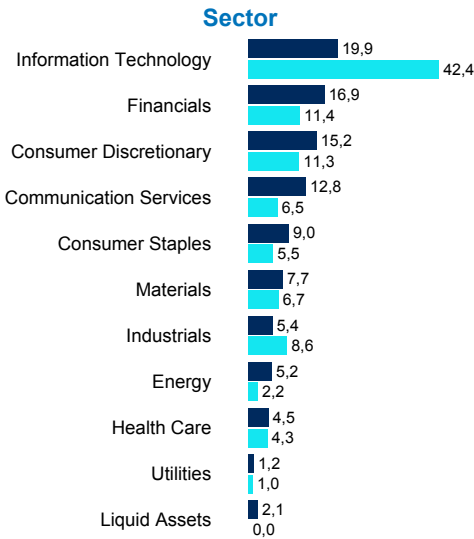
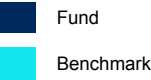
- Counterparty risk: The counterparty to a derivative or other contractual agreement or synthetic financial product could become unable to honour its commitments to the fund, potentially creating a partial or total loss for the fund.
- Currency risk: The fund can be exposed to different currencies. Changes in foreign exchange rates could create losses.
- Derivatives risk: A derivative may not perform as expected, and may create losses greater than the cost of the derivative.
- Emerging markets & frontier risk: Emerging markets, and especially frontier markets, generally carry greater political, legal, counterparty and operational risk.
- Equity risk: Equity prices fluctuate daily, based on many factors including general, economic, industry or company news.
- Leverage risk: The fund uses derivatives for leverage, which makes it more sensitive to certain market or interest rate movements and may cause above-average volatility and risk of loss.
- Liquidity risk: In difficult market conditions, the fund may not be able to sell a security for full value or at all. This could affect performance and could cause the fund to defer or suspend redemptions of its shares.
- Operational risk: Failures at service providers could lead to disruptions of fund operations or losses.
- Capital risk / distribution policy: the expenses of this share class are paid out of capital rather than out of investment income. Capital growth will be reduced and in periods of low growth capital erosion may occur.

Holdings Analysis

Top 10 Holdings				Sector	% NAV
1.	Samsung Electronics			Information Technology	9,7
2.	SK Hynix			Information Technology	5,8
3.	Hyundai Motor			Consumer Discretionary	4,6
4.	LG Chem			Materials	3,9
5.	Hana Financial Group			Financials	3,8
6.	Samsung Fire & Marine Insurance			Financials	3,5
7.	Naver			Communication Services	3,4
8.	NCsoft			Communication Services	3,4
9.	S-Oil			Energy	3,1
10.	SK Holdings			Industrials	3,1
Total					44,1
Overweights	(%)	Underweights	(%)	Market Cap Split	
Samsung Fire & Marine Insurance	2,5	Samsung Electronics	-22,9	<500 Million	3,9
S-Oil	2,5	Celltrion	-1,9	>=0.5<1 Billion	6,2
Hana Financial Group	2,5	Samsung SDI	-1,9	>=1<2 Billion	10,8
Leeno Industries	2,4	LG Household & Health Care	-1,7	>=2<5 Billion	8,4
Netmarble	2,2	KT&G	-1,6	>=5 Billion	70,7

Overweights and underweights data are based on fund's exposure to holdings grouped by name.

Asset Allocation (%)



Liquid Assets contain cash, deposits and money market instruments with maturities of up to 397 days, which are respectively not part of the core investment objective and policy. The commitment linked to the equity index futures contracts, if present, is deducted from cash. Source: Schroders

Information

Schroder Investment Management (Europe) S.A.
5, rue Höhenhof
1736 Senningerberg
Luxembourg
Tel.: (352) 341 342 212
Fax: (352) 341 342 342
For your security, communications may be taped or monitored.

	Accumulation
SEDOL	B01LQC5
Bloomberg	SCHKRAC:LX
Reuters	LU0195148118.LUF
ISIN	LU0195148118
Fund Base Currency	USD
Dealing Frequency	Daily (13:00 CET)
Ongoing Charges (latest available)	1,82 %
Minimum Investment Amount	EUR 1000 or USD 1000 or their near equivalent in any other freely convertible currency. The minimum subscription amount may be waived at the Directors' discretion.



Morningstar Ratings are sourced from Morningstar.

Third party data is owned or licensed by the data provider and may not be reproduced or extracted and used for any other purpose without the data provider's consent. Third party data is provided without any warranties of any kind. The data provider and issuer of the document shall have no liability in connection with the third party data. The Prospectus and/or www.schroders.com contain additional disclaimers which apply to the third party data.

This document does not constitute an offer to anyone, or a solicitation by anyone, to subscribe for shares of Schroder International Selection Fund (the "Company"). Nothing in this document should be construed as advice and is therefore not a recommendation to buy or sell shares. Subscriptions for shares of the Company can only be made on the basis of its latest Key Investor Information Document and Prospectus together with the latest audited annual report (and subsequent unaudited semi-annual report, if published), copies of which can be obtained, free of charge, from Schroder Investment Management (Europe) S.A. These documents are available in English, French and German. Investment in the Company may not be suitable for all investors. Investors with any doubts as regards suitability should contact their independent investment advisers. An investment in the Company entails risks, which are fully described in the prospectus. Schroders has expressed its own views and opinions in this document and these may change.

This document is issued by Schroder Investment Management (Europe) S.A., 5, rue Höhenhof, L-1736 Senningerberg, Luxembourg. R.C.S. Luxembourg: B 37.799.