

Capital Group European Growth and Income Fund (LUX)

Objective

The fund seeks to achieve long-term growth of capital and income by investing in companies domiciled and/or having their principal place of business in Europe. Preservation of capital is also a priority.

The Capital Advantage

Since 1931 our firm, Capital Group, has been singularly focused on delivering superior, consistent results for long-term investors using high-conviction portfolios, rigorous research and individual accountability.

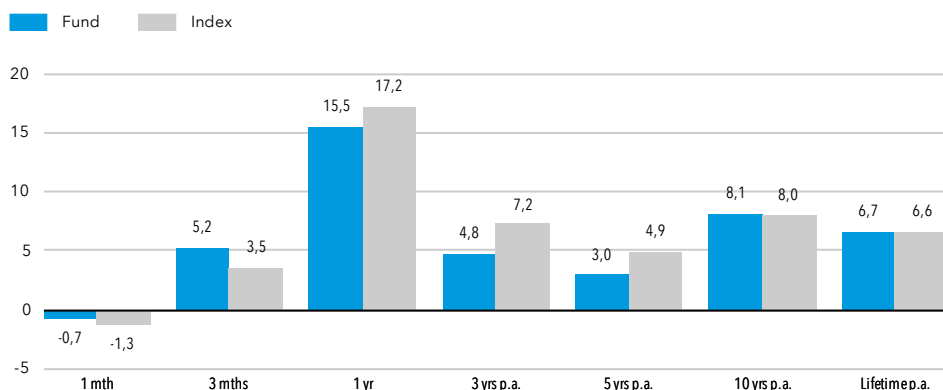
Fund essentials

Launch date	30 October 2002
Fund size	€298 million
Number of holdings	74
Turnover	50,9%
Gross income yield	4,1%
Net income yield	3,8%

Turnover is calculated over the last 12 months as the lesser of monthly purchases and sales divided by average net assets.

Yield is calculated over the same period as income earned by the fund, on both a before (gross) as well as an after (net) withholding taxes basis (in each case before fees), divided by average total net assets. This differs from the yield of each share class.

Fund results in EUR (B shares) as at 31 January 2020, %



Portfolio managers

	Based in	Years at Capital
Caroline Randall	London	14
David Riley	Washington, D.C.	25
Jesper Lyckeus	London	24
Joerg Sponer	London	17

Calendar year, %	2010	2011	2012	2013	2014	2015	2016	2017	2018	2019
Fund	6,9	-7,5	18,9	27,7	13,6	9,3	-1,0	6,1	-13,1	25,3
Index	11,1	-8,1	17,3	19,8	6,8	8,2	2,6	10,2	-10,6	26,0

1 year to 31 Jan, %	2011	2012	2013	2014	2015	2016	2017	2018	2019	2020
Fund	13,2	-6,1	19,2	20,2	23,8	-4,6	5,4	-8,6	-8,6	15,5
Index	16,3	-6,2	16,1	14,5	16,6	-5,4	9,0	-6,5	-6,5	17,2

Fund results are shown after fees and expenses and are calculated as the increase or decrease in net asset value of the fund over the relevant period. The net asset value is calculated based on close-of-business prices for performance and fee calculation purposes only. No dealing activity can be based on such net asset value. Please refer to capitalgroup.com/europe for further information on net asset value applicable to any dealing activity in the fund, and for other share classes; these have different fees and expenses, and returns will differ. Includes exceptional withholding tax refund. Results data does not take account of costs incurred on the issue of shares. Past results are not a guarantee of future results. Source: Capital Group.

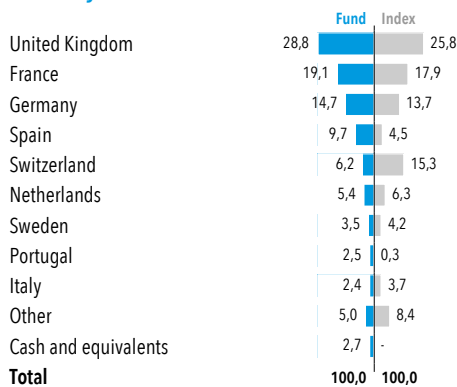
Index is the MSCI Europe Index with net dividends reinvested which is provided for indicative purposes only.

Ratings

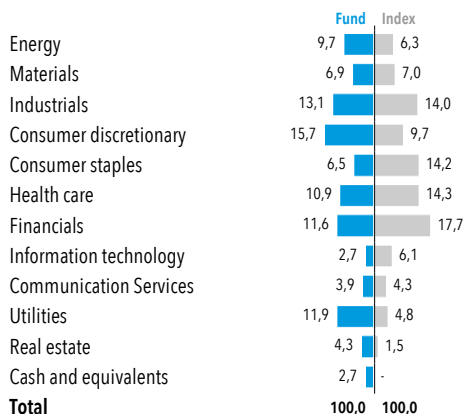


Morningstar Rating™ as at 31 January 2020.
Morningstar category: Europe Large-Cap Blend Equity
Source and copyright: Morningstar. For more information on the methodology of the Morningstar ratings please visit www.morningstar.com

Country breakdown, %



Sector breakdown, %



Country and sector breakdowns are data that are likely to change over time and do not constitute a commitment from the management company.

Top 10 holdings

	Sector	% Fund
E.On	Utilities	5,2
Novartis	Health care	4,3
TAG Immobilien	Real estate	4,3
TOTAL	Energy	3,3
BP	Energy	3,3
Kering SA	Consumer discretionary	3,2
Rio Tinto	Materials	2,9
British American Tobacco	Consumer staples	2,9
Airbus	Industrials	2,5
REN	Utilities	2,5
Total		34,5

Data is likely to change over time and does not constitute a commitment from the management company.

Reference information

Fiscal year end	31 December
Dealing frequency	Daily
Domicile	Luxembourg
Index	MSCI Europe Index with net dividends reinvested
Investment adviser	Capital Research and Management Company
Base currency	EUR

Risk statistics (B shares)

Lifetime risk statistics	
Standard deviation	13,6
Tracking error	3,3
Information ratio	0,0

Risk statistics are based on close of market returns (T+1).

Standard deviation (absolute volatility) is a measure of the absolute variability of returns and the larger the standard deviation, the greater the likelihood (and risk) that a fund's results will fluctuate from the average return. It is based on monthly observations using a population standard deviation calculation.

Tracking error (volatility relative to benchmark) measures the volatility of the difference between a portfolio's results and the benchmark.

Information ratio (risk adjusted relative return) represents the value added of the manager (excess return) divided by the tracking error.

Share class information (further share classes available at capitalgroup.com/europe)

Class	NAV	Management fee p.a.	TER	Dividend yield	Min. investment	Bloomberg	ISIN	SEDOL
B (Acc)	€30,51	1,500%	1,65%	n/a	none	CIFEIB2 LX	LU0157028266	B1KKQF3
Bd (Inc)	€24,35	1,500%	1,65%	1,8%	none	CIEIBDE LX	LU0193726345	B01BD02

Dividend yield is the income return on the share class and is shown for distributing share classes only. It is calculated over the last 12 months as income earned by the fund after withholding taxes, fees and expenses. Where hedged share classes are listed, for the purpose of currency hedging all assets attributable to them in this fund will be deemed to constitute exposure to EUR. The fund will aim to hedge 100% (with reasonable margin of tolerance) of this deemed currency exposure back into the currency referred to in the relevant Class's designation.

The charges you pay are used to pay the costs of running the fund, including the costs of marketing and distributing it. These charges reduce the potential growth of your investment. In addition to the Total Expense Ratio (TER), entry charges may apply according to provisions described in the Prospectus. Data is likely to change over time and does not constitute a commitment from the management company. Past results are not a guarantee of future results.

Total Expense Ratio (TER) is calculated over the last 12 months with a one month lag. TER data is therefore as at 31 December 2019.

This material, issued by Capital International Management Company Sàrl ("CIMC"), 37A avenue J.F. Kennedy, L-1855 Luxembourg, is distributed for information purposes only. CIMC is regulated by the Commission de Surveillance du Secteur Financier ("CSSF" - Financial Regulator of Luxembourg) and manages the fund which is a sub-fund of Capital International Fund. The fund is organised as an investment company with variable capital ("SICAV") under the laws of the Grand Duchy of Luxembourg and authorised by the CSSF as a UCITS. All information is as at the date indicated unless otherwise stated and is subject to change.

This fund may only be appropriate for long term investment. A full list of Paying Agents is located on the website stated.

Risk factors you should consider before investing:

- This material is not intended to provide investment advice or be considered a personal recommendation.
- The value of investments can go down as well as up and you may lose some or all of your initial investment.
- Past results are not a guarantee of future results.
- If the currency in which you invest strengthens against the currency in which the underlying investments of the fund are made, the value of your investment will decrease.
- The Prospectus and Key Investor Information Document set out risks, which, depending on the fund, may include risks associated with investing in fixed income, emerging markets and/or high-yield securities. Emerging markets are volatile and may suffer from liquidity problems.

Other important information:

The fund is offered only by Prospectus, together, where applicable, with the Key Investor Information Document. These documents, together with the latest Annual and Semi-Annual Reports and any documents relevant to local legislation, contain more complete information about the fund, including relevant risks, charges and expenses, and should be read carefully before investing. However, these documents and other information relating to the fund will not be distributed to persons in any country where such distribution would be contrary to law or regulation. They can be accessed online at capitalgroup.com/europe, where the latest daily prices are also available.

The tax treatment depends on individual circumstances and may be subject to change in future. Investors should seek their own tax advice. This information is neither an offer nor a solicitation to buy or sell any securities or to provide any investment service. © 2020 Capital Group. All rights reserved.