

# Goldman Sachs Growth & Emerging Markets Broad Equity Portfolio

A sub-fund of Goldman Sachs Funds, SICAV

Overall Morningstar Rating<sup>TM(1)</sup>  
★★★

0115  
Monthly Fund Update

## Investment Objective

- The Portfolio seeks to provide capital growth over the longer term. For full investment objective and policy details see the Prospectus.

**Past performance does not guarantee future results, which may vary.** The data is based on performance net of ongoing fees at sub-fund level, assuming the reinvestment of all distributions. Shareholders may incur additional costs for purchasing, holding or selling the shares as disclosed in the fund's prospectus (e.g. sales charges, custody fees) which may reduce returns and are not reflected in the performance data provided.

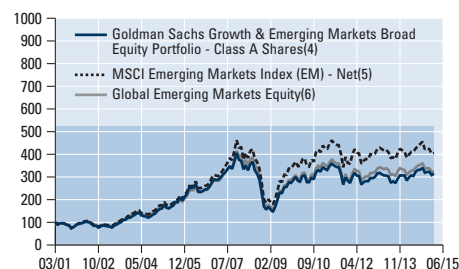
## Financial Information<sup>(2)</sup>

Net Asset Value (NAV) - Class A Shares (USD) <sup>(3)</sup>	31.16
Net Asset Value (NAV) - Class B Shares (USD) <sup>(3)</sup>	27.33
Total Net Assets (m) (USD)	134

## Fund Characteristics

Currency - Class A Shares	USD
Currency - Class B Shares	USD
Inception Date - Class A Shares	05-Mar-01
Inception Date - Class B Shares	05-Mar-01
Fund Domicile	Luxembourg

## Performance (Indexed)



This is an actively managed fund that is not designed to track its reference benchmark. Therefore the performance of the fund and the performance of its reference benchmark may diverge. In addition stated reference benchmark returns do not reflect any management or other charges to the fund, whereas stated returns of the fund do.

## Performance (%)

	31-Jan-10 - 31-Jan-11	31-Jan-11 - 31-Jan-12	31-Jan-12 - 31-Jan-13	31-Jan-13 - 31-Jan-14	31-Jan-14 - 31-Jan-15
Fund (USD)	18.6	-10.4	6.1	-10.8	10.8
Index	22.8	-6.6	7.6	-10.2	5.2
Morningstar Sector av.	20.6	-10.3	7.4	-9.9	4.9
Morningstar Quartile	3	3	3	3	1

## Fund Data

No. of holdings	119
% in top 10	19
Turnover ratio (%)	129
Historical Volatility Portfolio - 3 yrs	14.87
R <sup>2</sup> - 3 yrs	0.94
Beta - 3 yrs	1.06
Excess returns - 3 yrs	1.04
Historical Tracking error - 3 yrs	3.75

## Fund Facts

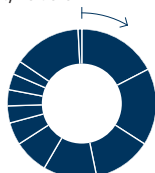
ISIN - Class A Shares	LU0122974248
ISIN - Class B Shares	LU0102223541
Bloomberg Ticker - Class A Shares	GSEMMKA LX
Bloomberg Ticker - Class B Shares	GSEMMKB LX
Distribution	December
Dealing and valuation	Daily
Reporting year end	30 November
Reference Benchmark	MSCI Emerging Markets (EM) - Net
Fund manager	Goldman Sachs Asset Management International, Emerging Markets Equity Team
Settlement	T + 3
EU Savings Directive	Not In Scope
Fund Company	Goldman Sachs Funds, SICAV
Initial Sales Charge - up-to (%)	4.0
Management Fee (%)	1.75
Performance Fee (%)	0.00
Total Expense Ratio (%) <sup>(7)</sup>	2.63

## Performance Summary (%)

	Since Launch	1 Mth	3 Mths	YTD	1 Yr	Annualised 3 Yrs	5 Yrs	10 Yrs
Class A Shares <sup>(8)</sup>	214.87	2.10	(2.32)	2.10	10.81	1.62	2.20	6.94
Global Emerging Markets Equity Sector av. <sup>(8)</sup>	227.22	0.49	(4.78)	0.49	4.85	0.83	2.31	7.07
Quartile Position in Sector <sup>(8)</sup>	1	1	1	1	1	2	2	3
Class B Shares <sup>(8)</sup>	174.98	1.98	(2.60)	1.98	9.67	0.60	1.18	6.41
MSCI Emerging Markets Index (EM) - Net <sup>(5)</sup>	301.81	0.60	(5.05)	0.60	5.23	0.58	3.12	8.76

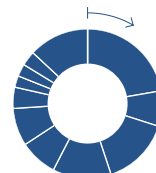
## Country Allocation (%)

Goldman Sachs Growth & Emerging Markets Broad Equity Portfolio



17.4% China
16.7% India
12.7% Korea, Republic of
11.6% Taiwan, Province of China
7.5% Brazil
4.9% South Africa
3.7% Mexico
3.5% Thailand
3.5% Indonesia
3.0% Russian Federation
14.7% Other
0.8% Cash and cash equivalents

MSCI Emerging Markets (EM) - Net



22.3% China
7.7% India
15.0% Korea, Republic of
12.7% Taiwan, Province of China
8.2% Brazil
8.2% South Africa
4.6% Mexico
2.5% Thailand
2.7% Indonesia
3.2% Russian Federation
13.1% Other
0.0% Cash and cash equivalents

## Top 10 Holdings<sup>(8)</sup>

Security	%	Country	Activity
Taiwan Semiconductor	3.0	Taiwan, Province of China	Semiconductors & Semiconductor Equipment
Tencent Holdings Ltd	2.9	China	Software & Services
Airports of Thailand PCL	2.5	Thailand	Transportation
Naspers Ltd	1.7	South Africa	Media
SK Hynix Inc	1.5	Korea, Republic of	Semiconductors & Semiconductor Equipment
BB Seguridade Participacoes SA	1.5	Brazil	Insurance
MediaTek	1.5	Taiwan, Province of China	Semiconductors & Semiconductor Equipment
Hanjin Kal Corp	1.5	Korea, Republic of	Transportation
Kweichow Moutai Co Ltd	1.4	China	Food Beverage & Tobacco
Bosch Ltd	1.4	India	Automobiles & Components

Please see Additional Notes. All performance and holdings data as at 31-January-15.

<sup>(1)</sup> More information about the Overall Morningstar Rating and its calculation can be found on the following website: [www.morningstar.com](http://www.morningstar.com). <sup>(2)</sup> Please note that the Goldman Sachs Growth & Emerging Markets Broad Equity Portfolio currently operates with income equalisation. The current income equalisation figures for the Goldman Sachs Growth & Emerging Markets Broad Equity Portfolio are available on request from our Shareholder Services team on +44 20 7774 6366 (email: [ess@gs.com](mailto:ess@gs.com)). Investors may want to discuss with their tax adviser the impact, if any, of income equalisation on them. <sup>(3)</sup> The Net Asset Value represents the net assets of the Portfolio (ex-dividend) divided by the total number of shares. <sup>(4)</sup> Portfolio returns are shown net of applicable ongoing fees within the portfolio, with dividends re-invested using the ex-dividend NAV. These returns are for comparison of performance against specified index. As the investor may be liable to other fees, charges and taxes, they are not meant to provide a measure of actual return to investors. The performance data do not take account of the commissions and costs incurred on the issue and redemption of shares. <sup>(5)</sup> The MSCI EM Index is quoted at month-end with income reinvested and, in contrast to the Portfolio, shown without the deduction of any expenses. <sup>(6)</sup> The Morningstar sector average figures are calculated using all open funds available in the universe at the indicated time period. The number of funds in a Morningstar sector varies over time as new funds are launched and funds close. Therefore the number of funds in a Morningstar sector at a portfolios launch may be less, or may be more, over shorter time periods. Source: Morningstar. © 2015 Morningstar, Inc. All Rights Reserved. The information contained herein: (1) is proprietary to Morningstar and/or its content providers; (2) may not be copied or distributed; and (3) is not warranted to be accurate, complete or timely. Neither Morningstar nor its content providers are responsible for any damages or losses arising from any use of this information. Past performance is no guarantee of future results. <sup>(7)</sup> Included in the calculation of the Total Expense Ratio (TER) are the fees of the Investment Adviser, the Distributor and certain ongoing expenses as described in further detail in the KIID. Dealing commissions and market costs will, however, not be included in the calculation of the TER. The TER of the "B" Shares will also include a Contingent Deferred Sales Charge (CDSC) as described in the Prospectus. <sup>(8)</sup> Portfolio holdings may not represent current, future investments or all of the portfolio's holdings. Future portfolio holdings may not be profitable.

Goldman Sachs

Asset Management

# Goldman Sachs Growth & Emerging Mkts Broad Equity Portfolio

## Certain Material Risks

---

An investment in the Shares of the Portfolio does not constitute a complete investment programme. The following risk considerations detail certain risks with an investment in the Portfolio as described in the KIID but is not a comprehensive summary of all of the risks associated with an investment in the Portfolio. For more detailed information on the risks associated with an investment in the Portfolio, please refer to the section in the Prospectus entitled "Risk Considerations".

- **Market risk** - the value of assets in the Portfolio is typically dictated by a number of factors, including the confidence levels of the market in which they are traded.
- **Operational risk** - material losses to the Portfolio may arise as a result of human error, system and/or process failures, inadequate procedures or controls.
- **Liquidity risk** - the Portfolio may not always find another party willing to purchase an asset that the Portfolio wants to sell which could impact the Portfolio's ability to meet redemption requests on demand.
- **Exchange rate risk** - changes in exchange rates may reduce or increase the returns an investor might expect to receive independent of the performance of such assets. If applicable, investment techniques used to attempt to reduce the risk of currency movements (hedging), may not be effective. Hedging also involves additional risks associated with derivatives.
- **Custodian risk** - insolvency, breaches of duty of care or misconduct of a custodian or sub-custodian responsible for the safekeeping of the Portfolio's assets can result in loss to the Portfolio.
- **Derivatives risk** - derivative instruments are highly sensitive to changes in the value of the underlying asset that they are based on. Certain derivatives may result in losses greater than the amount originally invested.
- **Counterparty risk** - a party that the Portfolio transacts with may fail to meet its obligations which could cause losses.
- **Emerging markets risk** - emerging markets are likely to bear higher risk due to lower liquidity and possible lack of adequate financial, legal, social, political and economic structures, protection and stability as well as uncertain tax positions.

# Additional Notes

## Registered and Principal Offices

Luxembourg domiciled Funds Registered Office:

c/o State Street Bank Luxembourg S.A.

49, Avenue J-F Kennedy

L-1855

Luxembourg

Goldman Sachs Funds, SICAV

Equity and Fixed Income Funds domiciled  
in Luxembourg

**Past performance does not guarantee future results, which may vary.** The value of investments and the income derived from investments will fluctuate and can go down as well as up. A loss of principal may occur.

This document has been issued by Goldman Sachs International, authorised by the Prudential Regulation Authority and regulated by the Financial Conduct Authority and the Prudential Regulation Authority.

**Offering Documents:** This material is provided at your request for informational purposes only and does not constitute a solicitation in any jurisdiction in which such a solicitation is unlawful or to any person to whom it is unlawful. It only contains selected information with regards to the fund and does not constitute an offer to buy shares in the fund. Prior to an investment, prospective investors should carefully read the latest Key Investor Information Document (KIID) as well as the offering documentation, including but not limited to the fund's prospectus which contains inter alia a comprehensive disclosure of applicable risks. The relevant articles of association, prospectus, supplement, KIID and latest annual/semi-annual report are available free of charge from the fund's paying and information agent and/or from your financial adviser.

**Distribution of Shares:** Shares of the fund may not be registered for public distribution in a number of jurisdictions (including but not limited to any Latin American, African or Asian countries). Therefore, the shares of the fund must not be marketed or offered in or to residents of any such jurisdictions unless such marketing or offering is made in compliance with applicable exemptions for the private placement of collective investment schemes and other applicable jurisdictional rules and regulations.

**Investment Advice and Potential Loss:** Financial advisers generally suggest a diversified portfolio of investments. The fund described herein does not represent a diversified investment by itself. This material must not be construed as investment or tax advice. Prospective investors should consult their financial and tax adviser before investing in order to determine whether an investment would be suitable for them. Furthermore, this information should not be construed as financial research. It was not prepared in compliance with applicable provisions of law designed to promote the independence of financial analysis and is not subject to a prohibition on trading following the distribution of financial research.

**An investor should only invest if he/she has the necessary financial resources to bear a complete loss of this investment.**

**Swing Pricing:** Please note that the fund operates a swing pricing policy. Investors should be aware that from time to time this may result in the fund performing differently compared to the reference benchmark based solely on the effect of swing pricing rather than price developments of underlying instruments.

Fees are generally billed and payable at the end of each quarter and are based on average month-end market values during the quarter. Additional information is provided in our Form ADV Part 2.

The information contained herein must not be construed as investment or tax advice. Prospective investors should consult their financial and tax adviser before investing in order to determine whether an investment would be suitable for them. Furthermore, this information should not be construed as financial research. It was not prepared in compliance with applicable provisions of law designed to promote the independence of financial analysis and is not subject to a prohibition on trading following the distribution of financial research.

This information is intended for viewing only by the intended recipient and may not be reproduced or distributed to any person in whole or in part without the prior written consent of GSI. Goldman Sachs International accepts no liability for the misuse or inappropriate distribution of this material.

Mortgage-backed securities are subject to certain additional risks. Generally, rising interest rates tend to extend the duration of fixed rate mortgage-backed securities, making them more sensitive to changes in interest rates. As a result, in a period of rising interest rates, if the Fund holds mortgage-backed securities, it may exhibit additional volatility. In addition, adjustable and fixed rate mortgage-backed securities are subject to prepayment risk. When interest rates decline, borrowers may pay off their mortgages sooner than expected. This can reduce the returns of the Fund because the Fund may have to reinvest that money at the lower prevailing interest rates.

The relevant articles of association, prospectus, supplement and key investor information document (KIID) and latest annual/semi-annual report (as applicable) are available free of charge from the fund's paying and information agents as listed below:

**Austria:** Raiffeisen Bank International AG, Am Stadtpark 9, A-1030 Wien, Austria.

**Belgium:** RBC Investor Services, Place Rogier II, 1210 Brussels, Belgium.

**Denmark:** Stockrate Asset Management, Mollevej 9 E2, DK-2990 Niva, Denmark.

**France:** RBC Investor Services Bank France, 105, rue Réaumur, 75002 Paris, France.

**Germany:** State Street Bank GmbH, Brienner Strasse 59, 80333 Munich, Germany.

**Greece:** Piraeus Bank S.A., 4 Amerikis Street, 10564 Athens, Greece.

**Ireland:** RBC Investor Services Ireland Limited, George's Quay House, 43 Townsend Street, Dublin 2, Ireland.

**Italy:** Société Générale Securities Services, Maciachini Center – MAC 2, Via Benigno Crespi, 19/A, 20159 Milan, Italy; AllFunds Bank S.A. Filiale di Milano, Via Santa Margherita 7, 20121 Milan, Italy; RBC Investor Services Bank Milan - Milan Branch, Via Vittor Pisani, 26, 20154 Milan, Italy; State Street Bank S.p.A., Via Col Moschin, 16, 20136 Milan, Italy; BNP Paribas Securities Services – Succursale di Milano, Via Ansperto 5, 20121 Milan, Italy; Banca Sella, Piazza Gaudenzio Sella 1, 13900 Biella BI, Italy.

**Switzerland:** Swiss Representative of the fund is First Independent Fund Services Ltd, Klausstrasse 33, 8008 Zurich. Paying Agent of the fund in Switzerland is Goldman Sachs Bank AG, Claridenstrasse 25, 8022 Zurich. The Key Investor Information Document (KIID) as well as the annual and semi-annual reports of the fund may be obtained free of charge at the Swiss Representative or Goldman Sachs Bank AG in Zurich.

**Luxembourg:** State Street Bank Luxembourg S.A., 49, avenue J.F. Kennedy, L-1855 Luxembourg.

**Sweden:** Skandinaviska Enskilda Banken AB, through its entity Global Transaction Services, SEB Merchant Banking, Sergels Torg 2, ST MH1, SE-106 40 Stockholm, Sweden.

Please note in addition for:

**Netherlands:** The fund is included in the register kept by the Stichting Autoriteit Financiële Markten.

**Spain:** The fund is a foreign UCITS registered with the CNMV registry with number 141 (SICAV), 913 (SICAV II), 305 (PLC). A full description and KIID for the fund and other mandatory documentation is available free of charge from any of the authorised distributors of the fund listed in the Comisión Nacional del Mercado de Valores ("CNMV") webpage at [www.cnmv.es](http://www.cnmv.es).

**Australia:** This material is distributed in Australia and New Zealand by Goldman Sachs Asset Management Australia Pty Ltd ABN 41 006 099 681, AFSL 228948 ('GSAMA') and is intended for viewing only by wholesale clients in Australia for the purposes of section 761G of the Corporations Act 2001 (Cth) and to clients who either fall within any or all of the categories of investors set out in section 3(2) or sub-section 5(2CC) of the Securities Act 1978 (NZ).

**Singapore:** This material has been issued or approved for use in or from Singapore by Goldman Sachs (Singapore) Pte. (Company Number: 198602165W).

**Hong Kong:** This material has been issued or approved for use in or from Hong Kong by Goldman Sachs (Asia) L.L.C.

© 2015 Goldman Sachs. All rights reserved.