

WIP Emerging Markets Fixed Income Fund Class A USD Inc

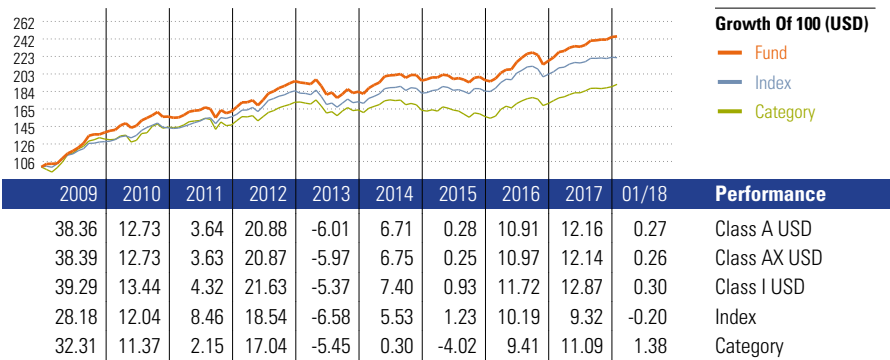
Morningstar Category Index
JPM EMBI Global Diversified TR USD

Morningstar® Category
Global Emerging Markets Bond

Total Net Assets (mil)
160.75 USD

Investment Objective

The Sub-Fund's primary investment objective is high current income with capital appreciation as a secondary objective. The Sub-Fund seeks to achieve these objectives primarily through investment in a portfolio of transferable debt securities of issuers in emerging markets throughout the world. The Sub-Fund will seek to take advantage of the significant potential of emerging economies by investing in high yielding debt securities and other instruments issued by governments and corporations in these developing markets....



The historical calculations are adjusted by dividends shown in the Funds local currency.

3 Year Risk Measures

3-Yr Alpha	0.68	3-Yr Sharpe Ratio	1.20
3-Yr Beta	1.02	3-Yr Std Dev	5.74
R-Squared	95.27		

Calculations use JPM EMBI Global TR USD (where applicable)

Trailing Returns

	1 Mo	1 Yr	3 Yrs	3 Yrs Annlzd	5 Yrs	5 Yrs Annlzd	Since Incept Annlzd
Class A USD	0.27	10.52	24.17	7.48	26.44	4.80	10.35
Class AX USD	0.26	10.49	24.16	7.48	26.54	4.82	8.12
Class I USD	0.30	11.21	26.64	8.19	30.66	5.49	7.49

The value of your investment may fluctuate. Past performance provides no guarantee for the future.

Operations

Fund Company: Worldwide Investors Portfolio-SICAV
Address: Hauck & Aufhäuser Asset Management Services S.à r.l.
1c, rue Gabriel Lippmann, L-5365 Munsbach

Name	Dividend	Yield
Class A USD	0.07	3.85
Class AX USD	1.29	5.75
Class I USD	0.10	5.78

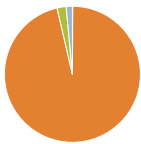
Stats & Fees (Saving plans are available)

	Class A USD	Class AX USD	Class I USD
Morningstar Rating™	★★★★	★★★★	★★★★
Date for Rating	31/01/2018	31/01/2018	31/01/2018
Appr. of Profit	Distributing	Distributing	Distributing
Inception Date	10 Sep 1998	14 Aug 2003	7 Mar 2005
NAV (31 Jan 2018)	21.49 USD	23.57 USD	21.43 USD
Bloomberg Code	PRIEMAI LX	PRUUEMF LX	PRUEMFI LX
ISIN	LU0084664241	LU0168400413	LU0111635727
Initial Fee	3.50%	3.50%	0.00%
Annual Management Fee	0.85%	0.85%	1.00%
Minimum Initial Purchase	2,500	2,500	5,000,000
Minimum Additional Purchase	250	250	10,000

All investments are performed exclusively on the basis of the fund's current sales prospectus, which contains a detailed description of the fund's investment goals, fees and risks, as well as other key information. A free prospectus can be obtained at www.hauck-aufhaeuser.lu. Please read the prospectus carefully. Not all share classes are available in all countries. The Fund may not be suitable for all investors. Fact Sheet not authorised for use in Belgium, Italy and U.K.

© 2018 Morningstar. All Rights Reserved. The information, data, analyses and opinions ("Information") contained herein: (1) include the proprietary information of Morningstar and Morningstar's third party licensors; (2) may not be copied or redistributed except as specifically authorised; (3) do not constitute investment advice; (4) are provided solely for informational purposes; (5) are not warranted to be complete, accurate or timely; and (6) may be drawn from fund data published on various dates. Morningstar is not responsible for any trading decisions, damages or other losses related to the Information or its use. Please verify all of the Information before using it and don't make any investment decision except upon the advice of a professional financial adviser. Past performance is no guarantee of future results. The value and income derived from investments may go down as well as up.

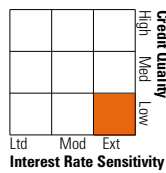
Portfolio 31 Jan 2018



Asset Allocation

Asset Class	% Port.
Stocks	0.09
Bonds	96.28
Cash	2.16
Other	1.46

Morningstar Fixed Income Style Box™



Effective Duration	6.82
Yield-to-Maturity	5.51
Avg Credit Quality	BB
Avg. YTM	12.09

Credit Quality

Credit Quality	in %
AAA	0.00
AA	0.00
A	2.30
BBB	23.10
BB	24.70
B	32.70
CCC	7.30
Less Than CCC	1.30
Not Rated	6.50
Cash	2.10

Top 10 Holdings

Top 10 Holdings	% Port.
Argentine Republic 7.82%2033-12-31	1.52
Russian Fedn 12.75%2028-06-24	1.31
1mdb Global Invts 4.4%2023-03-09	1.21
Argentina Rep 8.28%2033-12-31	1.17
Iraq Rep 6.752%2023-03-09	1.17
Petroleos Mexicanos 6.5%2041-06-02	1.13
Brazil Federative Rep 8.25%2034-01-20	1.02
Dominican Republic 5.875%2024-04-18	1.02
Peru Rep 8.75%2033-11-21	0.87
Indonesia Rep 7.75%2038-01-17	0.86

Sector Allocation

Sector Allocation	in %
Emerging Sovereign	90.30
Emerging Corporates	6.30
Corporates	0.20
Other	1.10
Cash	2.10

Country Breakdown

Country Breakdown	in %
Argentina	6.60
Mexico	5.90
Brazil	5.40
Turkey	4.80
Indonesia	4.60
Ukraine	4.50
Russian Federation	3.90
South Africa	3.60
Other	58.60
Cash	2.10

All investments are performed exclusively on the basis of the fund's current sales prospectus, which contains a detailed description of the fund's investment goals, fees and risks, as well as other key information. A free prospectus can be obtained at www.hauck-aufhaeuser.lu. Please read the prospectus carefully. Not all share classes are available in all countries. The Fund may not be suitable for all investors. Fact Sheet not authorised for use in Belgium, Italy and U.K.

© 2018 Morningstar. All Rights Reserved. The information, data, analyses and opinions ("Information") contained herein: (1) include the proprietary information of Morningstar and Morningstar's third party licensors; (2) may not be copied or redistributed except as specifically authorised; (3) do not constitute investment advice; (4) are provided solely for informational purposes; (5) are not warranted to be complete, accurate or timely; and (6) may be drawn from fund data published on various dates. Morningstar is not responsible for any trading decisions, damages or other losses related to the Information or its use. Please verify all of the Information before using it and don't make any investment decision except upon the advice of a professional financial adviser. Past performance is no guarantee of future results. The value and income derived from investments may go down as well as up.