

Candriam Sustainable Europe

Sicav under Belgian law with subfunds

Class: Classic


Share type: Cap. (EUR)

INVESTMENT STRATEGY

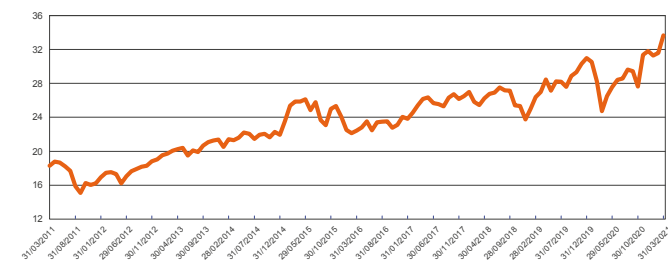
Candriam Sustainable Europe, a sub-fund of the Candriam Sustainable sicav, invests in stocks of European companies which are, within their sector, best-in-class (top 50%) in terms of integrating environmental, social and governance concerns into their business models and their stakeholder management. Moreover, eligible portfolio holdings must act in accordance with the UN Global Compact's ten principles and may not be involved in the arms industry. The fund is managed actively, with reference to the benchmark mentioned on the section "characteristics".

Investors must consult the Prospectus and the Key Investor Information Document (KIID) before subscribing to the fund. The Prospectus, the KIID, the latest annual report, the half-yearly report and other relative information concerning the fund and the benchmark are available in English or the local language for each country where the fund's marketing is approved, on the website www.candriam.com.

RISK AND REWARD PROFILE



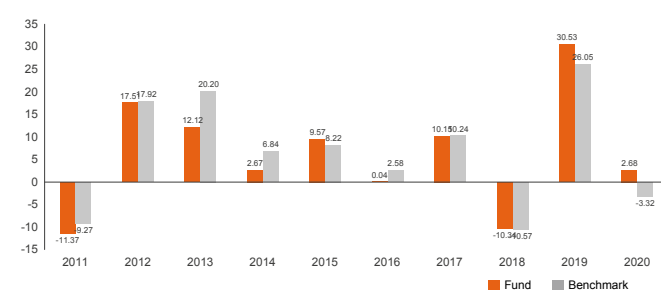
NAV EVOLUTION (Share: Cap) OVER 10 YEARS IN EUR



The risk level shown reflects the fund's historical volatility, completed where applicable by that of its reference framework. The volatility indicates the extent to which the value of the fund may fluctuate upwards or downwards.

- The indicated category may vary over time.
- The historical data give no indication of a future risk profile.
- The lowest category does not mean "risk-free".
- There is no guarantee or mechanism to protect the capital.

ANNUAL PERFORMANCE OF LAST 10 YEARS (COSTS/TAXES EXCL.) IN EUR (%)



Source : Candriam. Past performances presented in this document are not a guarantee of future performances and are not constant over time. The below NAVs in are provided by the accounting department, net of fees and reinvested revenues. Their value or price converted into euros may be impacted negatively or positively by fluctuations in the exchange rate.

ANNUALISED PERFORMANCES ON 31.03.2021 (%)

Performances	1 year	3 years	5 years	10 years	Inception
Class EUR	36.04	9.78	8.47	6.28	1.43
Class EUR - Benchmark	35.32	7.26	7.52	7.08	2.83

Source : Candriam. Returns net of fees and reinvested revenues; after deduction of all fees and taxes, except entry or exit charges. Performances are based on historical data, which may not provide any guarantee whatsoever of future performances and do not take account of possible mergers of UCITS or parts of investment companies.



Morningstar™ Category (02.2021) EAA Fund Europe Large-Cap Blend Equity

The Morningstar rating measures the performance of the fund relative to comparable funds, ranging from 1 star "" for the lowest rating to 5 stars "" for the highest.

© 2007 Morningstar, Inc. All rights reserved. Some of the information contained in this document is the property of Morningstar and/or its information providers. It is given without any guarantee as to its accuracy, exhaustiveness or topicality. Its reproduction or redistribution is strictly forbidden.

CHARACTERISTICS, PRACTICAL INFORMATION

Creation date	31.03.2000
Investment horizon	No investment horizon
Commercialised in	AT,BE,CH,ES,FR,IT
Share type(s)	Cap, Dis
Currency	EUR
NAV calculation	Daily
NAV can be consulted at the following address :	http://permafiles.beama.be/NAVpub_fr.pdf
Management company	Candriam Belgique
Reference index	MSCI Europe NR

Performances expressed in a currency other than that of the investor's country of residence are subject to exchange rate fluctuations, which may have a negative or positive impact on returns.

	Capitalization	Distribution
1st NAV at	31.03.2000	12.10.2005
1st NAV (EUR)	25.00	19.79
NAV per share on 31.03.2021 (EUR)	33.67	23.77
Total net assets (M EUR)	114.15	
Latest dividend distributed (EUR)		0.40
Date latest dividend distributed		17.07.2020
ISIN Code	BE0173540072	BE0945310457
Subscription fees (max.) (%)	2.50	2.50
Redemption fees (%)	0.00	0.00
General fees (%) including	2.00	2.01
Management fees (max. in %)		1.50
Performance fees (%)		0.00

Custodian fee : Custodian fees may vary between financial service entities. Further information is available from the financial service entity.

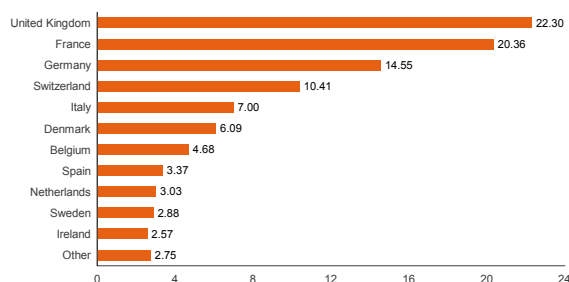
Candriam Sustainable Europe

Sicav under Belgian law with subfunds

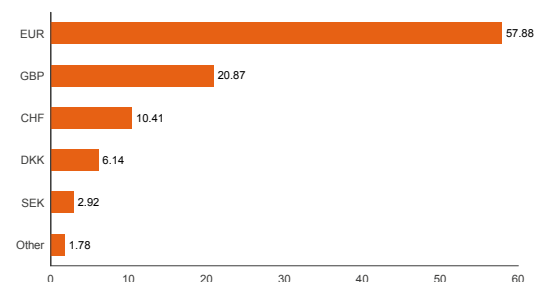
Class: Classic

Share type: Cap. (EUR)

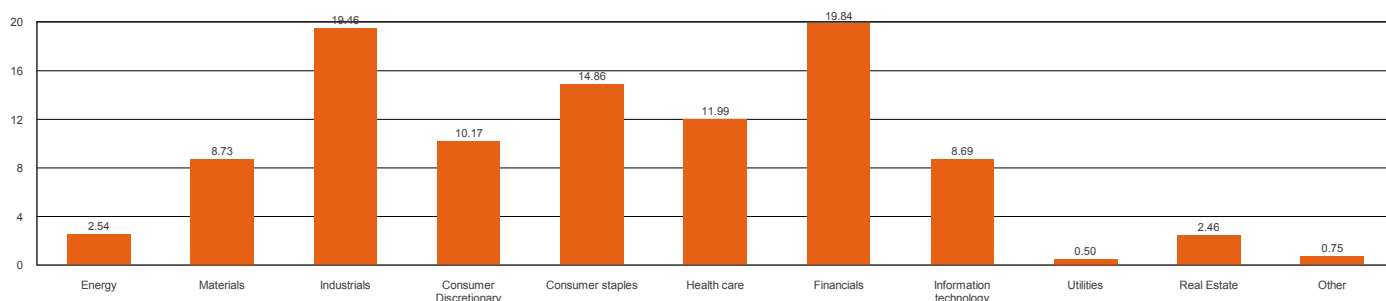
COUNTRY ALLOCATION (%)



CURRENCY ALLOCATION (%)



SECTOR ALLOCATION (MSCI) (%)



PRINCIPAL HOLDINGS (%)

Title	Sector	Weight
UNILEVER PLC	Consumer staples	4.06%
NESTLE SA-REG	Consumer staples	3.81%
KBC GROUP NV	Financials	3.49%
ROCHE HOLDING AG-GENUSSCHEIN	Health care	3.35%
DASSAULT SYSTEMES SE	Information technology	3.03%
RECKITT BENCKISER GROUP PLC	Consumer staples	2.62%
ALLIANZ SE-REG	Financials	2.56%
INDUSTRIA DE DISENO TEXTIL	Consumer Discretionary	2.37%
TOTAL SE	Energy	2.30%
VESTAS WIND SYSTEMS A/S	Industrials	2.26%

Candriam Sustainable Europe

Sicav under Belgian law with subfunds

Class: Classic

Share type: Cap. (EUR)

SUBFUNDS RISK PROFILE

Investors are reminded that the value of a unit may go down as well as up and they may not therefore receive back the full amount invested. Description of the risks deemed to be significant and relevant, as assessed by the sub-fund:

In view of its investment policy, the sub-fund is exposed to a "high" market risk, i.e. the risk that the stock markets in which it invests will decline.

Depending on market trends, on the securities selected by the sub-fund and on the absence of third party guarantees, there is therefore a risk over the sub-fund's performance.

Investors are reminded that the sub-fund is subject to a (low) concentration risk given that it is limited to a specific geographical area.

Given the fact that the manager can invest in currencies other than that of the sub-fund, investors whose reference currency is that of the sub-fund run a high risk that the value of the investment may be affected by changes in exchange rates.

It may also be subject to a liquidity risk in the event of a serious crisis affecting these markets, i.e. the risk that a position cannot be liquidated in a timely manner.

- Investors may not receive back the full amount invested.

FINANCIAL SERVICES

Belgium: Belfius Bank SA - Place Charles Rogier 11 - 1210 Brussels

Tel. 02 222 11 11 - www.belfius.be

Acc.n°: 052-9006469-91

IBAN: BE23 0529 0064 6991 - BIC: GKCCBEBB

RPR Brussels BTW BE 0403.201.185

FSMA n°: 019649 A

A full list with all entities in charge of financial service in different countries is available on : www.candriam.com.

All legal documents are available free of charge from Belfius Bank at the above address.

INFORMATION FOR BELGIUM

Based on the tax legislation currently in force, which may be liable to change, the tax regime applied to private investors subject to Belgian personal income tax for distributed revenues is as follows :

- Withholding tax :

- for distribution shares: 30% dividend withholding tax.

- for accumulation and distribution shares, capital gains are subject to a 30% withholding tax for funds which are more than 10% invested in bonds and other debt securities.

- Stamp duty (TOB): 1.32% (max. EUR 4,000) upon redemption of capitalisation shares, or in the event of the conversion of capitalisation shares into shares of the same sub-fund or another sub-fund.

For further information relating to withholding tax and stamp duty (TOB) please contact your financial advisor. Investors who are not subject to Belgian personal income tax must seek advice regarding the tax regime applicable to their own personal situation.

COMPLAINTS SERVICE

Client complaints may be submitted to the Client Servicing department by post at:

58, avenue des Arts à 1000 Brussels

or via the website <http://contact.candriam.com>.

If the complaint is not dealt with satisfactorily through the above procedure, the client shall be entitled to contact the Ombudsman - Address: OMBUDSFIN, financial conflicts Ombudsman, Avenue du Roi Albert II 8 1000 Brussels; Tel. +32 2 545 77 70; Fax +32 2 545 77 79; Email: ombudsman@ombudsfin.be; website: www.ombudsfin.be.

FURTHER INFORMATION SUPPLIED BY THE DISTRIBUTOR

The distributor shall provide any further information permitting the investor to make an informed investment decision, notably regarding the benefits that the distributor pays or receives in the context of the transaction, and the suitability of the fund to the investor's risk profile.

SWING PRICE

On valuation days, should, for any given sub-fund, the difference between the subscriptions amount and the redemptions amount (i.e. the net transactions) exceed a threshold set in advance by the Board of Directors, the latter shall be entitled to:

- evaluate the NAV by increasing the assets (in the case of net subscriptions) or by reducing them (in the case of net redemptions) by a flat-rate percentage of market-standard fees and taking into account the costs and/or liquidity during purchases or sales of securities;

- evaluate the securities portfolio on the basis of the bid/ask rates;

- evaluate the NAV by setting a spread level that is representative of the market in question.