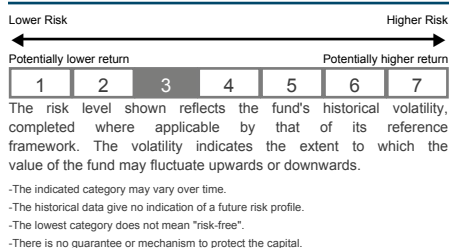


Candriam Sustainable World Bonds

Class: Classic (EUR)

www.candriam.com

RISK AND REWARD PROFILE



KEY STATISTICS*

	Fund	Index
Beta	0.96	-
Volatility (%)	4.64	4.65
Tracking error (%)	1.21	-
Information ratio	-1.19	-
Sharpe ratio	0.69	1.00
Modified Duration	7.50	7.44
Yield to maturity	0.53	-

* based on monthly data over 3 years (over 1 year if too little history) - risk free rate Eonia

PERFORMANCE IN EUR (%)

Cumulative	Fund	Index	Δ
1 month	-1.24	-1.11	-0.14
3 months	-2.28	-1.82	-0.46
6 months	-4.65	-3.44	-1.21
YTD	-2.72	-2.21	-0.51
1 year	-7.18	-4.38	-2.80
3 years	8.59	13.22	-4.64
5 years	4.19	11.12	-6.93
Inception	48.12	-	-

Annualised	Fund	Index	Δ
3 years	2.78	4.23	-1.44
5 years	0.82	2.13	-1.31
Inception	2.58	-	-

Years	Fund	Index	Δ
2020	0.68	1.61	-0.93
2019	7.58	9.41	-1.82
2018	1.70	2.45	-0.74

Best monthly performance since inception	6.21
Worst monthly performance since inception	-4.32

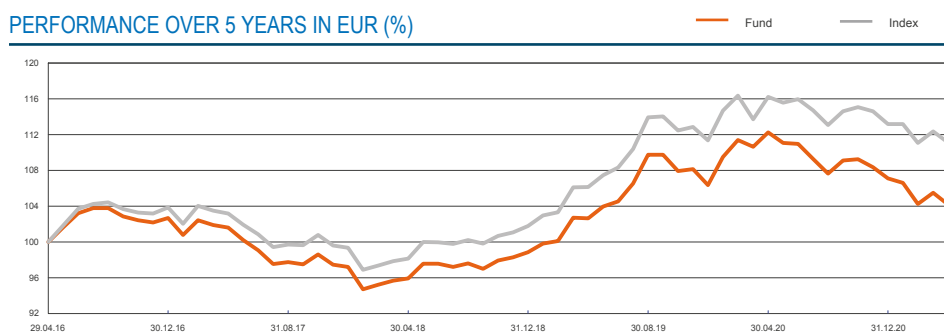
INVESTMENT STRATEGY

Candriam Sustainable World Bonds, a sub-fund of the Candriam Sustainable sicav, invests mainly in fixed or variable income securities, or alike, issued by private and public issuers in various currencies. All issuers in the portfolio do respect the major international norms. Only issues of companies which are, within their sector, best-in-class (top 50%) in terms of integrating social, environmental and corporate governance concerns are eligible. Regarding public issues, only those issued by best-in-class countries (i.e. top 50%) managing well their human, natural and social capital are eligible.

The fund is managed actively, with reference to the index mentioned on page 2. For further information about this index and its use, please consult the fund's key investor information document (KIID).

INVESTMENT HORIZON: 3 YEARS

PERFORMANCE OVER 5 YEARS IN EUR (%)

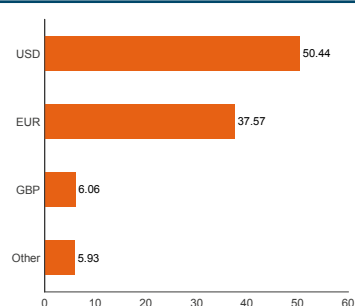


The past performances displayed on this page are not necessarily an indicator of future performances and are not constant over time. Navs are provided by the accounting department and benchmarks by official data providers.

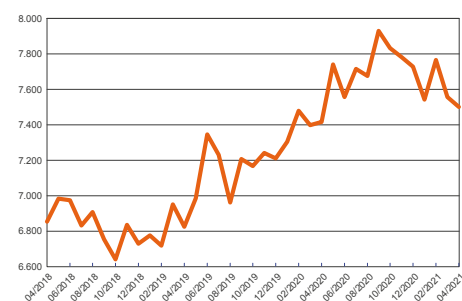
COUNTRY ALLOCATION (%)

Country	Weight
United States	30.32
France	11.55
Germany	8.53
Italy	8.33
United Kingdom	7.21
Spain	4.01
Belgium	4.01
Australia	2.05
Netherlands	1.70
Other	22.29

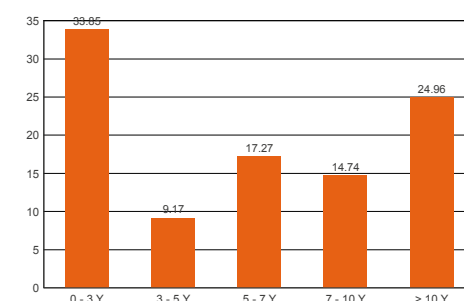
CURRENCY ALLOCATION (%)



MODIFIED DURATION EVOLUTION



MATURITY BREAKDOWN (%)



FOR PROFESSIONAL INVESTORS ONLY

In cases where performance is expressed in a currency other than that of the investor's country of residence, the returns mentioned may increase or decrease as a result of currency fluctuations. Candriam consistently recommends investors to consult via our website www.candriam.com the key information document, prospectus, and all other relevant information prior to investing in one of our funds, including the net asset value ("NAV") of the funds. This information is available either in English or in local languages for each country where the fund's marketing is approved.

Candriam Sustainable World Bonds

Class: Classic (EUR)

www.candriam.com

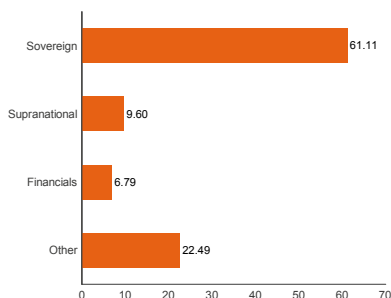
CHARACTERISTICS

Creation date	06.12.2005
Legal form	Sicav under Belgian law with subfunds
Reference index	Citi WBIG ex-JPY ex-MBS
Management fees (max. in %)	0.60
Share type(s)	Cap, Dis
Total net assets (M EUR)	8.17
NAV per share cap. (EUR)	3373.21
NAV per share dis. (EUR)	2318.34
Currency	EUR
NAV calculation	Daily (D)
Latest dividend distributed (EUR)	30.00
Date latest dividend distributed	17.07.2020
ISIN Code	C BE0945478197
	D BE0945477181
Ticker Bloomberg	C DEXWORC BB Equity
	D DEXWORD BB Equity

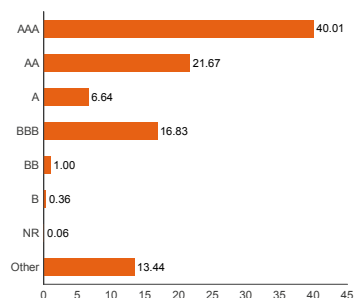
PRACTICAL INFORMATION

Order reception deadline	D before 12h
Settlement date for subscription	D+3
Settlement date for redemption	D+3

SECTOR ALLOCATION IBOXX (%)



RATING ALLOCATION* (%)

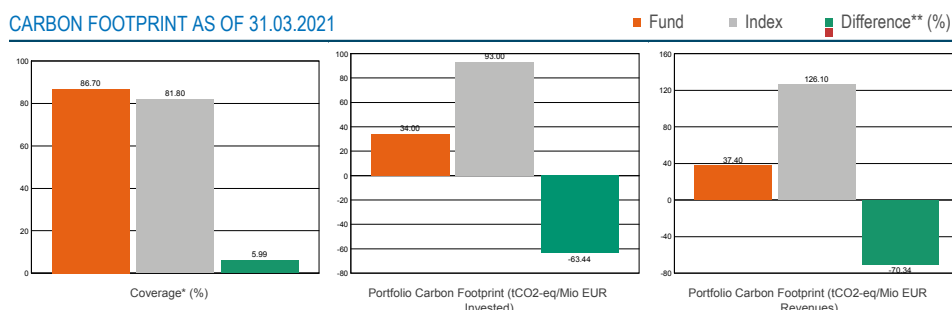


* The « 2nd Best » is calculated daily on instrument level, using ratings from 3 worldwide renowned rating agencies. NR indicates that none of the rating agencies issued a rating on the instrument.

PRINCIPAL HOLDINGS (%)

Title	Sector	Weight
CANDRIAM SUST BOND EURO CORPORATE	Financials	4.47
INTER-AMER 2% 02/06/26	Supranational	4.12
CANDRIAM SUST BOND GLOBAL	Other	3.95
GERMANY 0% 15/08/30	Sovereign	3.77
INTER-AMER 3.875% 28/10/41	Supranational	3.76
UK GILT 3.25% 22/01/44	Sovereign	2.59
FRANCE OAT 0% 25/05/22	Sovereign	2.46
ITALY 4.75% 01/09/28	Sovereign	2.40
GERMANY 1.5% 15/05/23	Sovereign	2.36
FRANCE OAT 2.25% 25/05/24	Sovereign	2.13

CARBON FOOTPRINT AS OF 31.03.2021



*Coverage of instruments for which emissions data are available in the Trucost database. **The difference in the intensity of CO2 emissions represented by the fund compared to the index; green stands for improvement, while red stands for deterioration. These data don't take into account the whole scope of the emissions and in particular the Scope 3 of the emissions (emissions from the supply chain and emissions from the product use). The avoided emissions are excluded from the analysis. For more information on the methodology, please see <https://www.candriam.com/en/online-professional/funds-solutions/our-expertise/SRI/carbon-footprint-method-used-by-candriam/>

MANAGER'S COMMENT

The comments on this fund are available on the website www.candriam.com

FOR PROFESSIONAL INVESTORS ONLY

This document is provided for information purposes only, it does not constitute an offer to buy or sell financial instruments, nor does it represent an investment recommendation or confirm any kind of transaction, except where expressly agreed. Although Candriam selects carefully the data and sources within this document, errors or omissions cannot be excluded a priori. Candriam cannot be held liable for any direct or indirect losses as a result of the use of this document. The intellectual property rights of Candriam must be respected at all times, contents of this document may not be reproduced without prior written approval.