

A Accumulation HKD | Data as at 31.01.2024

Fund objectives and investment policy

The fund aims to provide capital growth in excess of the FTSE Hong Kong (Net TR) Index after fees have been deducted over a three to five year period by investing in equities of companies listed on the Hong Kong Stock Exchange.

Above is the Investment Objective of the fund. For details on the fund's Investment Policy please see the KID.

This fund does not have the objective of sustainable investment or binding environmental or social characteristics as defined by Regulation (EU) 2019/2088 on Sustainability-related Disclosures in the Financial Services Sector (the "SFDR"). Any references to the integration of sustainability considerations are made in relation to the processes of the investment manager or the Schroders Group and are not specific to the fund.

Relevant risks associated with an investment in this fund are shown below and should be carefully considered before making any investment. Past Performance is not a guide to future performance and may not be repeated. The value of investments and the income from them may go down as well as up and investors may not get back the amounts originally invested. Exchange rate changes may cause the value of investments to fall as well as rise. Performance data does not take into account any commissions and costs, if any, charged when units or shares of any fund, as applicable, are issued and redeemed.

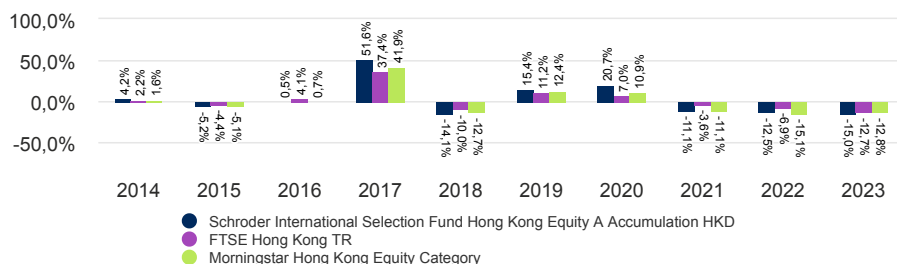
Share class performance (%)

Cumulative performance	1 month	3 months	YTD	1 year	3 years	5 years	10 years
Share class (Net)	-10,4	-10,5	-10,4	-30,8	-42,7	-24,1	12,6
Target	-9,9	-5,0	-9,9	-24,6	-31,0	-22,2	11,1
Comparator	-9,3	-9,1	-9,3	-27,7	-42,7	-31,4	-5,1

Discrete yearly performance (%)	Jan 14 - Jan 15	Jan 15 - Jan 16	Jan 16 - Jan 17	Jan 17 - Jan 18	Jan 18 - Jan 19	Jan 19 - Jan 20	Jan 20 - Jan 21	Jan 21 - Jan 22	Jan 22 - Jan 23	Jan 23 - Jan 24
Share class (Net)	13,6	-17,9	21,0	52,3	-13,8	-1,0	34,0	-14,9	-2,8	-30,8
Target	12,0	-16,7	23,2	33,9	-7,2	-2,3	15,5	-5,8	-2,9	-24,6
Comparator	10,2	-17,6	20,9	45,8	-13,5	-3,2	23,7	-14,9	-6,9	-27,7

Calendar year performance	2014	2015	2016	2017	2018	2019	2020	2021	2022	2023
Share class (Net)	4,2	-5,2	0,5	51,6	-14,1	15,4	20,7	-11,1	-12,5	-15,0
Target	2,2	-4,4	4,1	37,4	-10,0	11,2	7,0	-3,6	-6,9	-12,7
Comparator	1,6	-5,1	0,7	41,9	-12,7	12,4	10,9	-11,1	-15,1	-12,8

Performance over 10 years (%)



Ratings and accreditation



Please refer to the Source and ratings information section for details on the icons shown above.

Fund facts

Fund manager	Toby Hudson
Managed fund since	01.01.2008
Fund management company	Schroder Investment Management (Europe) S.A.
Domicile	Luxembourg
Fund launch date	09.08.2002
Share class launch date	09.08.2002
Fund base currency	HKD
Share class currency	HKD
Fund size (Million)	HKD 9,100,80
Number of holdings	39
Target	FTSE Hong Kong TR
Comparator	Morningstar Hong Kong Equity Category
Unit NAV	HKD 328,6045
Dealing frequency	Daily
Distribution frequency	No Distribution

Fees & expenses

Entry charge up to	5,00%
Ongoing charge	1,84%
Redemption fee	0,00%

Purchase details

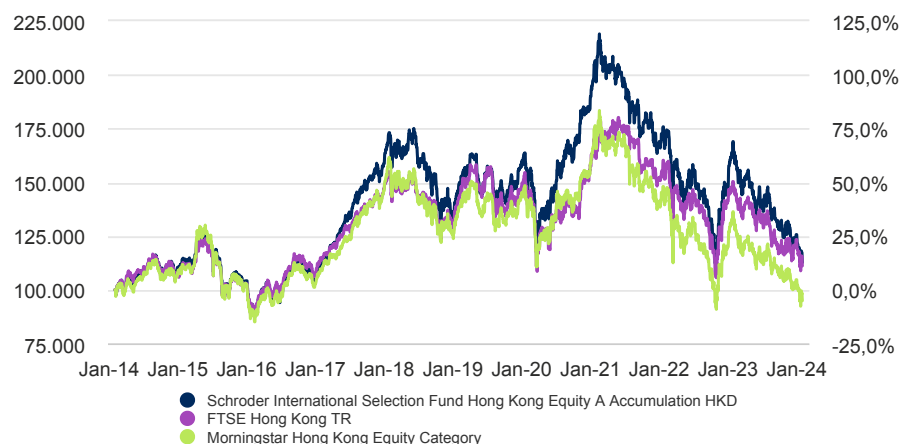
Minimum initial subscription	HKD 1,000 ; EUR 1,000 ; USD 1,000 or their near equivalent in any other freely convertible currency.
------------------------------	--

Codes

ISIN	LU0149534421
Bloomberg	SCHHEAA LX
SEDOL	7379833
Reuters code	LU0149534421.LUF

A Accumulation HKD | Data as at 31.01.2024

10 year return of HKD 100.000



The chart is for illustrative purposes only and does not reflect an actual return on any investment.

Returns are calculated bid to bid (which means performance does not include the effect of any initial charges), net income reinvested, net of fees.

Risk considerations

Concentration risk: The fund may be concentrated in a limited number of geographical regions, industry sectors, markets and/or individual positions. This may result in large changes in the value of the fund, both up or down.

Counterparty risk: The fund may have contractual agreements with counterparties. If a counterparty is unable to fulfil their obligations, the sum that they owe to the fund may be lost in part or in whole.

Currency risk: The fund may lose value as a result of movements in foreign exchange rates, otherwise known as currency rates.

Derivatives risk: Derivatives, which are financial instruments deriving their value from an underlying asset, may be used to manage the portfolio efficiently. A derivative may not perform as expected, may create losses greater than the cost of the derivative and may result in losses to the fund.

Emerging markets & frontier risk: Emerging markets, and especially frontier markets, generally carry greater political, legal, counterparty, operational and liquidity risk than developed markets.

Liquidity risk: In difficult market conditions, the fund may not be able to sell a security for full value or at all. This could affect performance and could cause the fund to defer or suspend redemptions of its shares, meaning investors may not be able to have immediate access to their holdings.

Market risk: The value of investments can go up and down and an investor may not get back the amount initially invested.

Operational risk: Operational processes, including those related to the safekeeping of assets, may fail. This may result in losses to the fund.

Performance risk: Investment objectives express an intended result but there is no guarantee that such a result will be achieved. Depending on market conditions and the macro economic environment, investment objectives may become more difficult to achieve.

Stock Connect risk: The fund may be investing in China "A" shares via the Shanghai-Hong Kong Stock Connect and Shenzhen-Hong Kong Stock Connect which may involve clearing and settlement, regulatory, operational and counterparty risks.

Summary risk indicator (SRI)

LOWER RISK

Potentially lower reward

HIGHER RISK

Potentially higher reward



The risk category was calculated using historical performance data (or indicative fund performance during periods of suspension) and may not be a reliable indicator of the fund's future risk profile. The fund's risk category is not guaranteed to remain fixed. Please see the Key Information Document for more information.

Risk statistics & financial ratios

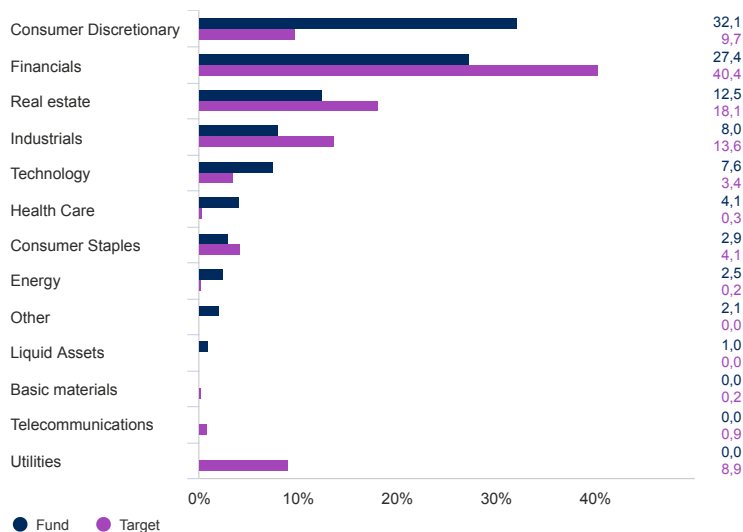
	Fund	Target
Annual volatility (%) (3y)	24,4	22,0
Alpha (%) (3y)	-4,8	-
Beta (3y)	1,1	-
Sharpe ratio (3y)	-0,7	-0,5
Information ratio (3y)	-0,8	-
Dividend Yield (%)	3,3	-
Price to book	0,9	-
Price to earnings	12,6	-
Predicted Tracking error (%)	5,7	-

Source: Morningstar, and Schroders for the Predicted tracking error. The above ratios are based on bid to bid price based performance data. These financial ratios refer to the average of the equity holdings contained in the fund's portfolio and in the benchmark (if mentioned) respectively.

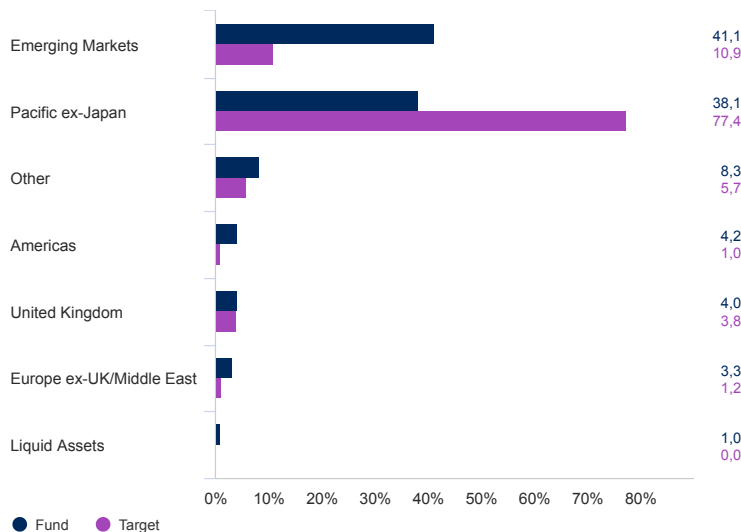
A Accumulation HKD | Data as at 31.01.2024

Asset allocation

Sector (%)



Region (%)



Top 10 holdings (%)

Holding name	%
AIA Group Ltd	9,3
Tencent Holdings Ltd	5,0
Galaxy Entertainment Group Ltd	4,6
Techtronic Industries Co Ltd	4,4
Samsonite International SA	4,2
Standard Chartered PLC	4,0
Sands China Ltd	3,7
H World Group Ltd	3,4
Crystal International Group Ltd	3,3
PRADA SpA	3,3

Source: Schroders. Top holdings and asset allocation are at fund level.

Share class available

	A Accumulation HKD	A Accumulation USD
Distribution frequency	No Distribution	No Distribution
ISIN	LU0149534421	LU0607220059
Bloomberg	SCHHEAA LX	SCKUAAU LX
SEDOL	7379833	BYQQ6N4

Contact information

Schroder Investment Management (Europe) S.A.
 5, rue Höhenhof
 Sennigerberg
 Luxembourg
 L-1736
 Tel: +352 341 342 202
 Fax: +352 341 342 342

For your security, communications may be taped or monitored.

A Accumulation HKD | Data as at 31.01.2024

Information relating to changes in fund manager, investment objective, benchmark and corporate action information

The Schroder ISF Hong Kong Equity fund was launched to accommodate a transfer of shareholders from the Schroders range of Hong Kong unit trusts to the Schroder ISF SICAV. On 03.07.2017 the FTSE Hong Kong Net replaced the 90% FTSE AW HK - Hong Kong Net, 10% HSBC. The full track record of the previous index has been kept and chainlinked to the new one.

Benchmarks: (If applicable)

Some performance differences between the fund and the benchmark may arise because the fund performance is calculated at a different valuation point from the benchmark. The target benchmark has been selected because it is representative of the type of investments in which the fund is likely to invest, and it is, therefore, an appropriate target in relation to the return that the fund aims to provide. The comparator benchmark has been selected because the investment manager believes that the benchmark is a suitable comparison for performance purposes given the fund's investment objective and policy. The investment manager invests on a discretionary basis and there are no restrictions on the extent to which the fund's portfolio and performance may deviate from the benchmark. The investment manager will invest in companies or sectors not included in the benchmark in order to take advantage of specific investment opportunities.

Source and ratings information

Source of all performance data, unless otherwise stated: Morningstar, bid to bid, net income reinvested, net of fees.

Morningstar Rating: © Morningstar 2024. All Rights Reserved. The information contained herein: (1) is proprietary to Morningstar and/or its content providers; (2) may not be copied or distributed; and (3) is not warranted to be accurate, complete or timely. Neither Morningstar nor its content providers are responsible for any damages or losses arising from any use of this information. Past performance is no guarantee of future results.

Important information

Costs:

Certain costs associated with your investment in the fund may be incurred in a different currency to that of your investment. These costs may increase or decrease as a result of currency and exchange rate fluctuations.

If a performance fee is applicable to this fund, details of the performance fee model and its computation methodology can be found in the fund's prospectus. This includes a description of the performance fee calculation methodology, the dates on which the performance fee is paid and details of how the performance fee is calculated in relation to the fund's performance fee benchmark, which may differ from the benchmark in the fund's investment objective or investment policy.

For further information regarding the costs and charges associated with your investment, please consult the funds' offering documents and annual report.

General:

This document does not constitute an offer to anyone, or a solicitation by anyone, to subscribe for shares of Schroder International Selection Fund (the "Company"). Nothing in this document should be construed as advice and is therefore not a recommendation to buy or sell shares. An investment in the Company entails risks, which are fully described in the prospectus. Subscriptions for shares of the Company can only be made on the basis of its latest Key Information Document and prospectus, together with the latest audited annual report (and subsequent unaudited semi-annual report, if published), copies of which can be obtained, free of charge, from Schroder Investment Management (Europe) S.A. The Company is registered in the Administrative Register of Foreign Collective Investment Institutions marketed in Spain of the National Securities Market Commission (CNMV), with the number 135. Its depository is J.P. Morgan SE and its management company is Schroder Investment Management (Europe) S.A.. The Company is a UCITS registered in Luxembourg. Schroders may decide to cease the distribution of any fund(s) in any EEA country at any time but we will publish our intention to do so on our website, in line with applicable regulatory requirements. This fund does not have the objective of sustainable investment or binding environmental or social characteristics as defined by Regulation (EU) 2019/2088 on Sustainability-related Disclosures in the Financial Services Sector (the "SFDR"). Any references to the integration of sustainability considerations are made in relation to the processes of the investment manager or the Schroders Group and are not specific to the fund. Any reference to sectors/countries/stocks/securities are for illustrative purposes only and not a recommendation to buy or sell any financial instrument/securities or adopt any investment strategy. Past Performance is not a guide to future performance and may not be repeated. The value of investments and the income from them may go down as well as up and investors may not get back the amounts originally invested. Exchange rate changes may cause the value of investments to fall as well as rise. Performance data does not take into account any commissions and costs, if any, charged when units or shares of any fund, as applicable, are issued and redeemed. Schroders has expressed its own views and opinions in this document and these may change. Third party data including MSCI data is owned or licensed by the data provider and may not be reproduced or extracted and used for any other purpose without the data provider's consent. Third party data is provided without any warranties of any kind. The data provider and issuer of the document shall have no liability in connection with the third party data. The terms of the third party's specific disclaimers, if any, are set forth in the Important Information section at www.schroders.com. Schroders will be a data controller in respect of your personal data. For information on how Schroders might process your personal data, please view our Privacy Policy available at <https://www.schroders.com/en/global/individual/footer/privacy-statement/> or on request should you not have access to this webpage. A summary of investor rights may be obtained from <https://www.schroders.com/en-lu/lu/individual/summary-of-investor-rights/> For your security, communications may be recorded or monitored. Issued by Schroder Investment Management (Europe) S.A., 5, rue Höhenhof, L-1736 Senningerberg, Luxembourg. Registration No B 37.799. Distributed by Schroder Investment Management (Europe) S.A., Spanish branch, registered in the EEA investment firm register with the National Market Commission of Securities (CNMV) with the number 20.