



EDR FUND CONVERTIBLE EUROPE ALL CAPS A-EUR

EdR Fund Convertible Europe All Caps A-EUR

EUROPE CONVERTIBLE BONDS SICAV

EDMOND DE ROTHSCHILD ASSET MANAGEMENT

CORPORATE DEBT

MORNINGSTAR™ Ranking as of 30/11/2018 in the category Convertible Bond - Europe : ★★★

Fund size : EUR 137,32 mil.

GENERAL INFORMATION

Investment objective

The objective of this Sub-Fund is to achieve medium term capital growth by managing a portfolio of fixed income securities convertible into stock of companies domiciled in European countries or exercising a preponderant part of their economic activity in that region.

Monthly comment

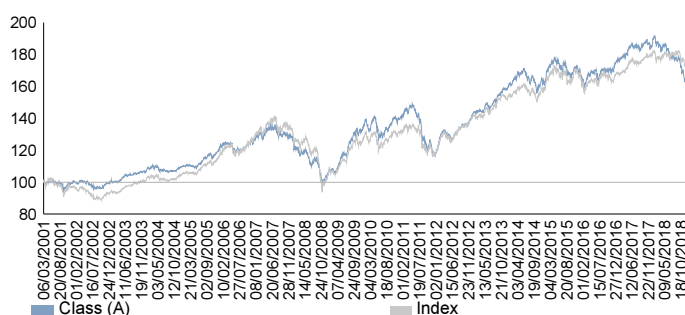
With year's end approaching and the fall of liquidity that goes with it, Equity markets witnessed one of their worst month with MSCI world losing -8.56% at month end in a highly volatile context. If the month opened with hopes at the Argentina's G20 summit, Huawei CFO's arrest (implying negotiations between US/China are still far from over), general doubts over fundamentals (as macroeconomics publications continued to point towards deceleration globally, and especially in Europe) and questioning on current expected levels of earnings contributed to send markets lower (S&P down -9.81%, Nikkei -10.33%, Stoxx600 -5.85%). Political news in Europe brought little relief with Theresa May surviving the confidence vote and Italy leaning toward European requirements over its 2019 budget (spread BTP/BUND is now back to 250 level after its peak mid-November) yet clouds remain with Brexit talks postponed to January and impacts of Yellow Vests Protests in France. Regarding some macro figures, December PMI continued to weaken, especially in France and Eurozone close to 50 threshold for the latest; German IFO is weakening (despite good order books). Looking at Central Banks, even if we had no surprises (FED proceeded to a new hike, ECB maintaining), both showed signs of worry regarding their forecasts for growth in 2019 (ECB trimmed from 1.7% to 1.5% for 2019). CB primary was quasi null with only USD 800million worth of paper (4 papers in total, 2 in the US, 1 in Europe and 1 in Asia Ex). In Europe, Almirall (specialty pharmaceutical company with a focus on dermatology) issued €250 million, to repay the bridge loan for the acquisition of Allergan's Medical Dermatology (we participated in this primary issue). We close our positions in Steinhoff 22 as restructuring implies transformation into guaranteed secured loans (not allowed in the fund). With a housing market expected to be down 8% in volume, we decided to reduce our exposure to Nexity. In a context of "falling" metals price, we have decided to reduce the metal&mining sector with selling a bit of Glencore and Serverstal. We reduced our position in Rally/Casino and sold Nyrstar post announcement of financial support from Trafigura. Finally, given liquidity concerns and no visibility on credit improvement in the near future, we have sold our position in Pierre et Vacances.

PERFORMANCES

Benchmark (Index) : Exane Euro Convertibles Index (EUR)

Index : Benchmark specified in the prospectus, dividend reinvested.

Net performance chart (from 06/03/01 to 31/12/18)



Cumulative performances (Net of fees) (Rolling periods)

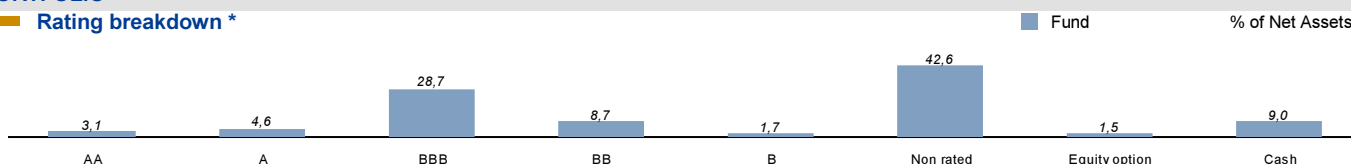
	1 month	3 months	YTD	1 year	2 years	3 years	5 years	10 years	Since inception	Annualized since inception
Class (A)	-3,55	-10,63	-14,66	-14,66	-9,99	-6,80	-1,19	49,65	57,81	2,59
Index	-2,13	-5,97	-5,18	-5,18	1,44	1,23	10,72	62,05	70,47	3,04

Statistics (Rolling periods)

	Volatility		Tracking error		Sharpe ratio	
	52 weeks	3 years	52 weeks	3 years	52 weeks	3 years
Class (A)	6,05	6,61	3,12	3,58	-2,61	-0,30
Index	4,97	5,00	-	-	-1,18	0,15

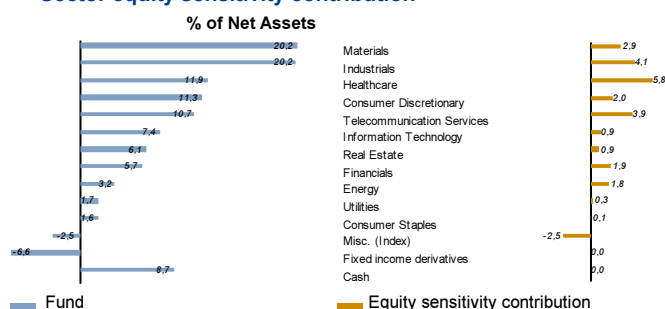
PORTFOLIO

Rating breakdown *



* Carried out after breaking down the underlying Edmond de Rothschild group funds.

Sector equity sensitivity contribution*



* Allocation with recalculation of the exposure after deduction of the monetary part.

Top holdings

5 Main holdings (Number of holdings : 49)

	Sector	Expo (%NA)
BAYER AG - 15/06/2020	Materials	4,7
QGEN 0 1/2 09/13/23	Healthcare	4,6
TITIM 1 1/8 03/26/22	Telecommunication Services	4,6
VLHM 4 05/08/19	Industrials	4,2
INDRA SISTEMAS 1.25% 2023	Information Technology	3,9
Total		22,0

Actuarial data (weighted averages)

Equity Sensitivity	Modified Duration	Yield (1)	Running yield	Spread	Maturity (2)	Duration	Rating (2/3)
22,16	1,38	1,77	0,98	218,89	5,40	2,73	BBB

(1) The best of the two actuarial rates (put and maturity)

(2) Analyses calculated excluding derivatives on the scope of interest rate instruments

PERFORMANCE TRACK RECORD (%)

Net performance

		Jan.	Feb.	March	April	May	June	July	Aug.	Sept.	Oct.	Nov.	Dec.	Annual
2014	Class (A)	0,89	2,72	1,50	0,06	1,16	-1,87	-1,52	0,60	-1,71	-1,42	2,24	-0,93	1,59
	Index	-0,16	1,92	1,40	0,09	1,09	-1,02	-1,70	0,67	-1,35	0,01	1,47	0,73	3,11
2015	Class (A)	4,33	2,24	1,02	0,30	-0,58	-2,32	2,24	-2,92	-1,73	3,36	0,78	-2,14	4,36
	Index	3,49	2,64	-0,03	0,56	-0,08	-2,04	1,64	-2,99	-0,26	4,40	0,17	-1,31	6,08
2016	Class (A)	-2,84	-0,79	2,80	0,67	0,87	-3,28	3,20	0,04	0,18	0,24	-0,37	3,00	3,54
	Index	-3,77	-1,62	2,40	0,13	0,90	-1,48	2,43	0,58	-0,33	-0,59	-1,48	2,85	-0,21
2017	Class (A)	0,27	1,27	1,30	1,47	1,26	-0,68	0,25	-0,77	1,55	1,52	-0,84	-1,19	5,47
	Index	-0,62	1,26	1,00	1,47	1,59	-0,97	0,14	0,23	1,22	1,50	-0,32	0,33	6,99
2018	Class (A)	2,91	-1,60	-2,37	1,28	-1,54	-1,82	-0,02	-0,87	-0,45	-3,90	-3,58	-3,55	-14,66
	Index	0,45	-1,01	-0,59	1,36	-0,70	0,14	0,50	0,75	-0,04	-2,51	-1,45	-2,13	-5,18

Only performances over full periods are shown.

This document is not contractual. In the event of any disagreement or dispute arising from this document, the full prospectus or the partial prospectus for the sub-funds authorised for distribution in Switzerland are binding. Past performance is not a reliable indicator of future performance. Performance data is calculated with dividends reinvested.

EDMOND DE ROTHSCHILD FUND 20, Boulevard Emmanuel Servais- L-2535 Luxembourg. - T.+ 352 24 88 23 86 / F.+ 352 24 88 84 02 - Open-ended investment company - Luxembourg Trade and Companies Register No. B76441 VAT No: LU21693120



EDR FUND CONVERTIBLE EUROPE ALL CAPS A-EUR

EdR Fund Convertible Europe All Caps A-EUR

EUROPE CONVERTIBLE BONDS SICAV

EDMOND DE ROTHSCHILD ASSET MANAGEMENT

CORPORATE DEBT

MORNINGSTAR™ Ranking as of 30/11/2018 in the category Convertible Bond - Europe : ★★★

Fund size : EUR 137,32 mil.

MAIN MOVEMENTS OF THE MONTH

New positions

ALMIRALL SA - 14/12/2021

Strengthened positions

No position strengthened

Sold

BE SEMICONDUCTOR INDUSTRI
SOITEC 28/06/2023
SHFSJ 1 1/4 08/11/22
NYRBB 5 07/11/22
NYRBB 6 7/8 03/15/24

Reduced

GLENCORE FUNDING LLC 0 27
OUTOKUMPU OYJ 2.75 26/02
FRFP 0 06/16/21
SALZGITTER FINANCE B.V 0
CHMFRU 0 02/16/22

PERFORMANCE ANALYSIS

Top 4 positive performers

(from 30/11/18 to 31/12/18)

	Av. weight (%)	Contribution (%)
BASILE 2 3/4 12/23/22	1,96	0,02
TITIM 1 1/8 03/26/22	4,21	0,02
ENCSM 0 05/03/2023	2,26	0,02
IBESM 0 11/11/22	1,10	0,01

Top 5 negative performers

(from 30/11/18 to 31/12/18)

	Av. weight (%)	Contribution (%)
NYRBB 5 07/11/22	0,20	-0,31
AGSBB 0 08/29/49	3,62	-0,24
FUGRO N.V - 02/11/2024	1,57	-0,22
MTU AERO ENGINES 0.125% 2	1,63	-0,17
SLGLR 3 09/20/23	1,64	-0,16

STATISTICS & PERFORMANCE ANALYSIS

Statistics (Rolling periods)

	52 weeks (week. perf.)	3 years (month. perf.)	5 years (month. perf.)
Volatility	6,05	6,61	6,70
Tracking error	3,12	3,58	3,25
Information ratio	-3,18	-0,76	-0,71
Sharpe ratio	-2,61	-0,30	0,00
Alpha	-0,21	-0,23	-0,20
Beta	1,05	1,12	1,09
R2	0,74	0,72	0,77
Correlation	0,86	0,85	0,88

Performance Analysis

	Since 06/03/2001 (month. perf.)
% of positive performances	60,28
Minimum return	-11,15
Maximum return	5,74
Payback period	160 day(s)

FUND CHARACTERISTICS

Share characteristics

Net asset value (EUR) :	236,72
Class creation date :	06/03/2001
ISIN code :	LU0112675722
Bloomberg code :	LCFCVAC LX
Lipper code :	60059619
Telekurs code :	1090599
Distribution :	Accumulation
Latest coupon :	-

Fund Managers

Thibaut BAILLY, Ludovic DUFOUR

Fund characteristics

Legal status	
Sub-fund launch date : 06/03/2001	Recommended investment period : > 2 years
Fund domicile : Luxembourg	
Administrative Information	
Management Company : Edmond de Rothschild Asset Management (Luxembourg)	
Delegated management Company : Edmond de Rothschild Asset Management (France)	
Administration : Edmond de Rothschild Asset Management (Luxembourg)	Valuation : Daily
Depositary : Edmond de Rothschild (Europe)	Decimalised : 3 decimals
Subscription & Redemption conditions : Daily before 12.30 pm C.E.T. on day's net asset value ⁽¹⁾	Initial minimum subscription : 1 Share ⁽¹⁾
Management Subscription/Redemption fees	
Actual management fees : 1,35%	Subscription fees Max./Real : 1% / no
Performance fees : yes ⁽¹⁾	Redemption fees Max./Real : no / no

(1) In the interests of clarity and transparency, please familiarise yourself with the specific features of this product as detailed in the prospectus.

CONTACTS



Germany : contact-am-de@edr.com
Austria : contact-am-at@edr.com
Belgium : contact-am-be@edr.com
Spain : contact-am-es@edr.com
France : contact-am-fr@edr.com

Italy : contact-am-it@edr.com
Luxembourg : contact-am-lu@edr.com
Netherlands : contact-am-nl@edr.com
Portugal : contact-am-pt@edr.com
United Kingdom :
contact-am-uk@edr.com

Switzerland : contact-am-ch@edr.com
Chile : contact-am-cl@edr.com



EDR FUND CONVERTIBLE EUROPE ALL CAPS A-EUR

EdR Fund Convertible Europe All Caps A-EUR

EUROPE CONVERTIBLE BONDS SICAV

EDMOND DE ROTHSCHILD ASSET MANAGEMENT

CORPORATE DEBT

MORNINGSTAR™ Ranking as of 30/11/2018 in the category Convertible Bond - Europe : ★★

Fund size : EUR 137,32 mil.

SUBSCRIBERS TYPE

Marketing country	Investors involved in marketing
Belgium Switzerland Germany Spain France Italy Luxembourg	All

PRODUCT RISKS AND DISCLAIMERS

The information used to value the assets of this UCITS is taken primarily from various pricing sources available on the market and/or from information provided by brokers, prime brokers or external custodians, administrative agents/managers of target funds or other products, specialists duly authorised for this purpose by this UCITS and/or its management company (where applicable), and/or directly from this UCITS and/or its management company (where applicable).

With regard to index levels and compositions, the main sources used are data distributors.

Please note that the main risks of this UCITS are as follows :

- Risk linked to financial and counterparty contracts
- Discretionary management risk
- Currency risk
- Risk linked to the currency of units denominated in a currency other than that of the UCI
- Equity risk
- Liquidity risk
- Credit risk
- Capital risk
- Interest rate risk

Details on the target subscribers provisions and on applicable Risks of this UCITS is found in the full prospectus or in the partial prospectus for those subfunds authorised for distribution in Switzerland of this UCITS. The status, the full prospectus, the partial prospectus for subfunds authorised for distribution in Switzerland, the key investor information document (where applicable) and the annual, semi-annual and quarterly reports are available upon request from Edmond de Rothschild Asset Management (France), its distributors and/or representatives and/or the following correspondents:

Belgium	: CACEIS Belgium SA	avenue du Port 86 c, boîte 320	B-1000 Bruxelles	Belgium
France	: CACEIS Bank	1-3 place Valhubert	75013 Paris	France
Germany	: MARCARD, STEIN & Co GmbH & Co KG	Ballindamm 36	20095 Hamburg	Germany
Italy	: Società Generale Securities Services S.p.A.	Via Benigno Crepsi 19A	MAC2 Milan	Italy
Italy	: State Street Bank GmbH, Succursale Italia	Via Ferrante Aporti 10	Milan	Italy
Italy	: BNP Paribas Securities Services, Succursale di Milano	Via Ansperto 5	Milan	Italy
Italy	: Allfunds Bank S.A.	Via Santa Margherita 7	20121 Milan	Italy
Luxembourg	: Edmond de Rothschild Asset Management (Luxembourg)	20, boulevard Emmanuel Servais	L-2535 Luxembourg	Luxembourg
Spain	: Edmond de Rothschild Asset Management (France) - Sucursal en España	Pº de la Castellana 55	28046 Madrid	Spain
Switzerland (Legal Representative)	: Edmond de Rothschild Asset Management (Suisse) S.A.	8, rue de l'Arquebuse	1204 Genève	Switzerland
Switzerland (Paying agent)	: Edmond de Rothschild (Suisse) S.A.	18, rue de Hesse	1204 Genève	Switzerland

and/or on the following website (<http://funds.edram.com>), in order that investors analyse the risks and build their own opinion, independently from any entity of the Edmond de Rothschild Group. Investors are invited to request the opinion of their Legal Counsel where necessary, to ensure the suitability of the investment with regards to their financial situation, experience and investment objectives.

In Belgium, periodic reporting are available from the financial provider CACEIS Belgium. The Net Asset Value is available on the Belgian Asset Managers' Association, BEAMA site (www.beama.be).

The numerical data, comments and analyses in this presentation reflect the opinion of Edmond de Rothschild Asset Management (France) with respect to the markets and their trends, regulation and tax issues, on the basis of its own expertise, economic analyses and information available as of today. The figures mentioned refer to past years. Past performance and ratings are not indicative of future performance and ratings. Past performance can be misleading. The value of units or shares of funds and the returns are subject to fluctuation, and investors may not get back the full amount invested. Performance data is calculated on a dividend reinvested basis. These performances do not take into account the fees and expenses collected on the issue or redemption of shares/units, or taxes levied in the client's country of residence.

The fund's investment policy does not necessarily anticipate a correlation between the fund and the mentioned benchmark. As a result, the performance of this UCITS may differ from that of the benchmark.

Morningstar ratings should not be considered as recommendations to buy, sell or hold units of the this UCITS above-mentioned.

The Morningstar rating applies to funds with at least three years of history. It takes the Fund's subscription fees, risk-free returns, and volatility into account in order to calculate each fund's MRAR ratio (Morningstar Risk-Adjusted Return). The funds are then ranked in descending order of MRAR: the top 10 percent receive 5 stars, the following 22.5% receive 4 stars, the next 35% 3 stars, the following 22.5% 2 stars, and the final 10% receive 1 star. The funds are classified within 300 European categories.

Source - Morningstar, Inc. All rights reserved. The information contained in this document: (1) is the proprietary material of Morningstar and/or its information providers; (2) may not be reproduced or redistributed; (3) is presented without guarantee as to its accuracy, completeness or correctness. Neither Morningstar nor its information providers may be held liable for any damage or loss resulting from the use of this data. Past performance is no guarantee of future results.

This information is available on Morningstar's website, www.morningstar.com.

Figures mentioned in this document may be denominated in a currency other than that of the country in which the investor resides. As a result, potential gains may be increased or decreased by fluctuations in foreign exchange rates

The information in this document regarding this UCITS is not intended to replace the information in the full prospectus, or the partial prospectus if the cited subfund is authorised for distribution in Switzerland, the annual and semi-annual report. Prior to making any investment decision, the investor therefore has an obligation to read it.

This document is only for information and does not represent an offer to buy or a solicitation to sell; the basis of any contract or commitment; a financial, legal or tax advice. No part of this document should be interpreted as investment advice. Regulations related to fund marketing may vary from one country to the next. This UCITS may be marketed in a jurisdiction other than that of its country of registration, in particular under the private placement regime for qualified investors, when the law of that other jurisdiction authorizes it. If you have the slightest doubt about marketing requirements for this UCITS, we invite you to contact your usual adviser.

No UCITS can be offered or sold to persons, or in countries or jurisdictions where such offer or sale would be unlawful.

United States: The fund and its shares are not registered under the Securities Act of 1933 or any other US regulation. Its shares may not be offered, sold, transferred or delivered for the benefit of, or on behalf, of a US National, as defined by US law.



EDR FUND CONVERTIBLE EUROPE ALL CAPS A-EUR

EdR Fund Convertible Europe All Caps A-EUR

EUROPE CONVERTIBLE BONDS SICAV

EDMOND DE ROTHSCHILD ASSET MANAGEMENT

CORPORATE DEBT

MORNINGSTAR™ Ranking as of 30/11/2018 in the category Convertible Bond - Europe : ★★

Fund size : EUR 137,32 mil.

Belgian investors, if subscribing to a UCITS under French law, must be supplied with a declaration of dividends and interest received by the fund, and which must be included in their tax return. To enable the investor to calculate this amount, we have developed an app that allows him/her to obtain the result required for the tax return, which is available on the www.edram.be website. This app does not constitute tax advice and does not exempt investors from performing the checks and verifications required as taxpayers. The result is obtained from the data the investor enters into this app. The Edmond de Rothschild group cannot be held responsible for any errors or omissions on the investor's part.

(2) In connection with Article 19 bis of the Belgian Income Tax Code 1992, Belgian investors will be required, when redeeming units (mutual funds) or shares (SICAVs), to pay a withholding tax of 27% on the interest received, on the capital gains or losses and on the returns from assets invested in debt securities. This withholding tax only applies to UCIs that hold more than 27% of their assets in debt securities.

(3) The Belgian investor will, as part of the redemption of the SICAV's share classes, be called upon to bear additional fees: For accumulation units: 1.32% with a maximum of €2000; For distribution units: no fees borne

Any fees owed to the Belgian tax authorities are for information only and are not intended to be a substitute for tax advice. The tax treatment depends on the individual situation of each customer and does not absolve the Belgian investors of performing the checks and verifications necessary of a tax professional.

DEFINITIONS

The PERFORMANCE, often expressed as a % makes it possible to measure the capital gain or loss of an investment over a period (10% = gain of 10 units for every 100 invested). Performance can also be expressed per annum. This is equivalent to extrapolating the performance of a fund over any period to a one-year period. In either case, a loss is indicated by a negative percentage and a gain by a positive percentage.

The VOLATILITY of a security is the difference between performance and average performance and therefore makes it possible to gauge the consistency of performance obtained. It comprises a measure of risk. If this is zero, the individual performances are identical. The higher it is, the greater the difference between individual performances.

The TRACKING ERROR shows the volatility of a fund's relative performance against that of its benchmark. It shows the difference between performances and their average and so makes it possible to gauge the consistency of relative performance. The lower the tracking error, the closer the fund's performance is to that of its benchmark.

The INFORMATION RATIO represents the relative performance obtained by the fund manager for each agreed volatility point in comparison with the benchmark. To some degree, it is this measurement that makes it possible to establish whether the additional risk taken by the fund manager is, in comparison with the benchmark, rewarding or otherwise.

The ALPHA corresponds to the fund's average performance. More specifically, it measures the fund managers' added value while cancelling out market influence, which cannot be controlled. This measure is expressed as a percentage.

The SHARPE RATIO shows the fund's outperformance against a zero-risk interest rate (the Eonia, in this case), adjusted for fund volatility.

The BETA measures the market's influence (represented by a benchmark) on the performance of a fund. It shows the average variation of the fund's NAV, for each variation of 1% in the benchmark. If beta is 0.8, this means that for each 1% movement in the benchmark, the fund moves 0.8%.

The CORRELATION COEFFICIENT defines the direction and degree of dependence between two variables. It ranges from -1 to +1. Positive correlation means that the benchmark and the fund move in the same direction, negative correlation means that they move in opposite directions. When correlation is close to zero, the benchmark's influence on the fund is very low.

The R2 or the DETERMINATION COEFFICIENT measures to what extent variations in fund performance are explained by variations in the benchmark. Mathematically, it is the square of the correlation coefficient. It always has a value of between 0 and 1.

The GAIN FREQUENCY represents the percentage of positive returns for a defined frequency.

The MAX GAIN represents the maximum return recorded from a series of periodic return payments.

The MINIMUM RETURN is the maximum loss recorded over a series of periodic returns.

The PAYBACK PERIOD measures the time required to recover the maximum drawdown. It is often expressed in days or months. Payback begins with the return paid following the maximum loss.

DURATION: the duration of a bond corresponds to the period after which its profitability is not affected by interest rate fluctuations. The duration appears as an average lifespan updated with all flows (interest and capital) and expressed in years.

SENSITIVITY: Bond sensitivity measures the percentage change in a bond's value arising from any downward movement in the interest rates. Mathematically, it is equal to the absolute value of the derivative of the bond's value with regards to the interest rate, divided by the value of the bond itself. It is expressed as a percentage.

SPREAD: the actuarial margin, or spread, of a bond (or of a loan) is the difference between the actuarial rate of return of the bond and that of a zero-risk loan with an identical duration. Naturally, the better the issuer is rated, the lower the spread

SPREAD DURATION is an estimate of the change in a bond's price relative to a 100-basis-point movement in its option-adjusted spread. This measure is often used to quantify a portfolio's sensitivity to changes in spread.

ACTUARIAL RATE: by convention, an actuarial rate is a rate of an investment which has a duration of one year and for which interest is received or paid after one year. Since there are so many rates and interest payment terms, it is difficult to compare them directly. They are therefore converted using a common basis, the actuarial rate, in order to make direct comparisons.

MATURITY: A bond's final or call maturity corresponds to the period remaining until the bond may be redeemed or until its next call date. It is therefore equal to the length of time between the date upon which the calculation is performed and the issue's redemption date or next call date, and is often expressed in numbers of years.

DELTA OF A CONVERTIBLE BOND ISSUE: the delta of a convertible issue measures the sensitivity of the price of the convertible bond to a change in the conversion ratio [(equity price * conversion ratio)/nominal amount]. Its value is always between 0 and 100.

EQUITY SENSITIVITY FOR CONVERTIBLE BOND ISSUES: The equity sensitivity of a convertible bond issue measures the sensitivity of the convertible bond's value to a 1% fluctuation in the value of the (underlying) share. It will always be between 0% to 100%. The closer the equity sensitivity is to 100%, the closer the fluctuation in the convertible bond's price will match that of the share price and vice versa. Accordingly, when equity sensitivity is in the range of 80 to 100, the convertible bond is considered to perform like a share; between 20 to 80, the convertible bond is said to be mixed and is influenced by both the share price and interest rates; between 0 and 20, the convertible bond performs like a bond.

INVESTISSEMENT GRADE (IG) is a term used to define bond issues with a low level of risk whose financial ratings range from AAA to BBB- according to the Standard & Poor's scale. The risk of default of such issues is low, and their level of remuneration is much lower than that of high-yield issues.

HIGH YIELD (HY) is a term used to define speculative bond issues whose financial ratings are strictly below BBB- according to the Standard & Poor's scale. The remuneration of such issues is high, but the counterparty default risk is also high.

Subordinated debts are issues for which lenders agree to be disadvantaged compared to other more senior creditors in the event of default of the borrower. Some of the most common subordinated debts include issues where the contract between the lender and borrower sets out repayment terms only after all other senior creditors are repaid. Subordinated junior debt has further constraints, and is considered as junior to subordinated debt. In consideration of these constraints which adversely affect lenders' risk, said lenders will expect greater remuneration and other benefits set out in the conditions of issue.

MATURITY AT THE NEXT CALL is the date of the next repayment of the bond. The bond issuer may include a clause to repay part of the capital before final maturity at a determined price. In general, these clauses schedule initial and final periods during which repayment is not possible. These bonds are said to be "callable".

OVERLAY MANAGEMENT is an approach based on the hedging of existing risks (equities, interest rate, currency, etc.) in a portfolio.

UCITS means "Undertaking for Collective Investment in Transferable Securities". This category of financial products includes the Mutual Fund (FCP) and the Société d'Investissement à Capital Variable (SICAV).

UCI means "Undertaking for Collective Investment". This category of financial products includes the Mutual Fund (FCP) and the Société d'Investissement à Capital Variable (SICAV). There are two categories of UCI, namely UCITS "Undertakings for Collective Investment in Transferable Securities" and AIFs "Alternative Investment Funds".

SICAV (Société d'Investissement à Capital Variable) means open-ended investment company with variable capital.

FUND means "Mutual Fund".



EDR FUND CONVERTIBLE EUROPE ALL CAPS A-EUR

EdR Fund Convertible Europe All Caps A-EUR

EUROPE CONVERTIBLE BONDS SICAV

EDMOND DE ROTHSCHILD ASSET MANAGEMENT

CORPORATE DEBT

MORNINGSTAR™ Ranking as of 30/11/2018 in the category Convertible Bond - Europe : ★★★

Fund size : EUR 137,32 mil.

RISK SCALE

Risk and reward profile



1	2	3	4	5	6	7
---	---	---	---	---	---	---

Synthetic risk/return indicator ranks the fund on a scale from 1 to 7 (1 being the less risky ranking, 7 being the most risky ranking). This rating system is based on average fluctuations in the fund's net asset value over the past five years, i.e. the scale of changes in the index securities, both up and down. If the net asset value is less than 5 years old, the rating is determined by other regulatory calculation methods. Historic data such as those used to calculate the synthetic indicator may not be a reliable indication of the future risk profile. The current category is neither a guarantee nor an objective. Category 1 does not signify a risk free investment. For more details on the methodology of the ranking, please consult the key investor information document (KIID) of the fund.

This fund is rated in category 4, reflecting that it can be up to 110% exposed to equities markets, which presents a high risk/reward profile.

HISTORICAL DATA

Benchmark modification history

From 24/06/2014	Exane Euro Convertibles Index (EUR)
From 06/03/2001	Exane Euro Convertibles Index -1 day (EUR)