



UNION BANCAIRE PRIVÉE



## SIMPLIFIED PROSPECTUS

**SEPTEMBER 2010**

## **UBAM**

Variable Investment Company Luxembourg (hereafter the "SICAV")

*This simplified prospectus contains general information about the SICAV and its sub-funds. You can obtain, free of charge, the full prospectus, the annual report and the semi-annual report from the registered office of the SICAV, the Custodian Bank or from the following website [www.ubpbank.com](http://www.ubpbank.com).*



## GENERAL INFORMATION

---

<b>Legal Form</b> .....	SICAV with multiple sub-funds governed by Part I of the Collective Investment Undertakings Act of 20 December 2002 as amended (the "2002 Act"). The SICAV was incorporated for an indefinite period under the name of UBAM. The SICAV was incorporated and registered in Luxembourg.
<b>Incorporation date</b> .....	6 December 1990
<b>Domiciliation Agent</b> .....	Union Bancaire Privée (Luxembourg) S.A., 18 boulevard Royal, L-2449 Luxembourg
<b>General Distributor</b> .....	Union Bancaire Privée, UBP SA, 96-98 rue du Rhône, CH-1211 Genève 1
<b>Manager</b> .....	Union Bancaire Privée, UBP SA, 96-98 rue du Rhône, CH-1211 Genève 1 At its costs and under its sole responsibility, the Manager may appoint one or more third parties of its choice to fulfil all or part of its duties (hereafter: "sub-manager").
<b>Investment Adviser</b> .....	UBAM International Services, 18 boulevard Royal, L-2449 Luxembourg
<b>Custodian Bank</b> .....	Union Bancaire Privée (Luxembourg) S.A., 18 boulevard Royal, L-2449 Luxembourg
<b>Administrative Agent, Registrar and Transfer Agent</b> ....	Union Bancaire Privée (Luxembourg) S.A., 18 boulevard Royal, L-2449 Luxembourg Union Bancaire Privée (Luxembourg) S.A., in its capacity as Administrative Agent, Registrar and Transfer Agent, may, at its own costs, subcontract the execution of all or part of its duties to: European Fund Administration S.A., 2 rue d'Alsace, L-1017 Luxembourg
<b>General Distributor</b> .....	Union Bancaire Privée, UBP SA, 96-98 rue du Rhône, CH-1211 Genève 1
<b>Auditor</b> .....	Deloitte S.A., 560 rue de Neudorf, L-2220 Luxembourg
<b>Supervisory Authority</b> .....	Commission de Surveillance du Secteur Financier ( <a href="http://www.cssf.lu">www.cssf.lu</a> )
<b>End of financial year</b> .....	31 December each year
<b>Number of sub-funds</b> .....	35



## FINANCIAL INFORMATION

---

### SHARE FEATURES

Within each sub-fund, shareholders may be offered various Types of shares ("Types"): Type A and AP shares, Type R shares, and Type I, IP and I+ shares (see table hereafter).

Type I, IP and I+ shares are exclusively reserved for institutional investors, as defined by Article 129(2) of the 2002 Act. (Institutional investors may subscribe on their own behalf or on behalf of third parties. The latter must also be institutional bodies.) In addition, these shares will be subject to a lower investment adviser fee and will not have any marketing or general distribution fees. These shares also benefit from a discounted subscription duty ("taxe d'abonnement").

The distinction between Type A and AP shares and Type R shares resides in the different levels of fees that apply to these different Types of shares.

In addition, for the UBAM – EUROPEAN EMERGING EQUITY, UBAM – TURKISH EQUITY, UBAM – EMERGING MARKET CORPORATE BOND (USD), UBAM – CUBE and UBAM – SQUARE sub-funds, Type AP and IP shares may be offered, denominated in all currencies available for Types A and I, as described below. For the UBAM – CUBE sub-fund, only the shares of Type AP and IP will be offered. Details of Types and classes of shares available for each sub-fund are shown in the table below. These shares carry reduced advisory and management fees, but also carry a performance fee in line with the table hereafter and as detailed in the "PERFORMANCE FEE" section of the full prospectus.

Investors' attention is drawn to the fact that certain classes can be distinguished by their base currency and that investors in such classes are exposed to the risk that the NAV of these classes can change unfavourably in relation to the classes denominated in another currency due to hedging.

For shares denominated in EUR/CHF/SEK, foreign exchange risks for the share's currency in relation to the sub-fund's base currency will be hedged to a great extent. These share classes will cover any exchange-related costs for the subscription price and/or the redemption price respectively received or paid in EUR/CHF/SEK in or in relation to the sub-fund's base currency, as well as those relating to the calculation of the net asset value in EUR/CHF/SEK for shares from this class, in addition to any related costs. Furthermore, all the costs and risks resulting from hedging transactions against the EUR/CHF/SEK will be borne by the shares denominated in these three currencies respectively.

For all the sub-funds, each one of these Types of shares may be issued in distribution shares or capitalisation shares, with the exception of the UBAM – OPTIBOND (EURO) sub-fund, which only offers capitalisation shares. For distribution shares, in principle the SICAV distributes all or virtually all (but at least 85%) of net income from investments as dividends. However, if the amount available for distribution is less than the equivalent of EUR 0.05 per share, no dividend will be declared and the amount will be carried forward to the next financial year.

For all sub-funds whose base currency is not the GBP, ID shares may be issued in two share classes: one share class denominated in the sub-fund's base currency and one share class denominated in GBP. The foreign exchange risks for the pound sterling in relation to the sub-fund's base currency will be hedged to a great extent. Shares from the class denominated in GBP will bear all exchange-related costs concerning the subscription price and/or redemption price respectively received or paid in GBP for the shares



denominated in GBP in or in relation to the sub-fund's base currency, as well as those relating to the calculation of the net asset value in GBP for shares from this class, as well as any related costs. In addition, all the costs and risks resulting from hedging transactions against the GBP will be borne by shares from the class denominated in GBP.

For the UBAM – MONEY MARKET INSTITUTIONAL LIQUIDITY (USD) and UBAM – MONEY MARKET INSTITUTIONAL LIQUIDITY (EUR) sub-funds, only Type I and I+ shares will be offered. The minimum initial subscription, only for these sub-funds, is EUR/USD 1 million for Type I and EUR/USD 5 million for Type I+.

For the other sub-funds, the minimum initial/subsequent subscription is one share.

The Board of Directors of the Fund reserves the right to determine the Types and classes of shares that will be issued for each sub-fund.

On the date of this prospectus, only some classes of shares are open for subscription:

Bond sub-funds	Currency of sub-fund	Currency of sub-fund						EUR*				CHF*				SEK*				GBP*					
		A	AP	I	IP	I+	R	A	AP	I	IP	A	AP	I	IP	A	AP	I	IP	I	IP				
UBAM – DYNAMIC US DOLLAR BOND	USD	C-D		C-D			C-D	C-D				C-D			C-D			C-D			C-D			D	
UBAM – DYNAMIC EURO BOND	EUR	C-D		C-D			C-D					C-D			C-D			C-D			C-D			D	
UBAM – YIELD CURVE US DOLLAR BOND	USD	C-D		C-D			C-D	C-D				C-D			C-D			C-D			C-D			D	
UBAM – YIELD CURVE EURO BOND	EUR	C-D		C-D			C-D					C-D			C-D			C-D			C-D			D	
UBAM – YIELD CURVE STERLING BOND	GBP	C-D		C-D			C-D	C-D				C-D			C-D			C-D			C-D				
UBAM – GLOBAL BOND (CHF)	CHF	C-D		C-D			C-D	C-D							C-D			C-D			C-D			D	
UBAM – CORPORATE US DOLLAR BOND	USD	C-D		C-D			C-D	C-D				C-D			C-D			C-D			C-D			D	
UBAM – CORPORATE EURO BOND	EUR	C-D		C-D			C-D					C-D			C-D			C-D			C-D			D	
UBAM – OPTIBOND (EURO)	EUR	C		C			C					C			C			C			C				
UBAM – ABSOLUTE RETURN (USD)	USD	C-D		C-D			C-D	C-D				C-D			C-D			C-D			C-D			D	
UBAM – ABSOLUTE RETURN (EURO)	EUR	C-D		C-D			C-D					C-D			C-D			C-D			C-D			D	
UBAM – EMERGING MARKET BOND (USD)	USD	C-D		C-D			C-D	C-D				C-D			C-D			C-D			C-D			D	
UBAM – LOCAL CURRENCY EMERGING MARKET BOND (USD)	USD	C-D		C-D			C-D	C-D				C-D			C-D			C-D			C-D			D	
UBAM – EMERGING MARKET CORPORATE BOND (USD)	USD	C-D	C-D	C-D	C-D		C-D	C-D	C-D	C-D		C-D	C-D	C-D	C-D	C-D	C-D	C-D	C-D	C-D	C-D	C-D	C-D	D	D
<b>Convertible bond sub-funds</b>		A	AP	I	IP	I+	R	A	AP	I	IP	A	AP	I	IP	A	AP	I	IP	I	IP				
UBAM – EUROPEAN CONVERTIBLE BOND	EUR	C-D		C-D			C-D					C-D			C-D			C-D			C-D			D	
UBAM – EURO 10-40 CONVERTIBLE BOND	EUR	C-D		C-D			C-D					C-D			C-D			C-D			C-D			D	
<b>Equity sub-funds</b>		A	AP	I	IP	I+	R	A	AP	I	IP	A	AP	I	IP	A	AP	I	IP	I	IP				
UBAM – CALAMOS US EQUITY GROWTH	USD	C-D		C-D			C-D	C-D				C-D			C-D			C-D			C-D			D	
UBAM – NEUBERGER BERMAN US EQUITY VALUE	USD	C-D		C-D			C-D	C-D				C-D			C-D			C-D			C-D			D	
UBAM – DR. EHRHARDT GERMAN EQUITY	EUR	C-D		C-D			C-D					C-D			C-D			C-D			C-D			D	
UBAM – LINGOHR EUROPEAN UNION EQUITY VALUE	EUR	C-D		C-D			C-D					C-D			C-D			C-D			C-D			D	
UBAM – SWISS EQUITY	CHF	C-D		C-D			C-D	C-D							C-D			C-D			C-D			D	
UBAM – IFDC JAPAN EQUITY	JPY	C-D		C-D			C-D	C-D				C-D			C-D			C-D			C-D			D	
UBAM – IFDC JAPAN OPPORTUNITES EQUITY	JPY	C-D		C-D			C-D	C-D				C-D			C-D			C-D			C-D			D	



UBAM – PCM GLOBAL EQUITY VALUE	USD	C-D	C-D		C-D																
UBAM – VP VALUE CHINA EQUITY	USD	C-D	C-D		C-D	C-D	C-D	C-D	C-D	C-D	C-D	C-D	C-D	C-D	C-D	C-D	C-D	C-D	C-D	D	
UBAM – SOUTH PACIFIC AND ASIA EQUITY	USD	C-D	C-D		C-D	C-D	C-D	C-D	C-D	C-D	C-D	C-D	C-D	C-D	C-D	C-D	C-D	C-D	C-D	D	
UBAM – EQUITY BRIC+	USD	C-D	C-D		C-D																
UBAM – EUROPEAN EMERGING EQUITY	USD	C-D	C-D	C-D	C-D	C-D	C-D	C-D	C-D	C-D	C-D	C-D	C-D	C-D	C-D	C-D	C-D	C-D	C-D	D	D
UBAM – TURKISH EQUITY	USD	C-D	C-D	C-D	C-D	C-D	C-D	C-D	C-D	C-D	C-D	C-D	C-D	C-D	C-D	C-D	C-D	C-D	C-D	D	D
UBAM – EUROPEAN EQUITY	EUR	C-D	C-D		C-D					C-D	C-D	C-D	C-D	C-D	C-D	C-D	C-D	C-D	C-D	D	
UBAM – RUSSIAN EQUITY	USD	C-D	C-D		C-D	C-D	C-D	C-D	C-D	C-D	C-D	C-D	C-D	C-D	C-D	C-D	C-D	C-D	C-D	D	
<b>Money market sub-funds</b>		A	AP	I	IP	I+	R	A	AP	I	IP	A	AP	I	IP	A	AP	I	IP	I	IP
UBAM – MONEY MARKET INSTITUTIONAL LIQUIDITY (USD)	USD		C-D		C-D															D	
UBAM – MONEY MARKET INSTITUTIONAL LIQUIDITY (EUR)	EUR		C-D		C-D															D	
<b>Other sub-funds</b>		A	AP	I	IP	I+	R	A	AP	I	IP	A	AP	I	IP	A	AP	I	IP	I	IP
UBAM – SQUARE	EUR	C-D	C-D	C-D	C-D	C-D						C-D	C-D	C-D	C-D	C-D	C-D	C-D	C-D	D	D
UBAM – CUBE	EUR		C-D		C-D							C-D	C-D	C-D	C-D	C-D	C-D	C-D	C-D	D	

C = Accumulation shares      D = Distribution shares

\* Share classes hedged against foreign currency risk (cf. "SHARE FEATURES" section)

## TAX REGIME

The SICAV is not liable for any income tax in Luxembourg (subject to the terms of the following paragraph) other than the annual subscription tax ("taxe d'abonnement") representing 0.05% p.a. of the net asset of the SICAV for shares of Type A, AP and R, calculated and payable quarterly, with the exception of sub-funds UBAM – MONEY MARKET INSTITUTIONAL LIQUIDITY (EUR) and UBAM – MONEY MARKET INSTITUTIONAL LIQUIDITY (USD) and Type I, IP and I+ shares for which the rate is 0.01% p.a. The SICAV may bear withholding tax on foreign income.

Pursuant to the law of 21 June 2005 (the "2005 Act"), transposing the Council Directive 2003/48/EC relating to tax on savings income as interest payments (the "Directive"), dividends and redemption proceeds from shares in a sub-fund, when paid to private individuals, may be subject to withholding tax or to information sharing between the tax authorities concerned. The applicable withholding tax rate is 20% until 30 June 2011 and 35% starting 1 July 2011. Whether the Law of 2005 will be applicable to any particular case, and any related consequences, depends on various factors such as the asset type of the sub-fund, the location of the competent paying agent and the tax domicile of the shareholders concerned.

Further information on the application of the Directive and the 2005 Act are included in the full prospectus.

Prospective shareholders are advised to seek information and, if necessary, advice on legal and regulatory aspects, such as those concerning taxation (and more specifically tax on savings as per the Directive) and currency controls, applicable for the subscription, acquisition, holding and realisation of shares in their home countries, countries of residence or domicile.



## REMUNERATION, COMMISSIONS AND FEES

### Non recurrent remuneration, commissions and fees borne by the investor (% of the net asset value per share):

Entry fee:	Up to 5.25% for all sub-funds and Types of shares
Exit fee:	NA
Conversion fee:	NA

### Recurrent remuneration, commissions and fees borne by the sub-funds (annual % calculated on average net assets):

#### Subscription/Redemption Fee

The Transfer Agent receives an additional flat fee of up to EUR 15 per subscription or redemption. These fees are borne by all sub-funds regardless the Type of shares.

#### Other fees and commissions

This item mainly includes:

- commissions of the custodian bank, domiciliary agent, administrative agent, registrar and transfer agent,...
- costs relating to audit, various external consultants, subscription tax, publication,...

As consideration for the custodian bank and domiciliation agent functions, the usual fees are charged to the SICAV: a fee calculated on the basis of the SICAV's net asset value, payable monthly and representing up to 0.25% of NAV depending on the sub-fund and share Types.

The fees received by Union Bancaire Privée (Luxembourg) S.A. for its administrative agent, registrar and transfer agent functions are calculated on the basis of the SICAV's net asset value and payable monthly. These may be up to 0.115% depending on the sub-fund, with a minimum limit of EUR 35,000 per year depending on the sub-funds.

#### Performance Fee

Sub-fund	Performance Percentage	Benchmark index or Minimum rate return p.a. (Hurdle)
UBAM – ABSOLUTE RETURN (USD)	20%	Citigroup USD 3 month Euro Deposit + 1% p.a.
UBAM – ABSOLUTE RETURN (EUR)	20%	Citigroup EUR 3 month Euro Deposit + 1% p.a.
UBAM – EMERGING MARKET CORPORATE BOND (USD) (TYPES AP / IP <b>ONLY</b> )	20%	Hurdle 7%
UBAM – IFDC JAPAN OPPORTUNITIES EQUITY	15%	Hurdle 10%
UBAM – VP VALUE CHINA EQUITY	15%	Hurdle 0%
UBAM – EUROPEAN EMERGING EQUITY (TYPES AP / IP <b>ONLY</b> )	20%	MSCI EM Europe 10/40 NR
UBAM – TURKISH EQUITY (TYPES AP / IP <b>ONLY</b> )	20%	MSCI Turkey 10/40 NR
UBAM – SQUARE (TYPES AP / IP <b>ONLY</b> )	10% *	EONIA
UBAM – CUBE (TYPES AP/IP)	15% *	EONIA
UBAM – EQUITY BRIC+	15%	Hurdle 10%

\* For these sub-funds, the performance fee (High Water Mark) calculation is reset on a 36-month sliding scale



Bond sub-funds	Management and Investment Adviser Fees (%) Maximum rates						Marketing and Distribution Fees (%) Maximum rates						Other Fees & Commissions <sup>1</sup> (estimation in %)					
	A	AP	R	I	IP	I+	A	AP	R	I	IP	I+	A	AP	R	I	IP	I+
UBAM – DYNAMIC US DOLLAR BOND	0.40		0.90	0.15			0.15		0.15	--			0.33		0.33	0.33		
UBAM – DYNAMIC EURO BOND	0.40		0.90	0.15			0.15		0.15	--			0.31		0.31	0.31		
UBAM – YIELD CURVE US DOLLAR BOND	0.50		1.00	0.25			0.15		0.15	--			0.32		0.32	0.32		
UBAM – YIELD CURVE EURO BOND	0.50		1.00	0.25			0.15		0.15	--			0.32		0.32	0.32		
UBAM – YIELD CURVE STERLING BOND	0.50		1.00	0.25			0.15		0.15	--			0.58		0.58	0.58		
UBAM – GLOBAL BOND (CHF)	0.50		1.00	0.25			0.15		0.15	--			0.38		0.38	0.38		
UBAM – CORPORATE US DOLLAR BOND	0.50		1.20	0.35			0.15		0.15	--			0.33		0.33	0.33		
UBAM – CORPORATE EURO BOND	0.50		1.20	0.35			0.15		0.15	--			0.33		0.33	0.33		
UBAM – OPTIBOND (EURO)	0.60		1.10	0.35			0.15		0.15	--			0.57		0.57	0.57		
UBAM – ABSOLUTE RETURN (USD)	0.60		1.10	0.35			0.15		0.15	--			0.72		0.72	0.72		
UBAM – ABSOLUTE RETURN (EURO)	0.60		1.10	0.35			0.15		0.15	--			0.45		0.45	0.45		
UBAM – EMERGING MARKET BOND (USD)	1.50		2.50	0.75			0.15		0.15	--			0.56		0.56	0.56		
UBAM – LOCAL CURRENCY EMERGING MARKET BOND (USD)	1.50		2.50	0.75			0.15		0.15	--			0.57		0.57	0.57		
UBAM – EMERGING MARKET CORPORATE BOND (USD)	1.25	0.825	2.50	0.75	0.50		0.15	0.15	0.15	--	--		NA	NA	NA	NA	NA	
<b>Convertible bond sub-funds</b>	<b>A</b>	<b>AP</b>	<b>R</b>	<b>I</b>	<b>IP</b>	<b>I+</b>	<b>A</b>	<b>AP</b>	<b>R</b>	<b>I</b>	<b>IP</b>	<b>I+</b>	<b>A</b>	<b>AP</b>	<b>R</b>	<b>I</b>	<b>IP</b>	<b>I+</b>
UBAM – EUROPEAN CONVERTIBLE BOND	1.20		2.00	1.00			0.15		0.15	--			NA		NA	NA		
UBAM – EURO 10-40 CONVERTIBLE BOND	0.90		1.80	0.70			0.15		0.15	--			NA		NA	NA		
<b>Equity sub-funds</b>	<b>A</b>	<b>AP</b>	<b>R</b>	<b>I</b>	<b>IP</b>	<b>I+</b>	<b>A</b>	<b>AP</b>	<b>R</b>	<b>I</b>	<b>IP</b>	<b>I+</b>	<b>A</b>	<b>AP</b>	<b>R</b>	<b>I</b>	<b>IP</b>	<b>I+</b>
UBAM – CALAMOS US EQUITY GROWTH	1.50		2.50	1.00			0.20		0.20	--			0.45		0.45	0.45		
UBAM – NEUBERGER BERMAN US EQUITY VALUE	1.50		2.50	1.00			0.20		0.20	--			0.42		0.42	0.42		
UBAM – DR. EHRHARDT GERMAN EQUITY	1.50		2.50	1.00			0.20		0.20	--			0.43		0.43	0.43		
UBAM – LINGOHR EUROPEAN UNION EQUITY VALUE	1.50		2.50	1.00			0.20		0.20	--			0.45		0.45	0.45		
UBAM – SWISS EQUITY	1.00		2.50	0.65			0.00		0.00	--			0.42		0.42	0.42		
UBAM – IFDC JAPAN EQUITY	1.50		2.50	1.00			0.20		0.20	--			0.44		0.44	0.44		
UBAM – IFDC JAPAN OPPORTUNITIES EQUITY	1.50		2.50	1.00			0.20		0.20	--			0.49		0.49	0.49		
UBAM – PCM GLOBAL EQUITY VALUE	1.50		2.50	1.00			0.20		0.20	--			0.52		0.52	0.52		
UBAM – VP VALUE CHINA EQUITY	1.50		2.50	1.00			0.20		0.20	--			0.52		0.52	0.52		
UBAM – SOUTH PACIFIC AND ASIA EQUITY	1.50		2.50	1.00			0.20		0.20	--			0.58		0.58	0.58		
UBAM – EQUITY BRIC+	1.75		2.55	1.25			0.20		0.20	--			0.79		0.79	0.79		
UBAM – EUROPEAN EMERGING EQUITY	1.75	1.30	2.50	1.25	0.75		0.20	0.20	0.20	--	--		NA	NA	NA	NA	NA	
UBAM – TURKISH EQUITY	1.75	1.30	2.50	1.25	0.75		0.20	0.20	0.20	--	--		NA	NA	NA	NA	NA	
UBAM – EUROPEAN EQUITY	1.50		2.50	1.00			0.20		0.20	--			NA		NA	NA		
UBAM – RUSSIAN EQUITY	1.75		2.50	1.25			0.20		0.20	--			NA		NA	NA		
<b>Money market sub-funds</b>	<b>A</b>	<b>AP</b>	<b>R</b>	<b>I</b>	<b>IP</b>	<b>I+</b>	<b>A</b>	<b>AP</b>	<b>R</b>	<b>I</b>	<b>IP</b>	<b>I+</b>	<b>A</b>	<b>AP</b>	<b>R</b>	<b>I</b>	<b>IP</b>	<b>I+</b>
UBAM – MONEY MARKET INSTITUTIONAL LIQUIDITY (EUR)				0.20		0.15				--		--				NA		NA
UBAM – MONEY MARKET INSTITUTIONAL LIQUIDITY (USD)				0.20		0.15				--		--				NA		NA
<b>Other sub-funds</b>	<b>A</b>	<b>AP</b>	<b>R</b>	<b>I</b>	<b>IP</b>	<b>I+</b>	<b>A</b>	<b>AP</b>	<b>R</b>	<b>I</b>	<b>IP</b>	<b>I+</b>	<b>A</b>	<b>AP</b>	<b>R</b>	<b>I</b>	<b>IP</b>	<b>I+</b>
UBAM – SQUARE	1.25	0.75	2.00	0.75	0.50		0.20	0.20	0.20	--	--		NA	NA	NA	NA	N/A	
UBAM – CUBE		1.00			0.67		0.20				--		NA				N/A	

<sup>1</sup> Percentage based on the average costs carried during the tax year ending 31 December 2009. These costs may increase or decrease from year to year.



## TRADING INFORMATION

---

### NET ASSET VALUE

The net asset value as well as the issue and redemption price per share are determined:

- for the UBAM – MONEY MARKET INSTITUTIONAL LIQUIDITY (EUR) and the UBAM – MONEY MARKET INSTITUTIONAL LIQUIDITY (USD): every full bank business day in Luxembourg (“Valuation Day”) in each sub-fund’s base currency and projected to the maturity date;
- for the UBAM –EQUITY BRIC+: weekly on Friday or, if this is not a full bank business day in Luxembourg, the next full bank business day. The date for the net asset value determined in this way is the Business Day preceding the Valuation Day;
- for the UBAM – IFDC JAPAN OPPORTUNITIES EQUITY: four times a month, on the 8th, 15th and 22nd of each month, or if this is not a full bank business day in Luxembourg, the next full bank business day. The fourth net asset value of the month will be calculated based on prices from the last Business Day for the month on the various markets concerned;
- for all of the SICAV’s other sub-funds: every full bank business day in Luxembourg in each sub-fund’s base currency, based on the closing prices on the Business Day preceding the Valuation Day.

"Business Day" refers to full bank business days in Luxembourg, with the exception of days when the stock exchanges in the main countries hosting the sub-fund's investments are closed and 50% or more of the sub-fund's investments cannot be appropriately valued

There will only be Net Asset Values dated on the days which are considered as ‘Business Days’ according to the definition above.

The date for the net asset value determined in this way is the Business Day preceding the Valuation Day.

For some sub-funds for which the net asset value is not daily, the Fund may at its discretion determine an estimated net asset value on days that are not Valuation Days. This estimated net asset value cannot be used for subscription, redemption or conversion and will be provided solely for information.

In this way, for the UBAM – EQUITY BRIC+ sub-fund, an estimated net asset value will be calculated based on the prices on the last Business Day of the month for the various markets concerned, which cannot be used for the needs of subscription, redemption or conversion and will only be for information purposes.

### TERMS OF SUBSCRIPTION, REDEMPTION AND CONVERSION OF SHARES

**Applications for subscription must be received at the latest by the SICAV or by the transfer agent:**

- for UBAM – MONEY MARKET INSTITUTIONAL LIQUIDITY (EUR) and UBAM – MONEY MARKET INSTITUTIONAL LIQUIDITY (USD): at 12.00 noon (Luxembourg time) every Valuation Day;
- for UBAM – IFDC JAPAN EQUITY, UBAM – IFDC JAPAN OPPORTUNITIES EQUITY, UBAM – SOUTH PACIFIC AND ASIA EQUITY and UBAM – VP VALUE CHINA EQUITY: 2 full bank business days in Luxembourg before the Valuation Day;
- for UBAM – EQUITY BRIC+: on Mondays at 12.00 noon (Luxembourg time), or if that day is not a full bank business day in Luxembourg, the previous full bank business day;
- for all other sub-funds: at 12.00 noon (Luxembourg time) every full bank business day in Luxembourg preceding a Valuation Day.





**Payment for shares subscribed** is to be made at the latest:

- for UBAM – MONEY MARKET INSTITUTIONAL LIQUIDITY (EUR) and UBAM – MONEY MARKET INSTITUTIONAL LIQUIDITY (USD): on the Business Day following the Valuation Day;
- for all other sub-funds: within 3 Business Days following the Valuation Day.

Subscription applications made in countries in which the SICAV is authorised to carry on public retailing activities can be submitted by local paying agents and distributors acting in their own name but on behalf of end investors. Said local paying agents and distributors will be listed in the SICAV's list of shareholders in lieu of the end investors. Local paying agents have the right to charge fees to investors for handling subscriptions to, redemptions of and the conversion of the SICAV's shares.

**Redemption requests** must be received at the latest by the SICAV or the transfer agent:

- for UBAM – MONEY MARKET INSTITUTIONAL LIQUIDITY (EUR) and UBAM – MONEY MARKET INSTITUTIONAL LIQUIDITY (USD): by 12.00 noon (Luxembourg time) every Valuation Day;
- for UBAM – IFDC JAPAN EQUITY, UBAM – VP VALUE CHINA EQUITY and UBAM – SOUTH PACIFIC AND ASIA EQUITY: at 12.00 noon (Luxembourg time) 2 full bank business days in Luxembourg before the Valuation Day;
- for UBAM – EQUITY BRIC+: Monday at 12.00 noon (Luxembourg time). If that day is not a full bank business day in Luxembourg, the previous full bank business day;
- for UBAM – IFDC JAPAN OPPORTUNITIES EQUITY: at 12.00 noon (Luxembourg time) 12 full bank business days in Luxembourg before the Valuation Day. Share redemptions for this sub-fund can only take place on the 15th day and on the last Business Day of each month;
- for all other sub-funds: by 12.00 noon (Luxembourg time) on every full bank business day in Luxembourg preceding a Valuation Day.

**Payments for share redemptions** are made at the latest:

- for UBAM – MONEY MARKET INSTITUTIONAL LIQUIDITY (USD) and UBAM – MONEY MARKET INSTITUTIONAL LIQUIDITY (EUR): the Business Day following the Valuation Day;
- for UBAM – EQUITY BRIC+, UBAM – IFDC JAPAN OPPORTUNITIES EQUITY and UBAM – EMERGING MARKET CORPORATE BOND (USD): 5 Business Days after the Valuation Day;
- for all other sub-funds: 3 Business Days after the Valuation Day.

Subscription and redemption requests are processed, if accepted, at the net asset value for each share calculated on the Valuation Day. For sub-funds issuing different classes of shares, applications must indicate the share class concerned (capitalisation or distribution shares; shares in the sub-fund's base currency or another currency).

The bank charges linked to the payment of subscriptions and redemptions are borne by the SICAV. Shares may be converted free of charge between sub-funds and/or classes. However, conversion of all or part of the shares from a given share Type to another share Type is not allowed.

Share values are subject to market fluctuations and investors may not always be able to recover the entire amount of their original investment.



## **PUBLICATION**

The net asset value per share of each class of each Type within the various sub-funds may be obtained each Business Day from the SICAV's registered office.

For some shares, the net asset value may be published in another currency.

## **INVESTMENT INFORMATION**

---

### **INVESTMENT POLICY AND OBJECTIVES**

The SICAV's objective is to offer its shareholders the possibility of investing in an instrument that seeks to add value to the capital invested in a variety of securities.

The SICAV may use derivative products, as described in the full prospectus, for coverage or for another purpose to do with efficient management of the portfolio.

Bond sub-funds, convertible bond sub-funds and the UBAM – SQUARE and UBAM – CUBE sub-funds, which are sophisticated sub-funds, may use derivative instruments and techniques for hedging or efficient management, within the limits set out in the investment restrictions. More specifically, these sub-funds may buy and sell call or put options on transferable securities or financial instruments, futures on currencies or interest rates, and may take out swaps on currencies, interest rates or all types of financial instruments, provided that such derivatives are traded on a regulated market, operating regularly. Such derivatives may be entered into on an over-the-counter (OTC) basis with first-rate institutions specialised in such transactions. More specifically, these sub-funds may buy or sell Credit Default Swaps and call or put options on Credit Default Swaps, as well as Total Return Swaps. Investments in mortgage-related bonds or asset-backed bonds will have a minimum rating of AA- (S&P) or Aa3 (Moody's). These sub-funds may invest up to 10% of their net assets in structured credit products such as ABS, CMO, CLO, CDO and Credit Linked Notes. The use of structured products involves higher risks than direct investments in transferable securities.

The potential risks inherent in these structured products are set out in the "RISK FACTORS" section of the full prospectus.



## Warning

The markets of some of the countries mentioned below may not meet the criteria of a regulated market as defined in Article 41(1) of the 2002 Act. Investments in such markets will be considered as investments not officially listed on stock exchanges or not traded on a regulated market that operates on a regular basis, is recognised and open to the public; in accordance with point 1 of the common regulations applicable to all current and future sub-funds in the full prospectus, they may not exceed 10% of the net assets.

Prospective investors are warned that investing in SICAV shares carries a relatively high risk: the leverage of warrant investments and the volatility of warrant prices increase the SICAV share investment risk to a level that is higher than that for traditional equity investment funds.

Prospective investors are warned that the use of derivative financial instruments implies certain particular risks that are different from those implied with other forms of investments and can even surpass them. These risks are in particular liquidity risk, counterparty risk, default risk and market risk.

## UBAM - BOND SUB-FUNDS

Bond sub-funds aim to offer investors access to a selection of transferable securities, primarily bonds and other debt securities, while complying with the principle for the diversification of investment risks.

The bond sub-funds will not invest in equities. Investments in convertible bonds will not at any time represent more than 25% of the net assets.

On an ancillary basis, the bond sub-funds may invest in money market instruments, including up to 10% of net assets in money market instruments with a residual maturity of over 12 months.

These sub-funds may invest up to 20% of their net assets in "High Yield" products. In addition, they may invest up to 10% of their net assets in emerging country transferable securities. These two limits are not applicable to the UBAM – EMERGING MARKET BOND (USD), UBAM – LOCAL CURRENCY EMERGING MARKET BOND (USD) and UBAM – EMERGING MARKET CORPORATE BOND (USD) sub-funds, which may invest up to 100% in transferable securities from emerging countries.

The "High Yield" products are bond issues offering High Yields. This relates to bonds issued by companies being turned around or with low credit ratings, i.e. a high level of debt. The return on such securities, in the same way as their level of risk, is therefore higher than traditional bond products.

**UBAM - BOND SUB-FUNDS (continued)**

**UBAM – DYNAMIC US DOLLAR BOND**

**Investment policy**

Sub-fund denominated in USD and which invests its net assets primarily in securities denominated in this currency. At any time, this sub-fund invests a majority of its net assets in bonds and other debt securities. The portfolio's average term will not exceed three years.

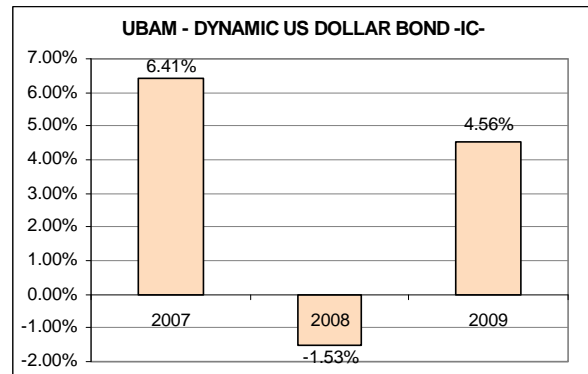
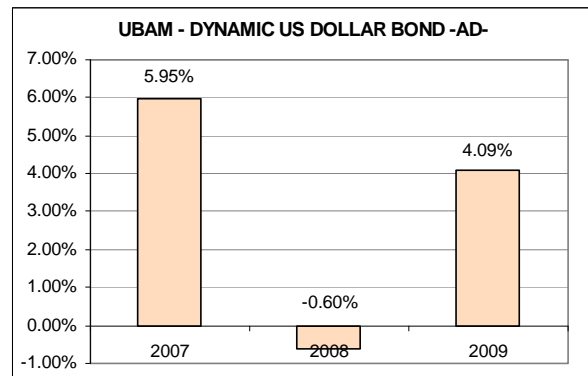
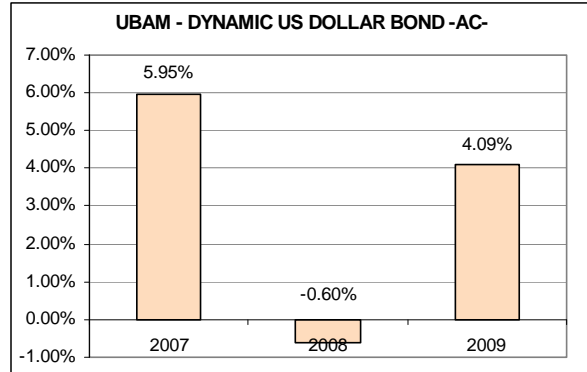
**Standard investor profile**

This sub-fund is suitable for investors who need a well-diversified bond allocation in their portfolio. Investors should have a minimum investment horizon of 1 year and should be willing to accept moderate short-term losses.

**Sub-fund launch date**

18 December 1990

**Historical annual performance in % <sup>2</sup>**



<sup>2</sup> Past performance is not a guide to current or future results. Only classes active the whole financial year ended 31/12/2009 are represented.

## UBAM - BOND SUB-FUNDS (continued)

### UBAM – DYNAMIC EURO BOND

#### Investment policy

Sub-fund denominated in EUR and which invests its net assets primarily in securities denominated in this currency. At any time, this sub-fund invests a majority of its net assets in bonds and other debt securities. The portfolio's average term will not exceed three years.

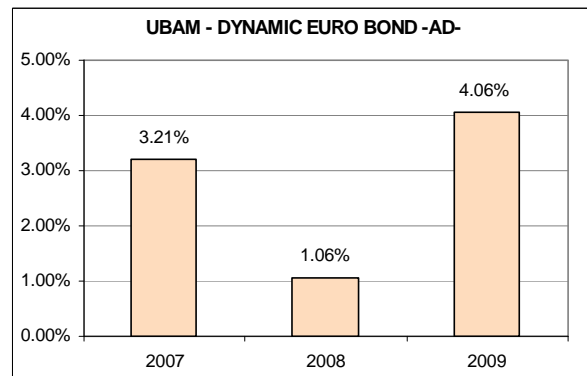
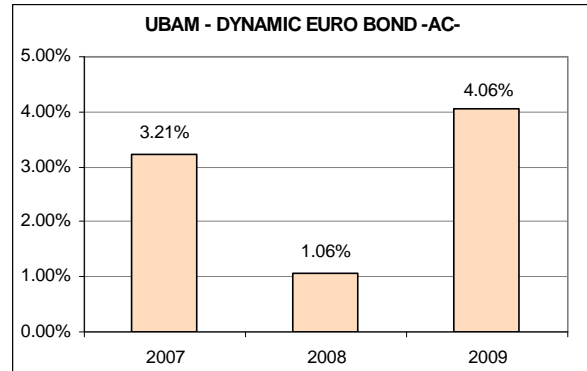
#### Standard investor profile

This sub-fund is suitable for investors who need a well-diversified bond allocation in their portfolio. Investors should have a minimum investment horizon of 1 year and should be willing to accept moderate short-term losses.

#### Sub-fund launch date

18 December 1990

#### Historical annual performance in % <sup>3</sup>



<sup>3</sup> Past performance is not a guide to current or future results. Only classes active the whole financial year ended 31/12/2009 are represented.

**UBAM - BOND SUB-FUNDS (continued)**

**UBAM – YIELD CURVE US DOLLAR BOND**

**Investment policy**

Sub-fund denominated in USD and which invests its net assets primarily in securities denominated in this currency. At any time, this sub-fund invests a majority of its net assets in bonds and other debt securities.

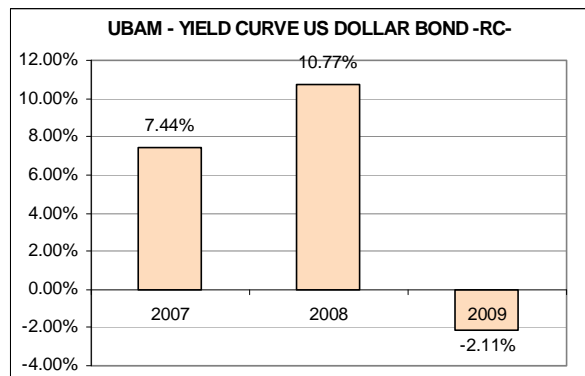
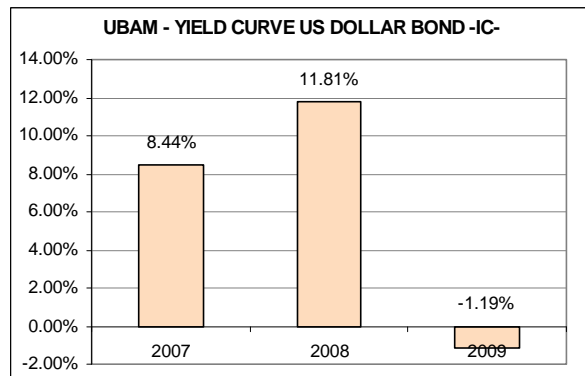
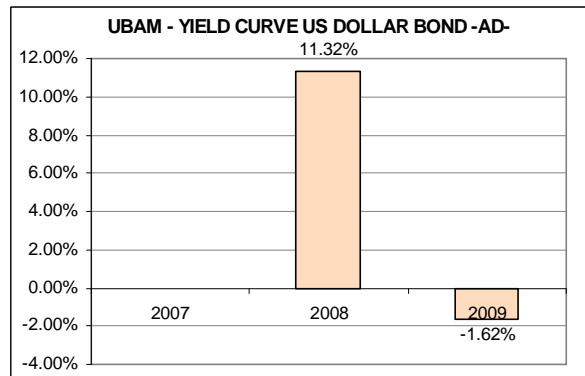
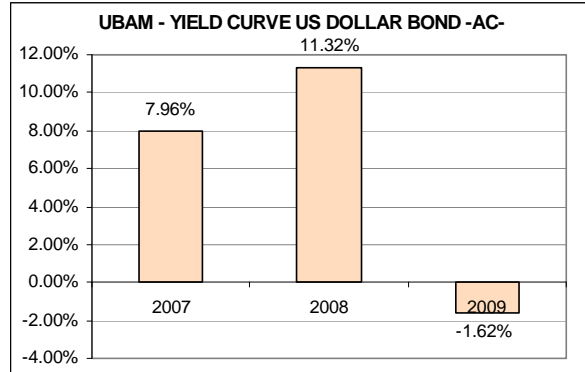
**Standard investor profile**

This sub-fund is suitable for investors who need a well-diversified bond allocation in their portfolio. Investors should have a minimum investment horizon of 3 years and should be willing to accept moderate short-term losses.

**Sub-fund launch date**

12 December 2003

**Historical annual performance in % <sup>4</sup>**



<sup>4</sup> Past performance is not a guide to current or future results. Only classes active the whole financial year ended 31/12/2009 are represented.

## UBAM - BOND SUB-FUNDS (continued)

### UBAM – YIELD CURVE EURO BOND

#### Investment policy

Sub-fund denominated in EUR and which invests its net assets primarily in securities denominated in this currency. At any time, this sub-fund invests a majority of its net assets in bonds and other debt securities.

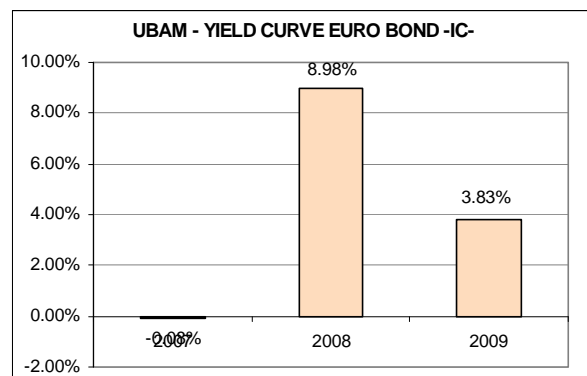
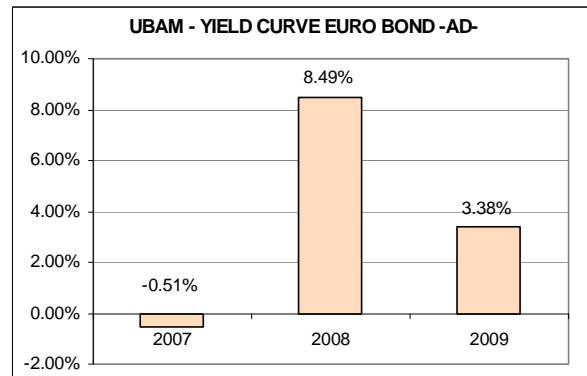
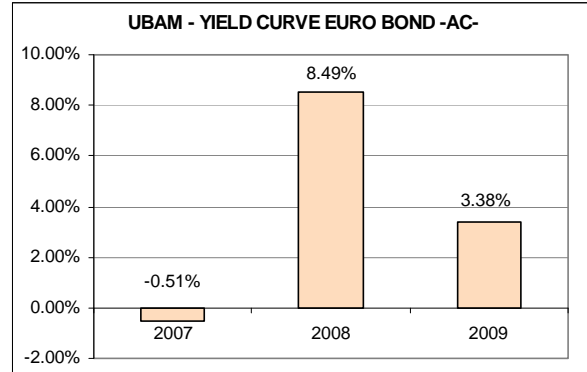
#### Standard investor profile

This sub-fund is suitable for investors who need a well-diversified bond allocation in their portfolio. Investors should have a minimum investment horizon of 3 years and should be willing to accept moderate short-term losses.

#### Sub-fund launch date

12 December 2003

#### Historical annual performance in % <sup>5</sup>



<sup>5</sup> Past performance is not a guide to current or future results. Only classes active the whole financial year ended 31/12/2009 are represented.

## UBAM - BOND SUB-FUNDS (continued)

### UBAM – YIELD CURVE STERLING BOND

#### Investment policy

Sub-fund denominated in GBP and which invests its net assets primarily in securities denominated in this currency. At any time, this sub-fund invests a majority of its net assets in bonds and other debt securities.

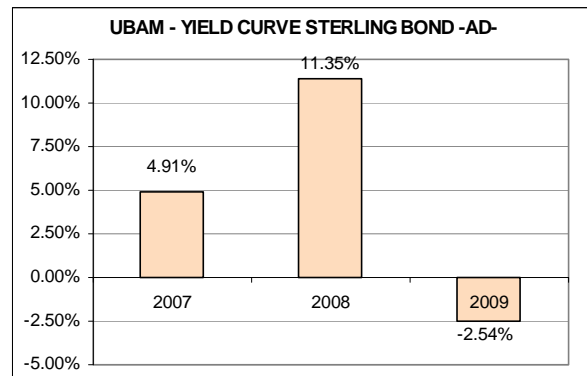
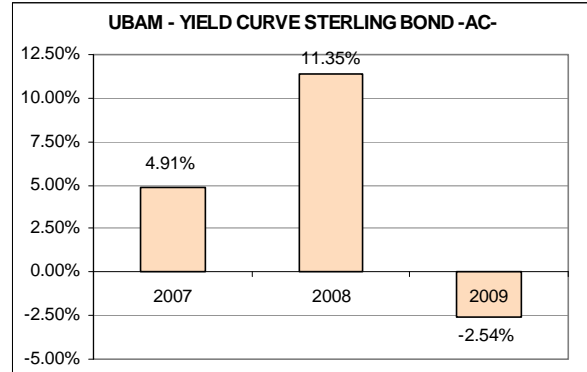
#### Standard investor profile

This sub-fund is suitable for investors who need a well-diversified bond allocation in their portfolio. Investors should have a minimum investment horizon of 3 years and should be willing to accept moderate short-term losses.

#### Sub-fund launch date

1<sup>st</sup> February 1994

#### Historical annual performance in % <sup>6</sup>



<sup>6</sup> Past performance is not a guide to current or future results. Only classes active the whole financial year ended 31/12/2009 are represented.



## UBAM - BOND SUB-FUNDS (continued)

### UBAM – GLOBAL BOND (CHF)

#### Investment policy

Sub-fund denominated in CHF and which invests its net assets primarily in securities denominated in USD, EUR, JPY, GBP and CHF. The sub-fund is primarily exposed to the CHF either through direct investments in transferable securities denominated in CHF or through investments in transferable securities denominated in other currencies hedged under forward exchange contracts against any change in such currencies in relation to the CHF. At any time, this sub-fund invests a majority of its net assets in International bonds and other debt securities.

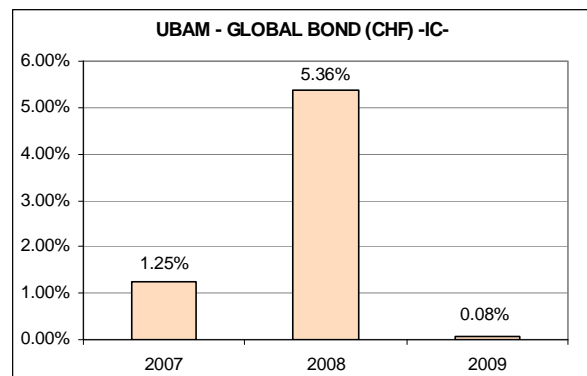
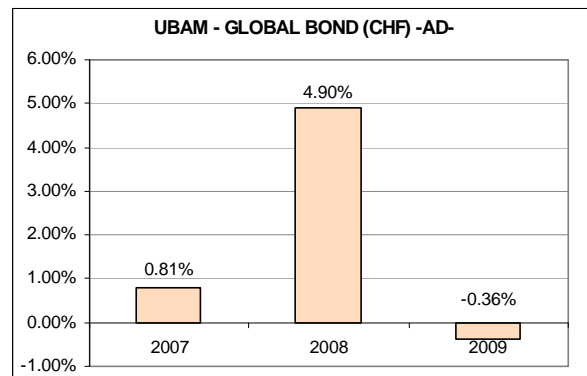
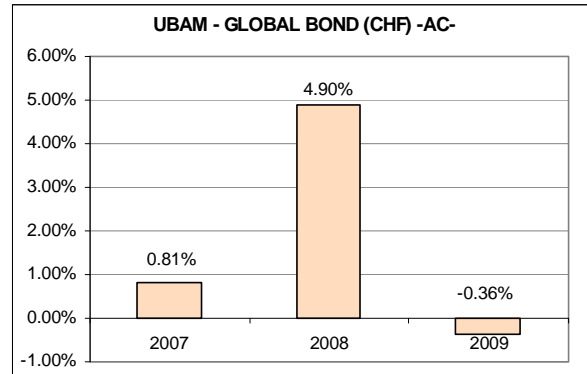
#### Standard investor profile

This sub-fund is suitable for investors who need a well-diversified bond allocation in their portfolio. Investors should have a minimum investment horizon of 2 years and should be willing to accept moderate short-term losses.

#### Sub-fund launch date

12 December 2003

#### Historical annual performance in % <sup>7</sup>



<sup>7</sup> Past performance is not a guide to current or future results. Only classes active the whole financial year ended 31/12/2009 are represented.



## UBAM - BOND SUB-FUNDS (continued)

### UBAM – CORPORATE US DOLLAR BOND

#### Investment policy

Sub-fund denominated in USD and which invests its net assets primarily in bonds denominated in this currency issued by companies ("corporate bonds") with a minimum rating of BBB- (Standard and Poor's or Fitch) or Baa3 (Moody's).

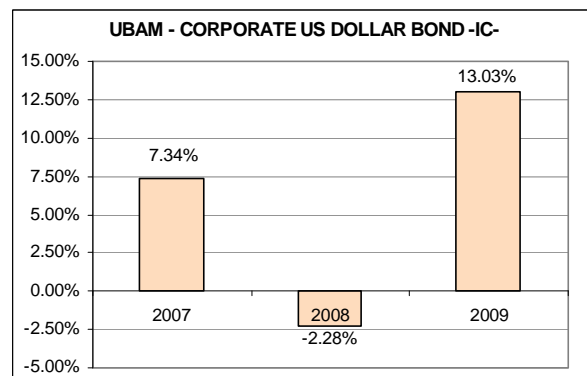
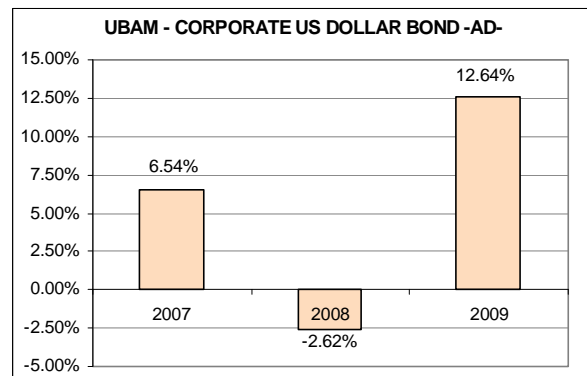
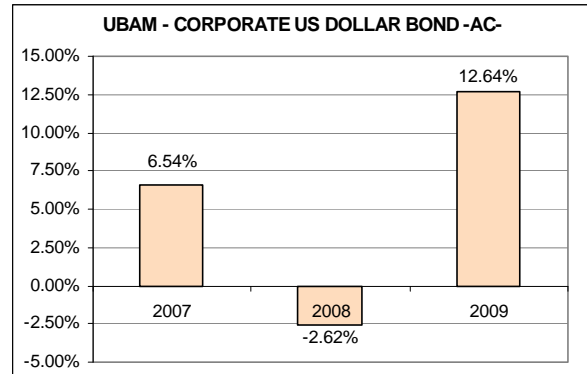
#### Standard investor profile

This sub-fund is suitable for investors who need a well-diversified bond allocation in their portfolio. Investors should have a minimum investment horizon of 3 years and should be willing to accept moderate short-term losses.

#### Sub-fund launch date

22 April 2002

#### Historical annual performance in % <sup>8</sup>



<sup>8</sup> Past performance is not a guide to current or future results. Only classes active the whole financial year ended 31/12/2009 are represented.

**UBAM - BOND SUB-FUNDS (continued)**

**UBAM – CORPORATE EURO BOND**

**Investment policy**

Sub-fund denominated in EUR and which invests its net assets primarily in bonds denominated in this currency issued by companies ("corporate bonds") with a minimum rating of BBB- (Standard and Poor's or Fitch) or Baa3 (Moody's).

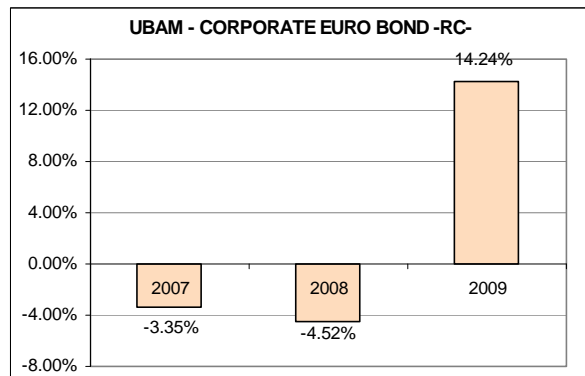
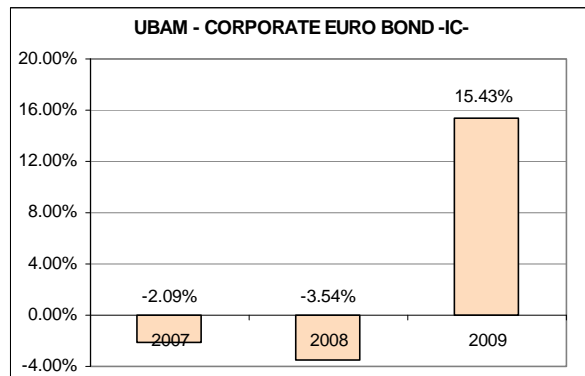
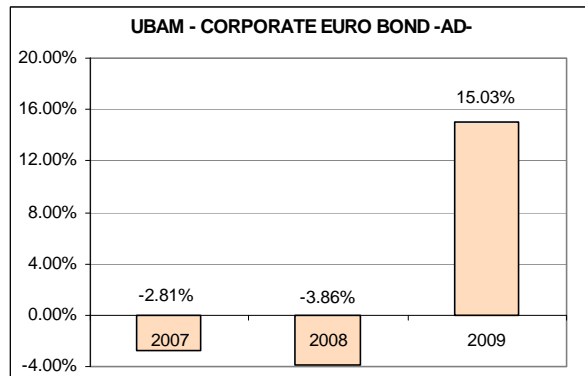
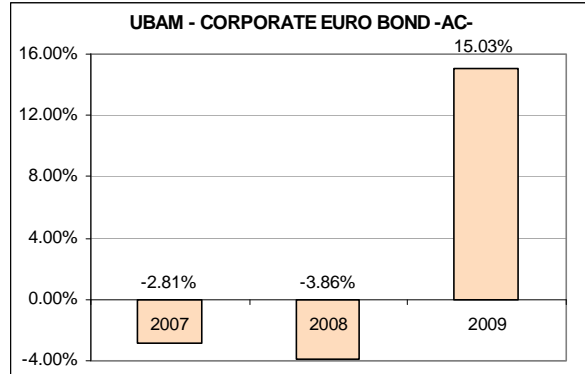
**Standard investor profile**

This sub-fund is suitable for investors who need a well-diversified bond allocation in their portfolio. Investors should have a minimum investment horizon of 3 years and should be willing to accept moderate short-term losses.

**Sub-fund launch date**

24 February 1999

**Historical annual performance in % <sup>9</sup>**



<sup>9</sup> Past performance is not a guide to current or future results. Only classes active the whole financial year ended 31/12/2009 are represented.

## UBAM - BOND SUB-FUNDS (continued)

### UBAM – OPTIBOND (EURO)

#### Investment policy

Sub-fund denominated in EUR and which invests its net assets primarily in transferable securities denominated in USD, EUR, JPY, GBP and CHF. The sub-fund is primarily exposed to the EUR either through direct investments in transferable securities denominated in EUR or through investments in transferable securities denominated in other currencies hedged under forward exchange contracts against any change in such currencies in relation to the EUR. At any time, this sub-fund invests a majority of its net assets in bonds and other debt securities. At any time, this sub-fund invests up to 40% of its net assets in transferable securities on which income represents "interest payments" as per Council Directive 2003/48/EC of 3 June 2003 relating to tax on savings income as interest payments.

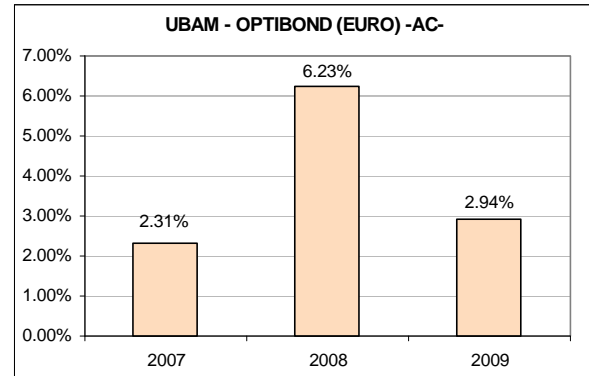
#### Standard investor profile

This sub-fund is suitable for investors who need a well-diversified bond allocation in their portfolio. Investors should have a minimum investment horizon of 2 years and should be willing to accept moderate short-term losses.

#### Sub-fund launch date

15 November 2004

#### Historical annual performance in % <sup>10</sup>



<sup>10</sup> Past performance is not a guide to current or future results. Only classes active the whole financial year ended 31/12/2009 are represented.



**UBAM - BOND SUB-FUNDS (continued)**

**UBAM – ABSOLUTE RETURN (USD)**

**Investment policy**

Sub-fund denominated in USD and which at any time invests a majority of its net assets in fixed or variable-rate transferable securities without any restrictions or limitations in terms of the geographical breakdown, sector breakdown, maturity or solvency criteria. The sub-fund aims to regularly achieve a positive absolute return independently from the situation on the markets.

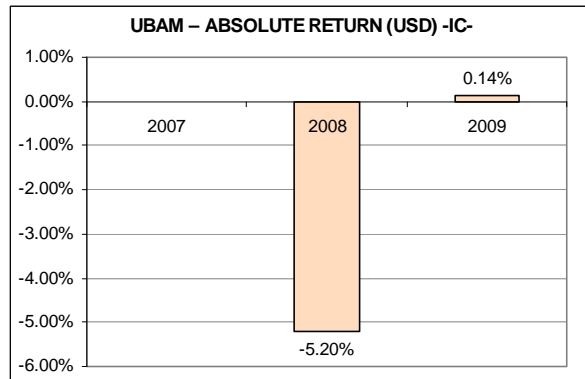
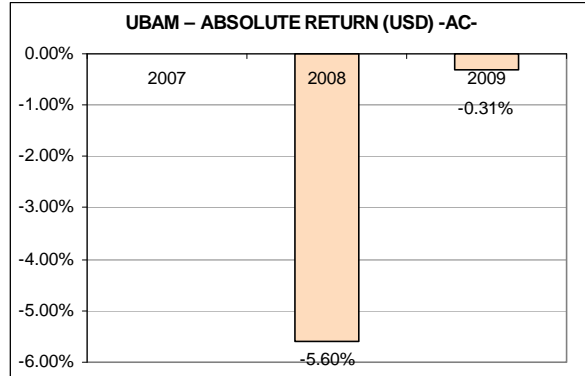
**Standard investor profile**

This sub-fund is suitable for investors who need a well-diversified transferable securities allocation, but with a high risk profile due to high volatility, in their portfolio. Investors should have experience in volatile products and financial markets. They should have a minimum investment horizon of 2 years and should be willing to accept significant losses.

**Sub-fund launch date**

11 July 2007

**Historical annual performance in % <sup>11</sup>**



Benchmark used for calculating the performance fee :

Citigroup USD 3 month Euro Deposit + 1% p.a.

2007	2008	2009
	4.46%	1.94%

<sup>11</sup> Past performance is not a guide to current or future results. Only classes active the whole financial year ended 31/12/2009 are represented.

## UBAM - BOND SUB-FUNDS (continued)

### UBAM – ABSOLUTE RETURN (EURO)

#### Investment policy

Sub-fund denominated in EUR and which at any time invests a majority of its net assets in fixed or variable-rate transferable securities without any restrictions or limitations in terms of the geographical breakdown, sector breakdown, maturity or solvency criteria. The sub-fund aims to regularly achieve a positive absolute return independently from the situation on the markets.

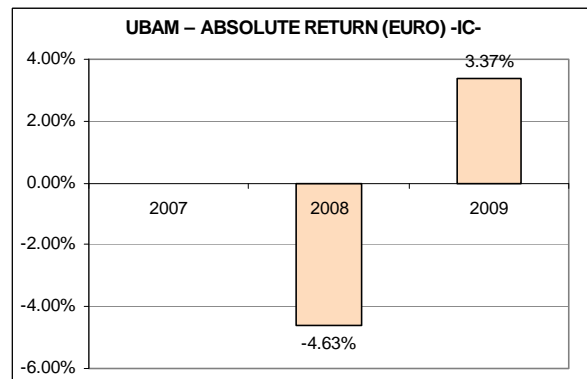
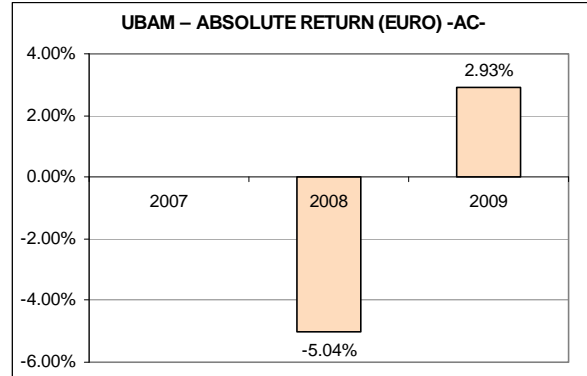
#### Standard investor profile

This sub-fund is suitable for investors who need a well-diversified transferable securities allocation, but with a high risk profile due to high volatility, in their portfolio. Investors should have experience in volatile products and financial markets. They should have a minimum investment horizon of 2 years and should be willing to accept significant losses.

#### Sub-fund launch date

11 July 2007

#### Historical annual performance in % <sup>12</sup>



#### Benchmark used for calculating the performance fee :

Citigroup EUR 3 month Euro Deposit + 1% p.a.

2007	2008	2009
	5.86%	2.44%

<sup>12</sup> Past performance is not a guide to current or future results. Only classes active the whole financial year ended 31/12/2009 are represented.

**UBAM - BOND SUB-FUNDS (continued)**

**UBAM – EMERGING MARKET BOND (USD)**

**Investment policy**

Sub-fund denominated in USD and which at any time invests a majority of its net assets in fixed or variable-rate bonds from:

- Issuers domiciled in emerging countries, or
- Issuers from any country whose underlying is economically linked, directly or indirectly, to an issuer domiciled in an emerging country, or
- Issues linked to "emerging country" risks.

On an ancillary basis, the sub-fund's net assets may be invested in securities from issuers not linked to emerging countries.

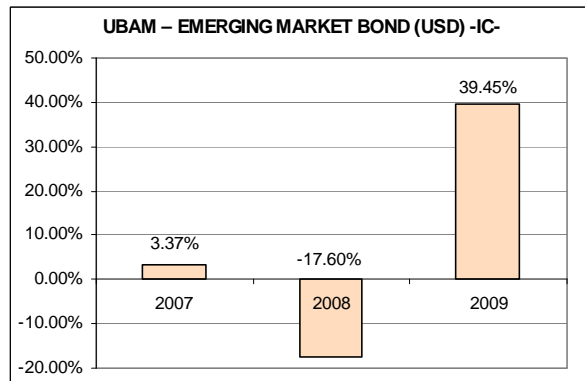
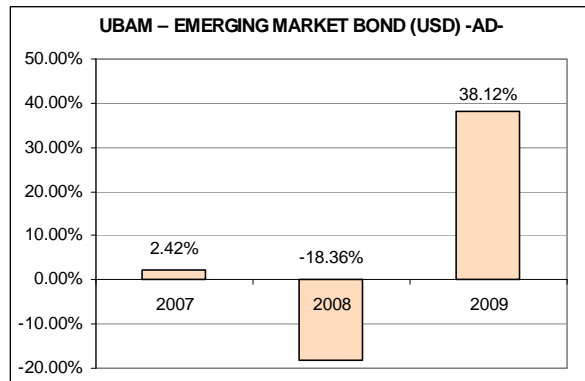
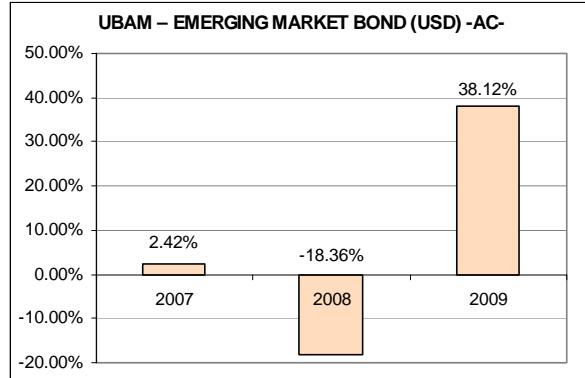
**Standard investor profile**

This sub-fund is suitable for investors who need a well-diversified bond allocation in their portfolio, but with a high risk profile due to high volatility linked to emerging markets. Investors should have experience in volatile products and financial markets, and more specifically those relating to emerging countries. They should have a minimum investment horizon of 3 years and should be willing to accept significant losses.

**Sub-fund launch date**

22 February 2006

**Historical annual performance in % <sup>13</sup>**



<sup>13</sup> Past performance is not a guide to current or future results. Only classes active the whole financial year ended 31/12/2009 are represented.

**UBAM - BOND SUB-FUNDS (continued)**

**UBAM – LOCAL CURRENCY EMERGING MARKET BOND (USD)**

**Investment policy**

Sub-fund denominated in USD and which at any time invests a majority of its net assets in fixed or variable-rate bonds from:

- Issuers domiciled in emerging countries, or
- Issuers from any country whose underlying is economically linked, directly or indirectly, to an issuer domiciled in an emerging country, or
- Issues denominated in emerging country currencies or economically exposed to such currencies, or
- Issues linked to "emerging country" risks.

On an ancillary basis, the sub-fund's net assets may be invested in fixed or variable-rate bonds issued by issuers not linked to emerging countries or denominated in other currencies.

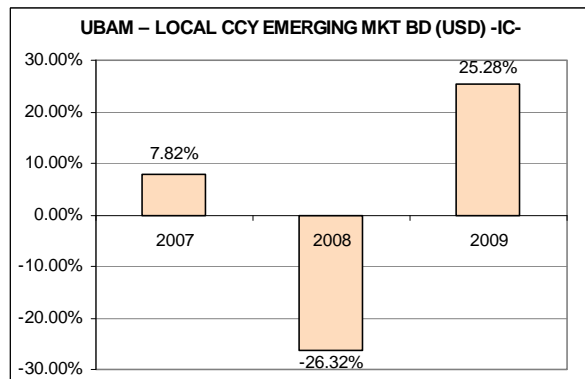
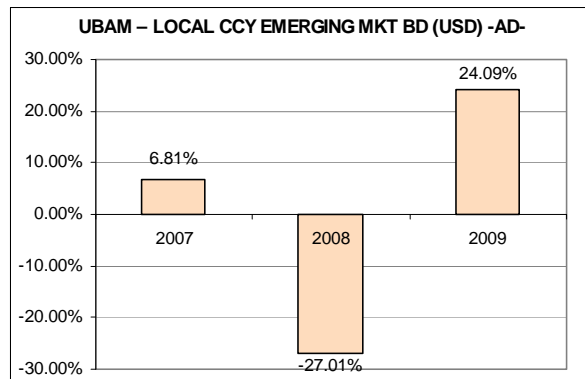
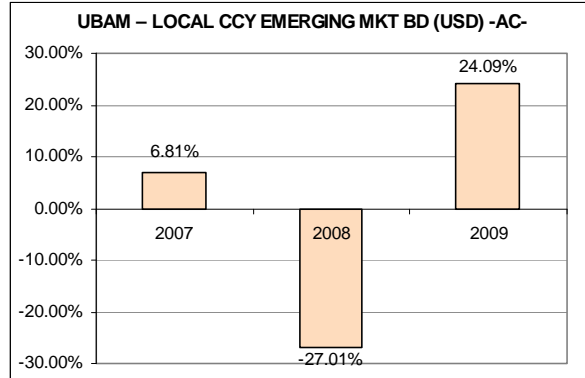
**Standard investor profile**

This sub-fund is suitable for investors who need a well-diversified bond allocation in their portfolio, but with a high risk profile due to high volatility linked to emerging markets. Investors should have experience in volatile products and financial markets, and more specifically those relating to emerging countries. They should have a minimum investment horizon of 3 years and should be willing to accept significant losses.

**Sub-fund launch date**

22 February 2006

**Historical annual performance in % <sup>14</sup>**



<sup>14</sup> Past performance is not a guide to current or future results. Only classes active the whole financial year ended 31/12/2009 are represented.





## UBAM - BOND SUB-FUNDS (continued)

### UBAM – EMERGING MARKET CORPORATE BOND (USD)

#### Investment policy

Sub-fund denominated in USD and which invests its net assets primarily in fixed or variable-rate bonds issued by:

- companies domiciled in emerging countries, or
- companies in any countries, but with an underlying instrument directly or indirectly linked to emerging countries, or
- companies whose risks are directly or indirectly linked to emerging countries.

The sub-fund's investments will mainly be in the currencies of OECD countries. On an ancillary basis, the sub-fund's net assets may be invested *inter alia* in:

- bonds issued by issuers not connected to emerging countries, or
- bonds denominated in other currencies.

#### Standard investor profile

This sub-fund is suitable for investors who need a well-diversified bond allocation in their portfolio, but with a high-risk profile due to high volatility linked to emerging markets. Investors should have experience in volatile products and financial markets, and, more specifically, those markets relating to emerging countries. They should have a minimum investment horizon of three years and should be willing to accept significant losses.

#### Sub-fund launch date

22 June 2010

#### Historic annual performance in % <sup>15</sup>

DATA NOT REPRESENTATIVE

Sub-fund launched on 22 June 2010

<sup>15</sup> Past performance is not a guide to current or future results. Only classes active for the whole financial year ended 31/12/2009 are represented.



## UBAM - CONVERTIBLE BOND SUB-FUNDS

Convertible bond sub-funds may be invested up to 100% in convertible bonds.

### UBAM – EUROPEAN CONVERTIBLE BOND

#### Investment policy

Sub-fund denominated in EUR and which invests its net assets primarily in convertible bonds, exchangeable bonds, bonds repayable in shares, bonds with share warrants, and bonds indexed on shares or assimilated securities, of which the underlying and/or bond issuer is a company listed in Europe or with its registered office in an OECD member state. Investments are largely made in Europe. The sub-fund may also have exposure to:

- equity loans, negotiable debt securities or debenture bonds, whatever their maturity and the rating of the issuer, up to a maximum of 30% of its net assets;
- shares up to a maximum of 10%.

The sub-fund may be exposed up to 100% in equity markets (because of the nature of convertible bonds and the investment process).

#### Sub-manager

Union Bancaire Gestion Institutionnelle (F – Paris)

#### Standard investor profile

This sub-fund is suitable for investors who want to take measurable risks linked to investments in listed shares. In this way, investors should have experience in financial products, an investment horizon of at least 3 years and be willing to accept losses.

#### Sub-fund launch date

6 April 2010

#### Historic annual performance in % <sup>16</sup>

DATA NOT REPRESENTATIVE

Sub-fund launched on 6 April 2010

<sup>16</sup> Past performance is not a guide to current or future results. Only classes active the whole financial year ended 31/12/2009 are represented.



## UBAM - CONVERTIBLE BOND SUB-FUNDS (continued)

### UBAM – EURO 10-40 CONVERTIBLE BOND

#### Investment policy

Sub-fund denominated in EUR and which invests its net assets primarily in convertible bonds, exchangeable bonds, bonds repayable in shares, bonds with share warrants, and bonds indexed on shares or assimilated securities, of which the underlying and/or bond issuer is a company listed in Europe or with its registered office in an OECD member state. Investments are largely made in the eurozone. The sub-fund may also have exposure to:

- equity loans, negotiable debt securities or debenture bonds, whatever their maturity and the rating of the issuer, up to a maximum of 30% of its net assets;
- shares up to a maximum of 10%.

The sub-fund may be exposed up to 50% in share markets (because of the nature of convertible bonds and the investment process), with an average exposure between 10% and 40%.

#### Sub-manager

Union Bancaire Gestion Institutionnelle (F – Paris)

#### Standard investor profile

This sub-fund is suitable for investors who want to take moderate risks linked to investments in listed shares. In this way, the investor should have experience in financial products, an investment horizon of at least 3 years and be willing to accept losses.

#### Sub-fund launch date

6 April 2010

#### Historic annual performance in % <sup>17</sup>

DATA NOT REPRESENTATIVE

Sub-fund launched on 6 April 2010

<sup>17</sup> Past performance is not a guide to current or future results. Only classes active the whole financial year ended 31/12/2009 are represented.



## UBAM - EQUITY SUB-FUNDS

Equity sub-funds may invest in transferable securities from emerging countries, subject to the investment policies and restrictions set out below.

### UBAM – CALAMOS US EQUITY GROWTH

#### Investment policy

This sub-fund, targeting long-term capital growth, invests its net assets primarily in equities and other similar transferable securities, in addition to, on an ancillary basis, warrants on transferable securities, convertible bonds or bonds with warrants on transferable securities, bonds and other debt securities, money market instruments, issued primarily by companies (i) having their registered office, or (ii) carrying on a major part of their commercial activity, or (iii) as holding companies owning predominant interests in companies with their registered office in the United States of America.

The companies in which this sub-fund primarily invests will notably be selected based on their potential profit or revenue growth, estimated by the manager to be higher than that of their industry or the market as a whole.

The net asset value is expressed in USD.

#### Sub-manager

Calamos Advisors LLC (US – Naperville)

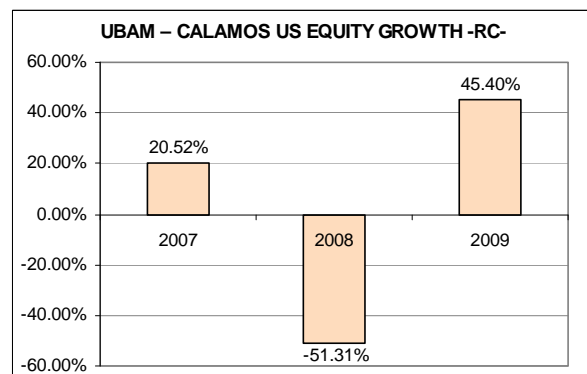
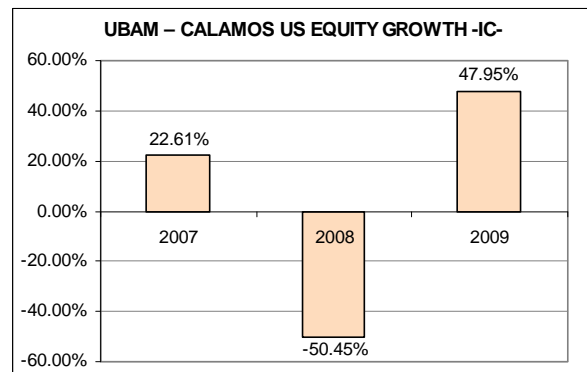
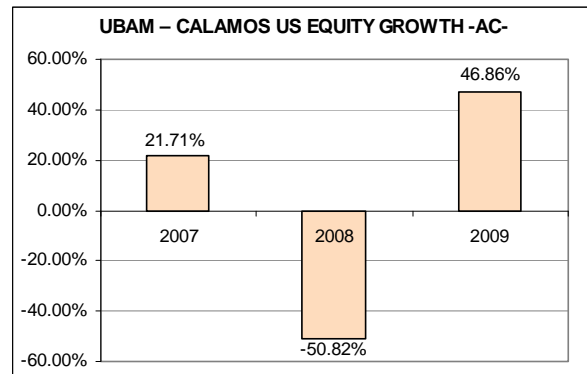
#### Standard investor profile

This fund is suitable for investors willing to take higher risks linked to investments on stock markets in order to maximise their returns. In this way, investors should have experience in volatile products and should be willing to accept significant losses. Investors should consider a long-term investment horizon of at least 5 years in order to overcome potentially unfavourable market trends.

#### Sub-fund launch date

12 June 1991

#### Historical annual performance in % <sup>18</sup>



<sup>18</sup> Past performance is not a guide to current or future results. Only classes active the whole financial year ended 31/12/2009 are represented.

**UBAM - EQUITY SUB-FUNDS (continued)**

**UBAM – NEUBERGER BERMAN US EQUITY VALUE**

**Investment policy**

This sub-fund invests its net assets primarily in equities and other similar transferable securities, in addition to, on an ancillary basis, warrants on transferable securities, convertible bonds or bonds with warrants on transferable securities, bonds and other debt securities, money market instruments, issued primarily by companies (i) having their registered office, or (ii) carrying on a major part of their commercial activity, or (iii) as holding companies owning predominant interests in companies with their registered office in the United States of America.

This sub-fund is focused primarily on companies which the manager considers to be undervalued on the market compared with their long-term potential. The sub-fund will invest primarily in securities of companies which the manager considers to be undervalued, notably on account of a market downturn, unfavourable economic conditions, developments that have affected or may affect the securities issuer or its industry, or due to limited market coverage. In general, these securities benefit from low stock price/book value, stock price/revenues and/or stock price/profits coefficients.

The net asset value is expressed in USD.

**Sub-manager**

Neuberger Berman Group LLC (US – New York)

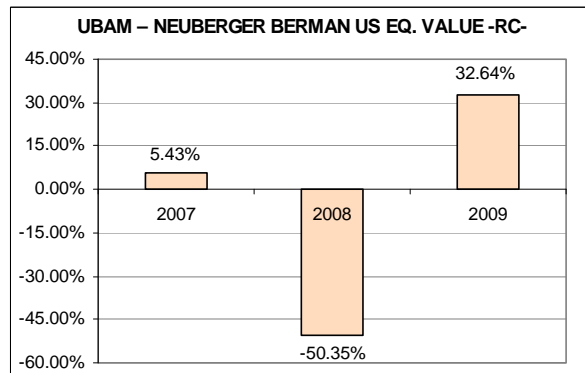
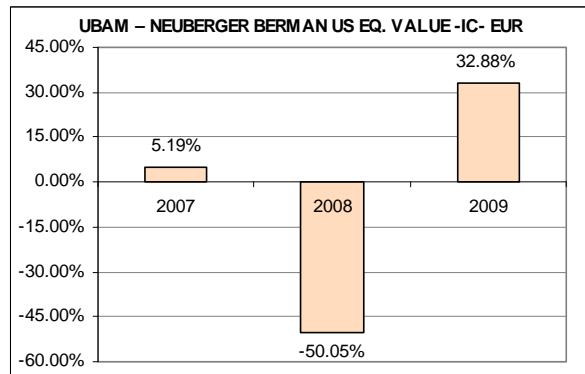
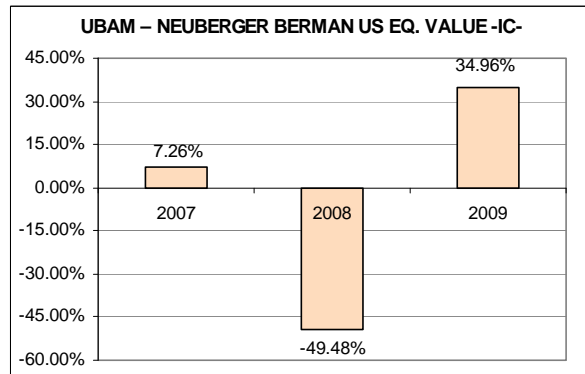
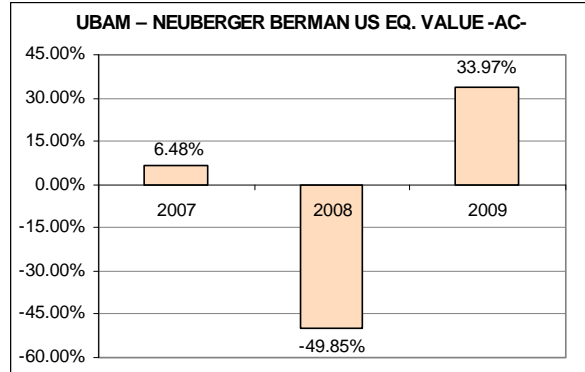
**Standard investor profile**

This fund is suitable for investors willing to take higher risks linked to investments on stock markets in order to maximise their returns. In this way, investors should have experience in volatile products and should be willing to accept significant losses. Investors should consider a long-term investment horizon of at least 5 years in order to overcome potentially unfavourable market trends.

**Sub-fund launch date**

12 December 2003

**Historical annual performance in % <sup>19</sup>**



<sup>19</sup> Past performance is not a guide to current or future results. Only classes active the whole financial year ended 31/12/2009 are represented.

## UBAM - EQUITY SUB-FUNDS (continued)

### UBAM – DR. EHRHARDT GERMAN EQUITY

#### Investment policy

This sub-fund invests its net assets primarily in equities and other similar transferable securities, in addition to, on an ancillary basis, warrants on transferable securities, convertible bonds or bonds with warrants on transferable securities, bonds and other debt securities, money market instruments, issued primarily by companies (i) having their registered office, or (ii) carrying on a major part of their commercial activity, or (iii) as holding companies owning predominant interests in companies with their registered office in Germany.

The net asset value is expressed in EUR.

#### Sub-manager

DJE Investment S.A. (L – Luxembourg)  
Dr. Jens Ehrhardt Kapital AG (D – Pullach)

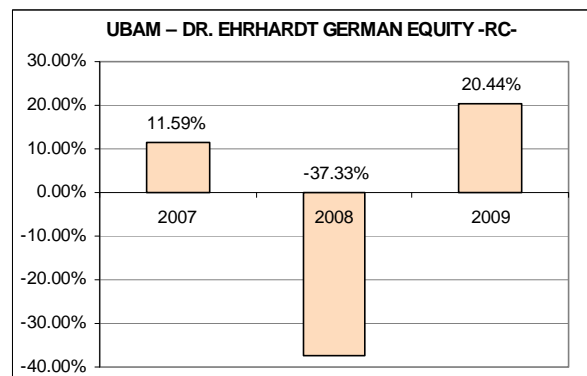
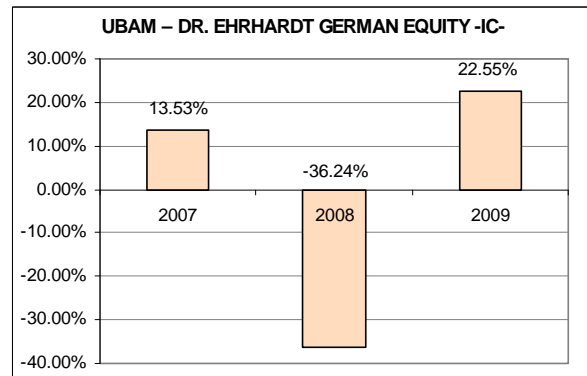
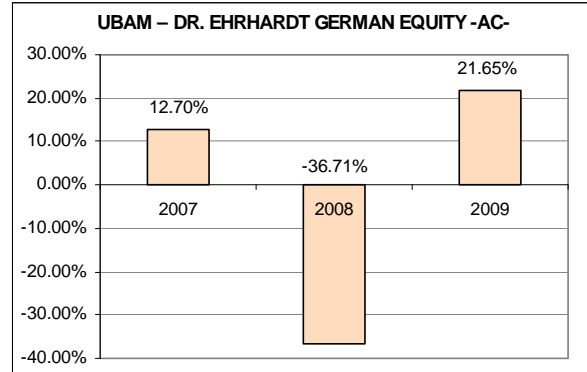
#### Standard investor profile

This fund is suitable for investors willing to take higher risks linked to investments on stock markets in order to maximise their returns. In this way, investors should have experience in volatile products and should be willing to accept significant losses. Investors should consider a long-term investment horizon of at least 5 years in order to overcome potentially unfavourable market trends.

#### Sub-fund launch date

12 December 2003

#### Historical annual performance in % <sup>20</sup>



<sup>20</sup> Past performance is not a guide to current or future results. Only classes active the whole financial year ended 31/12/2009 are represented.

**UBAM - EQUITY SUB-FUNDS (continued)**

**UBAM – LINGOHR EUROPEAN UNION EQUITY VALUE**

**Investment policy**

This sub-fund invests its net assets primarily in equities and other similar transferable securities, in addition to, on an ancillary basis, warrants on transferable securities, convertible bonds or bonds with warrants on transferable securities, bonds and other debt securities, money market instruments, issued, for at least 75% of the net assets, by companies (i) having their registered office, or (ii) carrying on a major part of their commercial activity, or (iii) as holding companies owning predominant interests in companies with their registered office in the European Union.

The net asset value is expressed in EUR.

**Sub-manager**

Lingohr & Partner Asset Management GmbH  
(D – Erkrath)  
Since the 1<sup>st</sup> April 2008

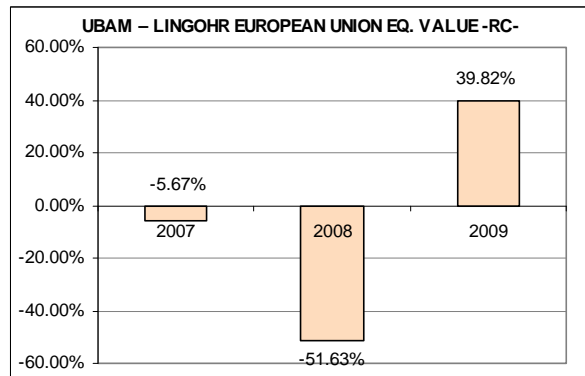
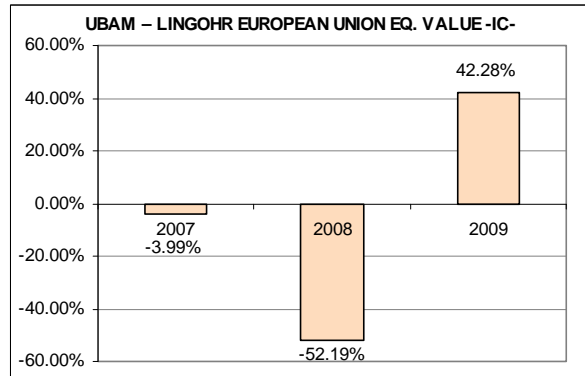
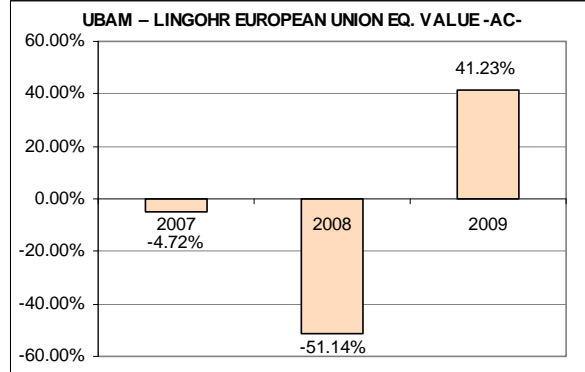
**Standard investor profile**

This fund is suitable for investors willing to take higher risks linked to investments on stock markets in order to maximise their returns. In this way, investors should have experience in volatile products and should be willing to accept significant losses. Investors should consider a long-term investment horizon of at least 5 years in order to overcome potentially unfavourable market trends.

**Sub-fund launch date**

12 December 2003

**Historical annual performance in % <sup>21</sup>**



<sup>21</sup> Past performance is not a guide to current or future results. Only classes active the whole financial year ended 31/12/2009 are represented.

## UBAM - EQUITY SUB-FUNDS (continued)

### UBAM – SWISS EQUITY

#### Investment policy

This sub-fund invests its net assets primarily in equities and other similar transferable securities, in addition to, on an ancillary basis, warrants on transferable securities, convertible bonds or bonds with warrants on transferable securities, bonds and other debt securities, money market instruments, issued primarily by companies (i) having their registered office, or (ii) carrying on a major part of their commercial activity, or (iii) as holding companies owning predominant interests in companies with their registered office in Switzerland.

The net asset value is expressed in CHF.

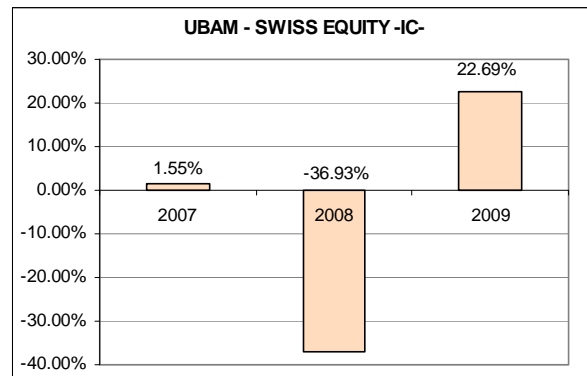
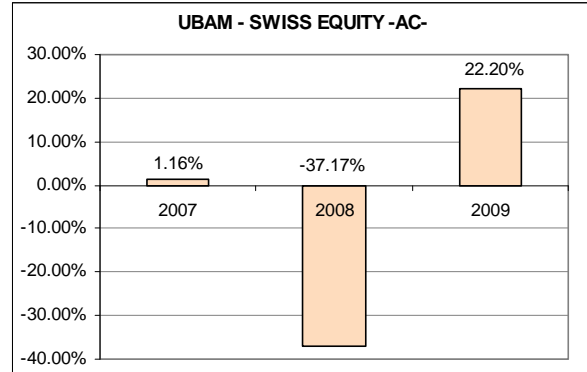
#### Standard investor profile

This fund is suitable for investors willing to take higher risks linked to investments on stock markets in order to maximise their returns. In this way, investors should have experience in volatile products and should be willing to accept significant losses. Investors should consider a long-term investment horizon of at least 5 years in order to overcome potentially unfavourable market trends.

#### Sub-fund launch date

23 January 1997

#### Historical annual performance in % <sup>22</sup>



<sup>22</sup> Past performance is not a guide to current or future results. Only classes active the whole financial year ended 31/12/2009 are represented.



## UBAM - EQUITY SUB-FUNDS (continued)

### UBAM – IFDC JAPAN EQUITY

#### Investment policy

This sub-fund invests its net assets primarily in equities and other similar transferable securities, in addition to, on an ancillary basis, warrants on transferable securities, convertible bonds or bonds with warrants on transferable securities, bonds and other debt securities, money market instruments, issued primarily by companies (i) having their registered office, or (ii) carrying on a major part of their commercial activity, or (iii) as holding companies owning predominant interests in companies with their registered office in Japan.

The net asset value is expressed in JPY.

#### Sub-manager

IFDC (H.K.) Ltd (HK – Hong Kong)

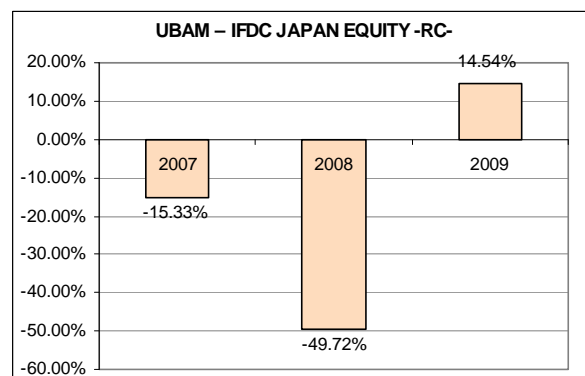
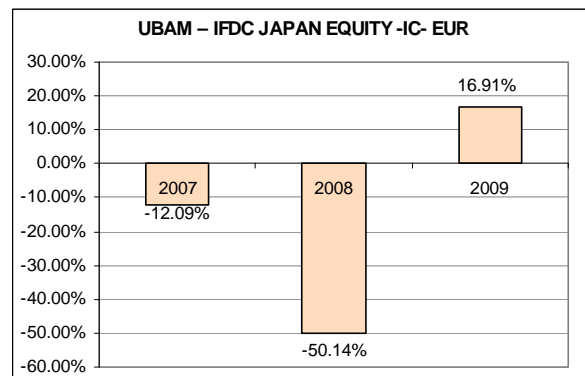
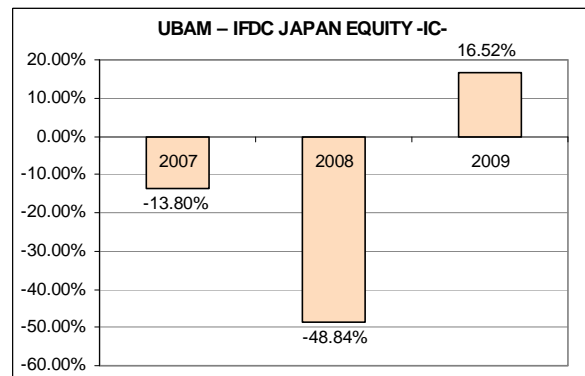
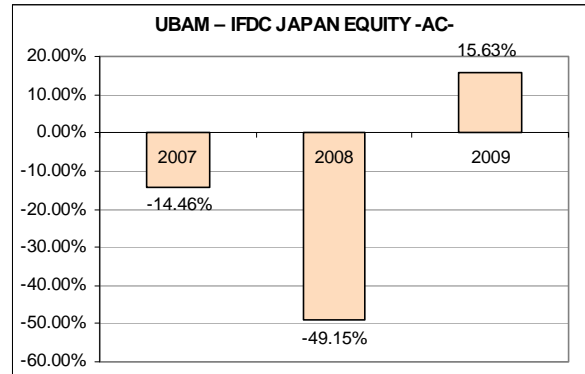
#### Standard investor profile

This fund is suitable for investors willing to take higher risks linked to investments on stock markets in order to maximise their returns. In this way, investors should have experience in volatile products and should be willing to accept significant losses. Investors should consider a long-term investment horizon of at least 5 years in order to overcome potentially unfavourable market trends.

#### Sub-fund launch date

12 December 2003

#### Historical annual performance in % <sup>23</sup>



<sup>23</sup> Past performance is not a guide to current or future results. Only classes active the whole financial year ended 31/12/2009 are represented.

**UBAM - EQUITY SUB-FUNDS (continued)**

**UBAM – IFDC JAPAN OPPORTUNITIES EQUITY**

**Investment policy**

This sub-fund invests its net assets primarily in equities and other similar transferable securities, in addition to, on an ancillary basis, warrants on transferable securities, convertible bonds or bonds with warrants on transferable securities, bonds and other debt securities, money market instruments, issued primarily by companies (i) having their registered office, or (ii) carrying on a major part of their commercial activity, or (iii) as holding companies owning predominant interests in companies with their registered office in Japan.

The sub-fund's management objective is to maximise capital gains over the medium term. To achieve this objective, the sub-fund will adopt an active and selective policy to pick the stocks of Japanese companies notably likely to comply with the following criteria:

- Equities that are undervalued due to a significant drop in their share price due to market factors (e.g. lack of liquidity, major profit-taking, sales momentum, temporary fall in profits), whereas their fundamental qualities remain unchanged and/or their profits offer the potential for a quick recovery (fallen angels, small and mid caps, etc.).
- Accelerated restructuring of certain key sectors (e.g. retail, pharmaceutical industry) brought about by the reform of the Japanese law governing commercial companies, facilitating mergers and acquisitions by foreign companies, as well as business combinations between Japanese firms.

The net asset value is expressed in JPY.

**Sub-manager**

IFDC Limited (UK – London)

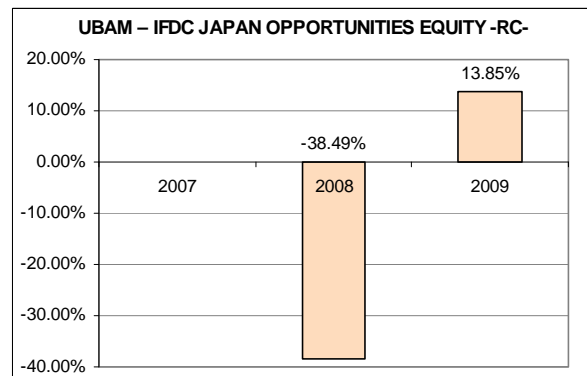
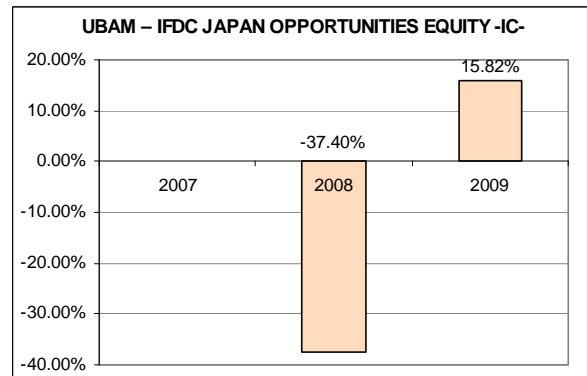
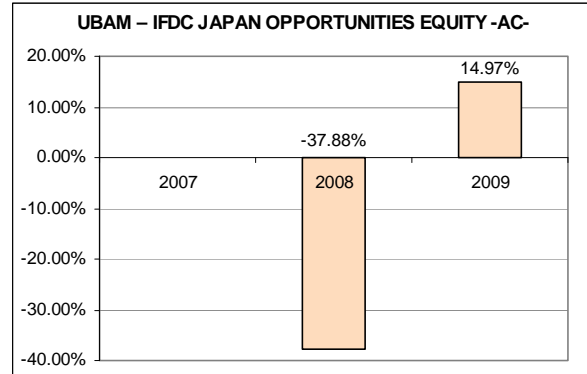
**Standard investor profile**

This fund is suitable for investors willing to take higher risks linked to investments on stock markets in order to maximise their returns. In this way, investors should have experience in volatile products and should be willing to accept significant losses. Investors should consider a long-term investment horizon of at least 5 years in order to overcome potentially unfavourable market trends.

**Sub-fund launch date**

13 July 2007

**Historical annual performance in % <sup>24</sup>**



<sup>24</sup> Past performance is not a guide to current or future results. Only classes active the whole financial year ended 31/12/2009 are represented.

## UBAM - EQUITY SUB-FUNDS (continued)

### UBAM – PCM GLOBAL EQUITY VALUE

#### Investment policy

This sub-fund invests its net assets primarily in equities and other similar transferable securities, in addition to, on an ancillary basis, warrants on transferable securities, convertible bonds or bonds with warrants on transferable securities, bonds and other debt securities, money market instruments, issued by companies worldwide (including emerging countries).

This sub-fund is focused primarily on companies which the manager considers to be undervalued on the market compared with their long-term potential. The sub-fund will invest primarily in securities of companies which the manager considers to be undervalued, notably on account of a market downturn, unfavourable economic conditions, developments that have affected or may affect the securities issuer or its industry, or due to limited market coverage. In general, these securities benefit from low stock price/book value, stock price/revenues and/or stock price/profits coefficients.

The net asset value is expressed in USD.

#### Sub-manager

Polaris Capital Management Inc. (US – Boston)

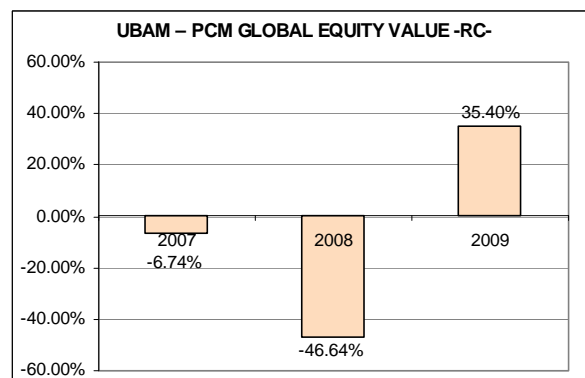
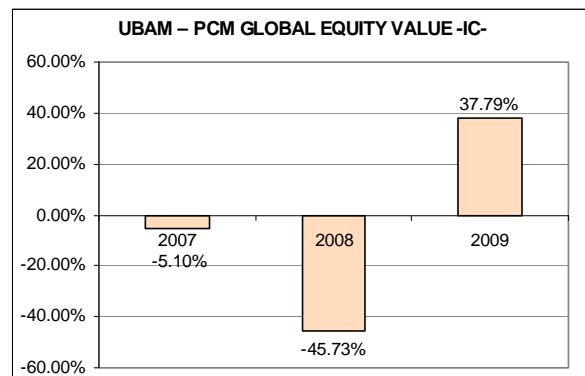
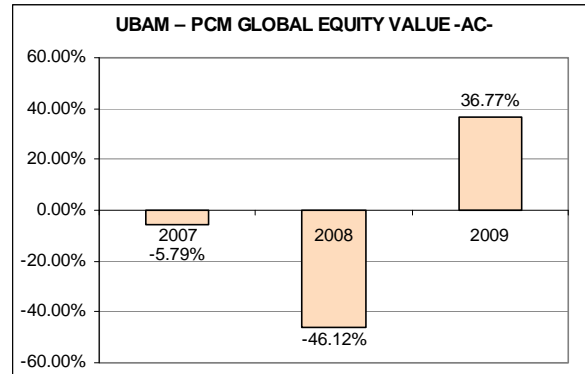
#### Standard investor profile

This fund is suitable for investors willing to take higher risks linked to investments on stock markets in order to maximise their returns. In this way, investors should have experience in volatile products and should be willing to accept significant losses. Investors should consider a long-term investment horizon of at least 5 years in order to overcome potentially unfavourable market trends.

#### Sub-fund launch date

13 December 2006

#### Historical annual performance in % <sup>25</sup>



<sup>25</sup> Past performance is not a guide to current or future results. Only classes active the whole financial year ended 31/12/2009 are represented.

## UBAM - EQUITY SUB-FUNDS (continued)

### UBAM – VP VALUE CHINA EQUITY \*

#### Investment policy

This sub-fund invests its net assets primarily in equities and other similar transferable securities, in addition to, on an ancillary basis, warrants on transferable securities, convertible bonds or bonds with warrants on transferable securities, bonds and other debt securities, money market instruments, issued primarily by companies (i) having their registered office, or (ii) carrying on a major part of their commercial activity, or (iii) as holding companies owning predominant interests in companies with their registered office, or (iv) listed on qualified exchanges of Regulated Markets or (v) primarily operate or (vi) have a majority of their income, profits, assets, production activities or other commercial interests, in the People's Republic of China (including Hong Kong), Macau and Taiwan.

This sub-fund may directly or indirectly invest 30% of its net assets in China A shares (via P-Notes). Consequently, the shares in this sub-fund may not be offered, sold or delivered, directly or indirectly, on behalf of or for the benefit of Chinese nationals with permanent residence in the People's Republic of China or a company/partner formed or established in the People's Republic of China.

The objective of this sub-fund is to achieve long-term capital appreciation through an investment discipline which focuses on companies whose value the manager deems to have a positive development potential.

The net asset value is expressed in USD.

#### Sub-manager

Value Partners Hong Kong Limited (HK – Hong Kong)  
Since 1 June 2010

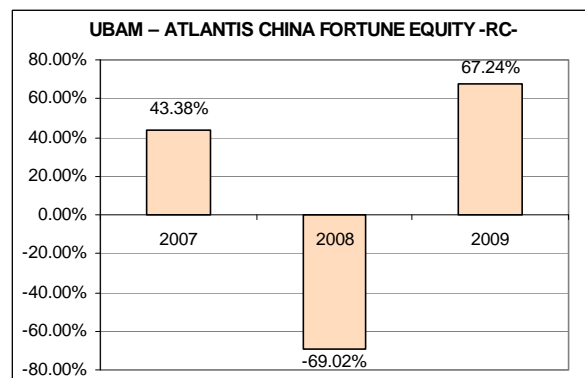
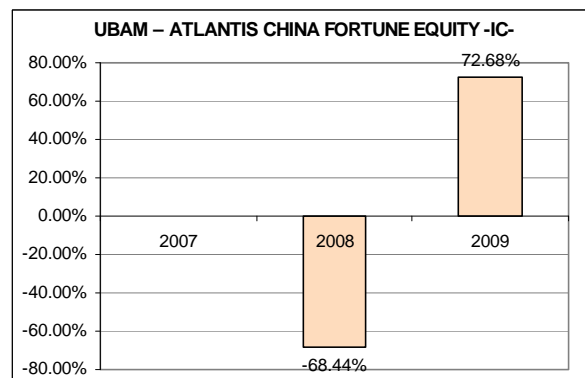
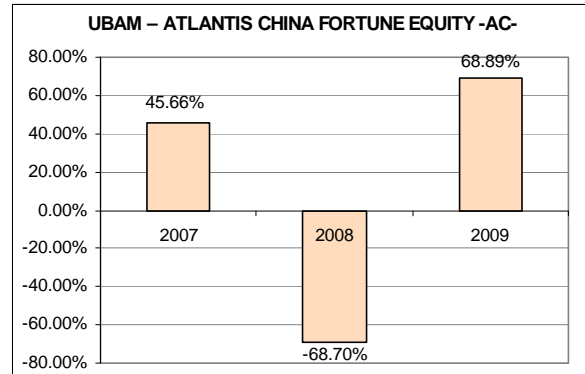
#### Standard investor profile

This fund is suitable for investors willing to take higher risks linked to investments on stock markets in order to maximise their returns. In this way, investors should have experience in volatile products and should be willing to accept significant losses. Investors should consider a long-term investment horizon of at least 5 years in order to overcome potentially unfavourable market trends.

#### Sub-fund launch date

12 December 2003

#### Historical annual performance in % <sup>26</sup>



\* Formerly UBAM – ATLANTIS CHINA FORTUNE EQUITY

<sup>26</sup> Past performance is not a guide to current or future results. Only classes active the whole financial year ended 31/12/2009 are represented.



## UBAM - EQUITY SUB-FUNDS (continued)

### UBAM – SOUTH PACIFIC AND ASIA EQUITY

#### Investment policy

This sub-fund aims to achieve long-term capital growth by investing its net assets primarily in transferable securities on markets in the Pacific Basin, including Australia and New Zealand.

It may also invest up to 20% of net assets in Pakistan, Sri Lanka and/or Latin America and up to 10% of net assets in India.

This sub-fund invests its net assets primarily in equities and other similar transferable securities, in addition to, on an ancillary basis, warrants on transferable securities, convertible bonds or bonds with warrants on transferable securities, bonds and other debt securities, money market instruments, issued primarily by companies (i) having their registered office, or (ii) carrying on a major part of their commercial activity, or (iii) as holding companies owning predominant interests in companies with their registered office in South Pacific or Asian countries, including Australia and New Zealand, listed on the main international stock exchanges or the main regulated markets in the aforementioned countries.

The net asset value is expressed in USD.

#### Sub-manager

UOB Asset Management Ltd (SGP – Singapore)

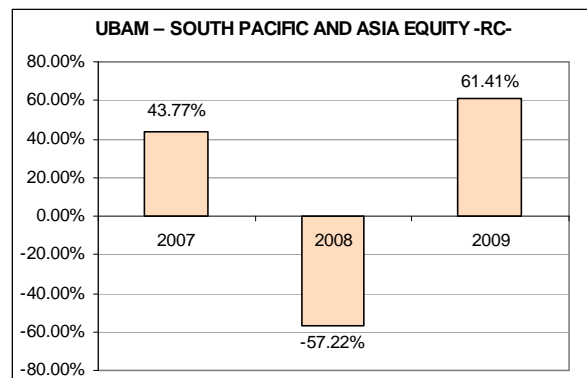
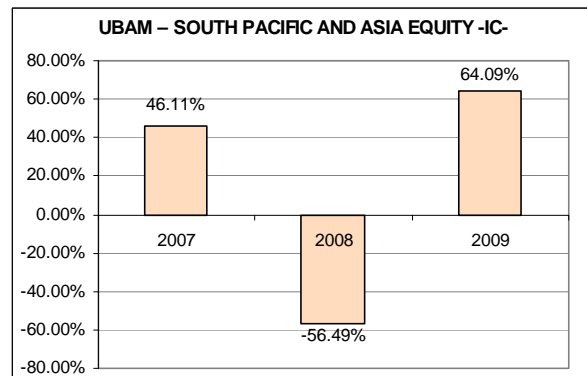
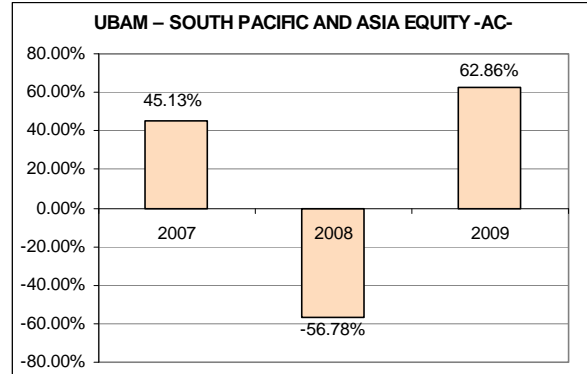
#### Standard investor profile

This fund is suitable for investors willing to take higher risks linked to investments on stock markets in order to maximise their returns. In this way, investors should have experience in volatile products and should be willing to accept significant losses. Investors should consider a long-term investment horizon of at least 5 years in order to overcome potentially unfavourable market trends.

#### Sub-fund launch date

2 January 1992

#### Historical annual performance in % <sup>27</sup>



<sup>27</sup> Past performance is not a guide to current or future results. Only classes active the whole financial year ended 31/12/2009 are represented.

## UBAM - EQUITY SUB-FUNDS (continued)

### UBAM – EQUITY BRIC+

#### Investment policy

This sub-fund invests its net assets primarily in equities and other similar transferable securities, in addition to, on an ancillary basis, warrants on transferable securities, convertible bonds or bonds with warrants on transferable securities, bonds and other debt securities, money market instruments, issued primarily by companies (i) having their registered office, or (ii) carrying on a major part of their commercial activity, or (iii) as holding companies owning predominant interests in companies with their registered office or (iv) listed on qualified exchanges of Regulated Markets or (v) primarily operate or (vi) have a majority of their income, profits, assets, production activities or other commercial interests, in Brazil, Russia, India and China (People's Republic of China, Hong Kong, Macau and Taiwan).

This sub-fund may directly or indirectly invest up to 30% of its net assets attributable to the 'China' pocket of the sub-fund in China "A" Shares (via P-Notes). Consequently, the shares of this sub-fund cannot be offered, sold or delivered directly or indirectly on behalf of or for the benefit of Chinese nationals with permanent residence in the People's Republic of China or a company/partner formed or established in the People's Republic of China.

This sub-fund is managed on a multi-management basis, as presented in the "MULTI-MANAGEMENT" section of the full prospectus.

The net asset value is expressed in USD.

#### Sub-managers

Lloyd George Investment Management (Bermuda) Ltd  
Bermuda – Hamilton

Hedging-Griffo Serviços Internacionais Ltd  
Brazil – São Paulo

Value Partners Hong Kong Limited (HK – Hong Kong)  
Since 1 June 2010

Prosperity Capital Management (UK – London)  
Since 1<sup>st</sup> January 2009

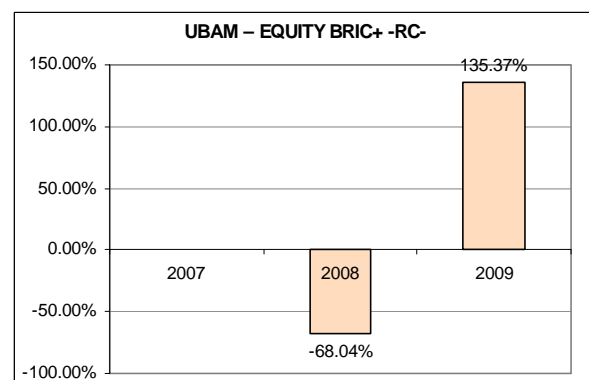
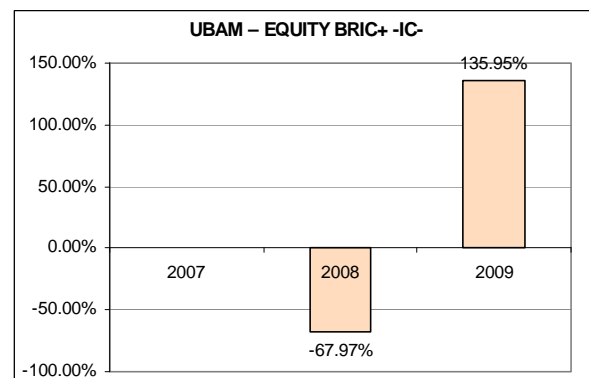
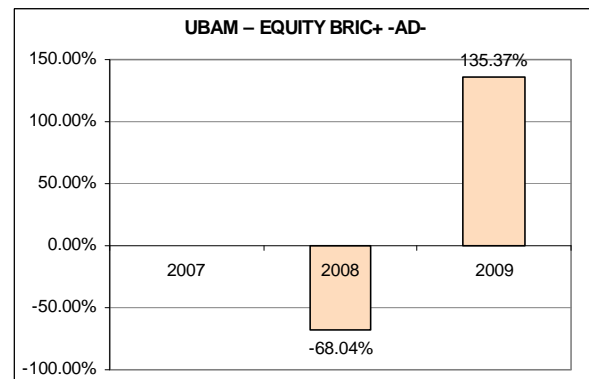
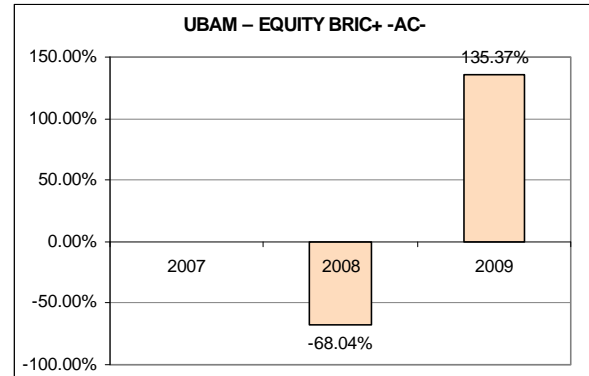
#### Standard investor profile

This fund is suitable for investors willing to take higher risks linked to investments on stock markets in order to maximise their returns. In this way, investors should have experience in volatile products and should be willing to accept significant losses. Investors should consider a long-term investment horizon of at least 5 years in order to overcome potentially unfavourable market trends.

#### Sub-fund launch date

11 October 2007

#### Historical annual performance in % <sup>28</sup>



<sup>28</sup> Past performance is not a guide to current or future results. Only classes active the whole financial year ended 31/12/2009 are represented.



## UBAM - EQUITY SUB-FUNDS (continued)

### UBAM – EUROPEAN EMERGING EQUITY

#### Investment policy

This sub-fund invests its net assets primarily in equities and other similar transferable securities, in addition to, on an ancillary basis, warrants on transferable securities, convertible bonds or bonds with warrants on transferable securities, bonds and other debt securities, money market instruments, issued primarily by companies (i) having their registered office, or (ii) carrying on a major part of their commercial activity, or (iii) as holding companies owning predominant interests in companies with their registered office in Russia, Hungary, Poland, Slovak Republic, Czech Republic, Turkey or any other European country not part of the OECD.

The net asset value is expressed in USD.

#### Standard investor profile

This fund is suitable for investors willing to take higher risks linked to investments on stock markets in order to maximise their returns. In this way, investors should have experience in volatile products and should be willing to accept significant losses. Investors should consider a long-term investment horizon of at least 5 years in order to overcome potentially unfavourable market trends.

#### Sub-fund launch date

3 May 2010

#### Historic annual performance in % <sup>29</sup>

DATA NOT REPRESENTATIVE

Sub-fund launched on 3 May 2010

Benchmark used for calculating the performance fee:

MSCI EM Europe 10/40 NR

<sup>29</sup> Past performance is not a guide to current or future results. Only classes active the whole financial year ended 31/12/2009 are represented.



## UBAM - EQUITY SUB-FUNDS (continued)

### UBAM – TURKISH EQUITY

#### Investment policy

This sub-fund invests its net assets primarily in equities and other similar transferable securities, in addition to, on an ancillary basis, warrants on transferable securities, convertible bonds or bonds with warrants on transferable securities, bonds and other debt securities money market instruments, issued primarily by companies (i) having their registered office, or (ii) carrying on a major part of their commercial activity, or (iii) as holding companies owning predominant interests in companies with their registered office in Turkey. The net asset value is expressed in USD.

#### Standard investor profile

This fund is suitable for investors willing to take higher risks linked to investments on stock markets in order to maximise their returns. In this way, investors should have experience in volatile products and should be willing to accept significant losses. Investors should consider a long-term investment horizon of at least 5 years in order to overcome potentially unfavourable market trends.

#### Sub-fund launch date

16 April 2010

#### Historic annual performance in % <sup>30</sup>

DATA NOT REPRESENTATIVE

Sub-fund launched on 16 April 2010

Benchmark used for calculating the performance fee:

MSCI Turkey 10/40 NR

<sup>30</sup> Past performance is not a guide to current or future results. Only classes active the whole financial year ended 31/12/2009 are represented.





## UBAM – EQUITY SUB-FUNDS (continued)

### UBAM – EUROPEAN EQUITY

#### Investment policy

This sub-fund invests its net assets primarily in equities and other similar transferable securities, in addition to, on an ancillary basis, warrants on transferable securities, convertible bonds or bonds with warrants on transferable securities, bonds and other debt securities, money market instruments, issued, for at least 75% of the net assets, by companies (i) having their registered office, or (ii) carrying on a major part of their commercial activity, or (iii) as holding companies owning predominant interests in companies with their registered offices in the European Union.

The net asset value is expressed in EUR.

#### Standard investor profile

This fund is suitable for investors willing to take higher risks linked to investments on stock markets in order to maximise their returns. In this way, investors should have experience in volatile products and be willing to accept significant losses. Investors should consider a long-term investment horizon of at least 5 years in order to overcome potentially unfavourable market trends.

#### Initial subscription period

20 – 28 October 2010

#### Initial subscription price

EUR 100 payable on 3 November 2010

#### Sub-fund launch date

28 October 2010

#### Historic annual performance in % <sup>31</sup>

DATA NOT REPRESENTATIVE

Sub-fund launched on 28 October 2010

<sup>31</sup> Past performance is not a guide to current or future results. Only classes active for the whole financial year ended 31/12/2009 are represented.



## UBAM – EQUITY SUB-FUNDS (continued)

### UBAM – RUSSIAN EQUITY

#### Investment policy

This sub-fund invests its net assets primarily in equities and other similar transferable securities, in addition to, on an ancillary basis, warrants on transferable securities, convertible bonds or bonds with warrants on transferable securities, bonds and other debt securities, money market instruments, issued primarily by companies (i) having their registered office, or (ii) carrying on a major part of their commercial activity, or (iii) as holding companies owning predominant interests in companies with their registered office in Russia and in the Community of Independent States (CIS).

The net asset value is expressed in USD.

#### Standard investor profile

This fund is suitable for investors willing to take higher risks linked to investments on stock markets in order to maximise their returns. In this way, investors should have experience in volatile products and be willing to accept significant losses. Investors should consider a long-term investment horizon of at least 5 years in order to overcome potentially unfavourable market trends.

#### Initial subscription period

8 – 10 September 2010

#### Initial subscription price

USD 100 payable on 16 September 2010

#### Sub-fund launch date

10 September 2010

#### Historic annual performance in % <sup>32</sup>

DATA NOT REPRESENTATIVE

Sub-fund launched on 10 September 2010

<sup>32</sup> Past performance is not a guide to current or future results. Only classes active for the whole financial year ended 31/12/2009 are represented.



## UBAM - MONETARY SUB-FUNDS

### UBAM – MONEY MARKET INSTITUTIONAL LIQUIDITY (USD)

#### Investment policy

This sub-fund invests its net assets in all types of money market instruments denominated in USD or hedged against foreign currency risks in relation to the USD. The residual term on each investment will not exceed 1 year.

#### Standard investor profile

This fund is suitable for investors who need a well-diversified allocation in their portfolio for a reduced investment horizon and who are willing to accept moderate losses over the short term.

#### Sub-fund launch date

24 July 2009

#### Historical annual performance in % <sup>33</sup>

DATA NOT REPRESENTATIVE

Sub-fund launched on 24 July 2009

### UBAM – MONEY MARKET INSTITUTIONAL LIQUIDITY (EUR)

#### Investment policy

This sub-fund invests its net assets in all types of money market instruments denominated in EUR or hedged against foreign currency risks in relation to the EUR. The residual term on each investment will not exceed 1 year.

#### Standard investor profile

This fund is suitable for investors who need a well-diversified allocation in their portfolio for a reduced investment horizon and who are willing to accept moderate losses over the short term.

#### Sub-fund launch date

24 July 2009

#### Historical annual performance in % <sup>34</sup>

DATA NOT REPRESENTATIVE

Sub-fund launched on 24 July 2009

<sup>33</sup> Past performance is not a guide to current or future results. Only classes active the whole financial year ended 31/12/2009 are represented.

<sup>34</sup> Past performance is not a guide to current or future results. Only classes active the whole financial year ended 31/12/2009 are represented.



## UBAM - OTHER SUB-FUNDS

These sub-funds may invest up to 100% of their net assets in High Yield products and in transferable securities issued by emerging countries.

### UBAM – SQUARE

#### Investment policy

This sub-fund invests primarily in equities, bonds, money market and international currency market instruments worldwide. This sub-fund also invests in derivative instruments, such as options, credit derivatives, total return swaps, futures and swaps, although this list is not intended to be exhaustive. The underlying element for such derivative instruments may be market volatility, expressed as "volatility swaps" or "variance swaps". This sub-fund may also invest through derivative instruments in commodities without any physical delivery based exclusively on a cash payment.

This sub-fund may take up short positions using derivative instruments, such as equity swaps, total return swaps, equities options and futures for both effective management and hedging purposes, and may also invest in exchange traded funds (ETF).

In addition, this sub-fund may invest in structured products, such as bonds or other marketable securities whose return on investment is linked to the performance of an index, particular marketable securities or a basket of marketable securities.

The manager may consider that it is necessary to invest 100% of the sub-fund's assets in liquidities, while complying with the investment restrictions set out in the full prospectus.

The sub-fund's maximum net equity exposure will be 50% of its net assets.

The net asset value is expressed in EUR.

#### Standard investor profile

This sub-fund is suitable for investors who need a well-diversified transferable securities allocation in their portfolio with an average risk. In this way, investors should have experience in volatile products and be willing to accept moderate losses. Investors should consider a long-term investment horizon of at least 3 years in order to overcome potentially unfavourable market trends.

#### Initial subscription period

17 – 23 September 2010

#### Initial subscription price

EUR 100 payable on 27 September 2010

#### Sub-fund launch date

23 September 2010

#### Historical annual performance in % <sup>35</sup>

DATA NOT REPRESENTATIVE

Sub-fund launched on 23 September 2010

Benchmark used for calculating the performance fee :

EONIA

*For this sub-fund, the performance fee (High Water Mark) calculation is reset on a 36-month sliding scale.*

<sup>35</sup> Past performance is not a guide to current or future results. Only classes active the whole financial year ended 31/12/2009 are represented.



## UBAM - OTHER SUB-FUNDS (continued)

### UBAM – CUBE

#### Investment policy

This sub-fund invests primarily in equities, bonds, money market and international currency market instruments worldwide. This sub-fund also invests in derivative instruments, such as options, credit derivatives, total return swaps, futures and swaps, although this list is not intended to be exhaustive. The underlying element for such derivative instruments may be market volatility, expressed as "volatility swaps" or "variance swaps". This sub-fund may also invest through derivative instruments in commodities without any physical delivery based exclusively on a cash payment.

This sub-fund may take up short positions using derivative instruments, such as equity swaps, total return swaps, equities options and futures for both effective management and hedging purposes, and may also invest in exchange traded funds (ETF).

In addition, this sub-fund may invest in structured products, such as bonds or other marketable securities whose return on investment is linked to the performance of an index, particular marketable securities or a basket of marketable securities.

The manager may consider that it is necessary to invest 100% of the sub-fund's assets in liquidities, while complying with the investment restrictions set out in the complete prospectus.

The net asset value is expressed in EUR.

#### Standard investor profile

This sub-fund is suitable for investors who need a well-diversified transferable securities allocation in their portfolio with a high risk. In this way, investors should have experience in volatile products and be willing to accept significant losses. Investors should consider a long-term investment horizon of at least 5 years in order to overcome potentially unfavourable market trends.

#### Initial subscription period

17 – 23 September 2010

#### Initial subscription price

EUR 100 payable on 27 September 2010

#### Sub-fund launch date

23 September 2010

#### Historical annual performance in % <sup>36</sup>

DATA NOT REPRESENTATIVE

Sub-fund launched on 23 September 2010

Benchmark used for calculating the performance fee :

EONIA

*For this sub-fund, the performance fee (High Water Mark) calculation is reset on a 36-month sliding scale.*

<sup>36</sup> Past performance is not a guide to current or future results. Only classes active the whole financial year ended 31/12/2009 are represented.



## RISK FACTORS

The markets in certain countries indicated in the investment policies of sub-funds may not fulfil the criteria for regulated markets as per Article 41(1) of the Law of 2002. Investments in such markets will be considered to be investments not admitted to official listing on a securities exchange or not traded on a regulated market that operates regularly and is recognised and open to the public. As such, they may not exceed 10% of the net assets in accordance with Point 1 of the common provisions covering all current and future sub-funds as presented here-before.

Investments in Russia through the Russian Trading System (RTS) and Moscow Interbank Currency Exchange (MICEX), or other non-regulated Markets, are exposed to an increased risk with regard to the ownership and custody of transferable securities.

There are significant risks inherent in investments in Russia (and in the CIS), such as delays in settling transactions and the risk of loss resulting from securities registration and custodian systems, the lack of provisions concerning corporate governance or general rules and regulations for the protection of investors or the difficulties associated with obtaining precise market values for many Russian (and CIS) securities, partly because of the limited amount of information available to the public. There is also the risk that the governments of Russia and of the member States of the CIS or other executive or legislative bodies may decide not to continue to support the economic reform programs initiated since the dissolution of the Soviet Union. Furthermore, the proof of legal title will be held in the form of a written record and the SICAV could lose the registration and ownership of its securities following fraud, negligence or even an omission.

Prospective investors are informed that investing in the Fund's shares involves a relatively high risk: the leverage effect of investments in warrants on transferable securities and the volatility of prices for warrants on transferable securities increase the risk involved in investing in the Fund's shares to a higher level than for traditional equities-based funds.

Investors are reminded that investing in High Yield products involves an increase in the risk since, in addition to the risks common to all investments in fixed-income products, such High Yield products are subject to additional fluctuations linked to the credit rating of issuers and the additional yield demanded by the market in return. This required additional yield is not stable over time, but fluctuates with the global economic cycle. As such, the net asset value of sub-funds investing in High Yield products may be more volatile than that of traditional fixed-income sub-funds.

The risks linked to emerging countries are political (e.g. instable and volatile political situation and environment), economic (e.g. high rate of inflation, risks linked to investments in recently privatised companies and depreciation of currencies, lack of development on the financial markets), legal (legal insecurity and general difficulties getting rights recognised), and tax-related (in certain states, tax expenses may be very high and there is no guarantee of a standard and consistent interpretation of the laws; local authorities often have a discretionary power to create new taxes, sometimes effective retroactively).

There are also risks of losses due to a lack of suitable systems for the transfer, valuation, clearing, accounting recognition and the registration procedure for transferable securities, the custodianship of transferable securities of the liquidation of transactions, risks that are not as common on most markets in Western Europe, North America (USA and Canada) or other developed markets.



"Emerging countries" means all the markets included in the "International Finance Corporation Composite" index and/or the "MSCI Emerging Markets" index, as well as other countries at a similar stage of economic development or in which new equities markets have been set up.

Since certain bond and derivative markets represent over-the-counter markets, the liquidity of securities may be affected by liquidity or systemic crises. This results in increased volatility and illiquidity for investments.

Structured products represent synthetic products. Such products may also incorporate derivative instruments and/or other investment techniques and instruments. As such, it is necessary to factor in not only the risks inherent to the transferable securities, but also the risks inherent to the derivative instruments and other investment techniques and instruments. In general, investors are exposed to the basic underlying instruments or market risks, as well as the issuer risk for the structured product and the underlying risk. Depending on their make-up, they may be more volatile and therefore entail more risks than direct investments, while also involving a risk of losing yields or even losing all of the capital invested due to changes in market prices or the basic underlying instruments.

### **Risks linked to the use of derivative instruments and other specific investment techniques and financial instruments**

Careful use of such derivative instruments and other specific investment techniques and financial instruments may well represent a source of advantages, but also involves different risks than those linked to traditional forms of investment that, in certain cases, may even be greater. The following sections present a general description of the risk factors and key aspects concerning the use of derivative instruments as well as other specific investment techniques and financial instruments, which investors must take into consideration before any investment in a sub-fund.

**Market risks:** in general, these risks are linked to all forms of investment; as such, the change in the value of a specific financial instrument may in certain cases go against a sub-fund's interests.

**Control and supervision:** derivative instruments as well as other specific investment techniques and financial instruments represent special products that require different investments techniques and risk analyses than equities and bonds. Using a financial derivative instrument presupposes not only knowledge of the underlying instrument, but also knowledge of the derivative instrument itself, while changes in the value of the latter may not be able to be monitored under all possible market conditions. More specifically, the use and complexity of such products require suitable control mechanisms to be maintained for the supervision of transactions entered into, and the risks incurred by sub-funds in relation to such products and changes in the stock price, interest rate and exchange rate concerned must be able to be determined.

**Liquidity risks:** there are liquidity risks when a specific security is difficult to buy or sell. If there is a high volume of transactions or if markets are partially illiquid (notably in the event of many instruments traded on an individual basis), it may prove to be impossible to carry out a transaction or unwind a position at a beneficial stock price under certain circumstances.

**Counterparty risks:** with derivative instruments traded over the counter, the counterparty for a transaction may not be able to honour its commitments and/or contracts may be cancelled, for instance in the event of bankruptcy, subsequent illegality or changes to the legal prescriptions concerning taxation or the presentation of accounts compared with those in force when entering into the contract linked to over-the-counter derivative instruments.



**Other risks:** the other risks inherent to the use of derivative instruments as well as other specific investment techniques and financial instruments include the risk of a differing valuation of financial products, resulting from the application of different accredited valuation methods and the lack of any absolute correlation (model risks) between the derivative products and the underlying transferable securities, interest rates, exchange rates and indexes. Many derivative instruments, and particularly over-the-counter derivative instruments, are complex and often valued subjectively. Inaccurate valuations may result in higher cash payments to the counterparty or impairments in value for a sub-fund. The derivative instruments do not always fully or even to a great extent reflect changes in the transferable securities, interest rates, exchange rates or indexes which they are supposed to be aligned with. As such, the use of derivative instruments as well as other specific investment techniques and financial instruments by a sub-fund does not necessarily represent an effective means of achieving a sub-fund's investment objective and may even prove to be counter-productive.

### **Risks linked to investments in mortgage-related or asset-backed bonds**

Some sub-funds, and more specifically the bond and money market sub-funds, may invest in mortgage-related derivative products and structured securities, and more specifically mortgage-related and asset-backed securities. Mortgage pass-through securities represent interests in "deposits" of mortgages which the capital and interest payments made each month by individual borrowers on the mortgage loans underlying the securities pass through. The early or late repayment of the principal in an underlying mortgage in relation to the repayment schedule for pass-through securities held by sub-funds may reduce the rate of profitability when sub-funds reinvest this principal.

Furthermore, as well as for bond securities that are repayable early in general, if sub-funds acquire premium securities, any repayment would reduce the value of the security in relation to the premium paid. If interest rates rise or fall, the value of a mortgage-related security generally decreases or increases, but to a lesser extent than for other securities without any early repayment clause.

Payment of the principal and interest on certain mortgage pass-through securities (but not the market value of the securities themselves) may be guaranteed by the American Federal Government or by American Federal Government agencies or organisations (for which guarantees are based solely on the American Federal Government's discretionary power to buy back commitments for such agencies or organisations). Certain mortgage pass-through securities issued by non-governmental institutions may be combined with different forms of guarantees or insurance, while others may only be backed with the underlying mortgage collateral.

The sub-funds concerned may also invest in first-rate "CMO" bonds, which represent structured products guaranteed by different sources of mortgage pass-through securities. As with a bond, in most cases the holder of a CMO receives the principal paid back early and the interest on a monthly basis.

The collateral for CMOs may be based directly on residential or commercial mortgages, although it is more generally based on portfolios of residential mortgage pass-through securities guaranteed by the American Federal Government or its agencies or organisations. CMOs are structured in several tranches of securities, each tranche with its own forecast average term and/or its own fixed maturity. Monthly payments of the principal, including early repayments, are assigned to the various tranches depending on the legal conditions associated with each instrument, and changes in the early repayment rates or calculation assumptions may have major consequences on the forecast average term and the value of a given tranche.

The sub-funds concerned may invest in stripped mortgage-backed securities, on which the repayment of the principal ("principal-only") or interest ("interest-only") is structurally deferred. Such securities are characterised by greater volatility than other types of mortgage-backed securities. Stripped mortgage-backed securities bought at a significant premium or discount are generally extremely sensitive not only to variations in the





interest rates commonly applied, but also the speed with which the principal is repaid (including early repayments) on the underlying mortgage debts, and when the speed with which the principal is repaid is higher or lower than the expected rate on a lasting basis, the yield to maturity on such securities may fall sharply. In addition, stripped mortgage-backed securities may be less liquid than other differently structured securities and are characterised by greater volatility in the event of any unfavourable change in interest rates.

In addition to the abovementioned securities, the Manager concerned anticipates the issuing of new types of mortgage-backed securities by the federal government, governmental or para-governmental entities and private borrowers. As new types of mortgage-backed securities are developed and offered to investors, the Manager will consider investing in such securities provided that they are traded on an organised market.

Transferable asset-backed securities represent an equity interest in or are guaranteed by and repayable on the financial flows generated by specific debts, in most cases a source of similar debt facilities, such as motor loans, credit card debt, loans guaranteed by a real estate asset, construction loans or bank bonds.

The above-mentioned sub-funds may also invest in collateralised loan obligations ("CLO") for which the underlying portfolio is made up of loans.