

GENERALI INVESTMENTS SICAV

EURO SHORT TERM BOND - EX

28 February 2022



Marketing communication for Professional investors

KEY DATA

MANAGEMENT COMPANY	Generali Investments Luxembourg S.A.
INVESTMENT MANAGER	Generali Investments Partners S.p.A Società di gestione del risparmio
FUND MANAGER	Mauro VALLE
BENCHMARK	100% ESTER
FUND TYPE	Sicav
DOMICILE	Luxembourg
SUB-FUND LAUNCH DATE	02/04/2002
SHARE CLASS LAUNCH DATE	26/11/2003
FIRST NAV DATE AFTER DORMANT PERIOD	No dormant period
CURRENCY	Euro
CUSTODIAN BANK	BNP Paribas Securities Services Luxembourg
ISIN	LU0169253654
BLOOMBERG CODE	GENELEX LX
VALUATION	
AUM	523.45 M EUR
NAV PER SHARE	119.75 EUR
HIGHEST NAV OVER THE LAST 12 MONTHS	119.75 EUR
LOWEST NAV OVER THE LAST 12 MONTHS	118.42 EUR
FEES	
SUBSCRIPTION FEE	max. 5%
MANAGEMENT FEE	0.50%
CONVERSION FEE	max. 5%
REDEMPTION FEE	max. 3%
PERFORMANCE FEE	n.a.
ONGOING CHARGES	0.61%

CATEGORY AND RISK PROFILE

CATEGORY	Fixed Income
-----------------	--------------

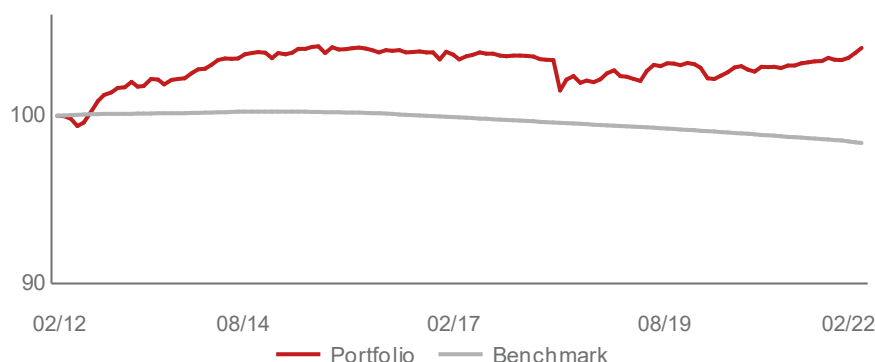
1	2	3	4	5	6	7
Lower risk						Higher risk
Potentially lower rewards						Potentially higher rewards

The risk and reward category shown is not guaranteed to remain unchanged and the categorisation of the sub fund may shift over time. For more information about risk, please see the KIID and Prospectus.

INVESTMENT OBJECTIVE AND POLICY

The objective of the Fund is to outperform its Benchmark investing in quality short term debt securities denominated in Euro. The Fund shall essentially invest in debt securities and money market instruments denominated in Euro. The Fund shall mainly invest in money market instruments, floating rate notes and fixed income securities having Investment Grade Credit Rating. Investment Grade Credit Rating is credit rating from AAA to BBB- for Standard & Poors or from Aaa to Baa3 for Moody's or from AAA to BBB for Fitch or an equivalent credit rating by a recognised credit rating agency or as deemed by the Investment Manager. The average maturity of the Fund's portfolio shall not exceed one year and the residual maturity of each investment may not exceed three years. The maximum unhedged non-euro currency exposure cannot exceed 20% of the net assets of the Fund. The Fund may use financial instruments and derivatives for hedging purposes, for efficient portfolio management purposes and for investment purposes.

PERFORMANCE ANALYSIS AT 28 FEBRUARY 2022



	1M	YTD	1YR	3YR	5YR	3YR P.A.	5YR P.A.
Portfolio	0.28	0.57	1.16	1.62	0.66	0.54	0.13
Benchmark	-0.04	-0.09	-0.41	-1.01	-1.51	-0.34	-0.30
Excess return	0.32	0.66	1.56	2.63	2.18	0.88	0.44

	SI	SI P.A.	2021	2020	2019	2018	2017
Portfolio	19.75	0.99	0.54	-0.23	0.59	-0.99	-0.25
Benchmark	17.90	0.91	-0.37	-0.33	-0.27	-0.26	-0.25
Excess return	1.85	0.09	0.91	0.09	0.86	-0.73	-0.00

	02/22-02/21	02/21-02/20	02/20-02/19	02/19-02/18	02/18-02/17
Portfolio	1.16	-0.01	0.47	-0.97	0.03
Benchmark	-0.41	-0.33	-0.28	-0.26	-0.25
Excess return	1.56	0.32	0.75	-0.71	0.28

KEY FEATURES

- It invests mainly in euro-denominated, short term Government Bonds
- Its investment approach is active and the manager may marginally take duration bets
- Maturity of individual securities must be lower than 3 years
- Portfolio duration cannot be longer than 1 year

Past performance is not a guide to future performance and may be misleading. The performances are shown net of fees and expenses over the relevant period. All performance figures reflect the reinvestment of dividends and do not take into account the commissions and costs incurred on the issue and redemption of shares/parts. Please see the important information at the end of this document. Investing in the fund/sub-fund involves risks including the possible loss of capital. Please read the KIIDs and the prospectus to find out about these risks. Legal information concerning the fund/sub-fund are available on the website: www.generali-investment.com

HOLDINGS & TRANSACTIONS

TOP 10 FIXED INCOME

HOLDING	SECTOR	RATING	GROSS %
BTPS 0 08/15/24	Sovereigns	BBB	9.50%
BTPS 0 01/15/24	Sovereigns	BBB	8.79%
BTPS 0 04/15/24	Sovereigns	BBB	7.24%
HELLENIC REPUBLI 3.45 04/02/24	Sovereigns	BB	5.02%
BTPS 1.75 07/01/24	Sovereigns	BBB	4.76%
BTPS 0 11/29/23	Sovereigns	BBB	4.59%
BTPS 0.35 02/01/25	Sovereigns	BBB	3.82%
BTPS 0 12/15/24	Sovereigns	BBB	3.78%
BTPS 0.3 08/15/23	Sovereigns	BBB	3.08%
BTPS 0 01/30/24	Sovereigns	BBB	2.68%
Total Top 10 (%)			53.27%
Total Top 20 (%)			65.09%

TOP 3 SALES OVER THE LAST MONTH

BTPS I/L 2.35 09/15/24
BTPS I/L 0.4 04/11/24
BTPS I/L 0,25 11/20/23

TOP 3 PURCHASES OVER THE LAST MONTH

BTPS 0 11/29/23
BTPS 0.35 02/01/25
BTPS 0 12/15/24

RATIOS

PERFORMANCE AND RISK ANALYSIS - SYNTHESIS

	1YR	3YR	5YR	SI
Standard Deviation Ptf	0.60	0.70	1.15	0.93
Standard Deviation Bmk	0.01	0.01	0.01	0.22
Tracking Error	0.61	0.70	1.15	0.93
Alpha	0.06	0.05	0.03	0.01
Beta	-9.58	-9.59	-7.20	-2.19
R-squared	0.05	0.02	0.00	0.00
Information Ratio	2.41	1.19	0.37	0.09
Sharpe Ratio	2.66	1.37	0.46	0.36
Treynor Ratio	-0.16	-0.04	0.18	1.01
Sortino Ratio	5.04	2.57	0.72	0.56

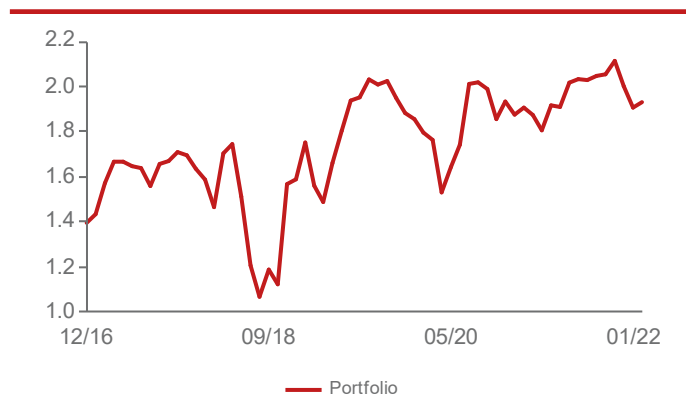
DRAWDOWN

	SINCE INCEPTION
Maximum drawdown (%)	-3.3
Peak to trough drawdown (dates)	May 15 - Jun 18
Length (in days)	1,113
Recovery Period (in days)	0
Worst Month	May 2018
Lowest Return	-1.7
Best Month	December 2011
Highest Return	1.5

FINANCIAL RATIO - FIXED INCOME

	FUND
Z-Spread	7.69
DTS (Duration Times Spread)	14.95
Average Rating (2nd best)	BBB-
Modified Duration	1.93
Effective Duration	0.78
Average Time to Maturity	1.94
Yield to Maturity	0.47
Current Yield	0.66
Average Coupon	0.71



MODIFIED DURATION EVOLUTION



BREAKDOWNS

■ Fund

COUNTRY	NET	RELATIVE	
Italy	82.2%		
Greece	6.6%		
Spain	6.2%		
Cash	4.9%		

SECTOR	NET	RELATIVE
Sovereigns	95.1% 	
Cash	4.9% 	

RATINGS (2ND BEST)	NET	RELATIVE
A	6.2% 	
BBB	82.2% 	
BB	6.6% 	
Cash	4.9% 	

MATURITY	NET	RELATIVE
0-1Y	1.6%	
1-3Y	93.5%	
Cash	4.9%	

DEALING DETAILS

CUT OFF TIME	T at 1 pm (T being the dealing day)
SETTLEMENT	T+3
VALUATION	Daily
NAV CALCULATION	Day +1
NAV PUBLICATION	Day +1

Important Information

The sub-fund is part of Generali Investments SICAV (an investment company qualifying as a "société d'investissement à capital variable" with multiple sub-funds under the laws of the Grand Duchy of Luxembourg) managed by Generali Investments Luxembourg S.A. who appointed Generali Investments Partners S.p.A. Società di gestione del risparmio as investment manager. The information contained in this document is only for general information on products and services provided by Generali Investments Partners S.p.A. Società di gestione del risparmio. It shall under no circumstance constitute an offer, recommendation or solicitation to subscribe units/shares of undertakings for collective investment in transferable securities or application for an offer of investments services. It is not linked to or it is not intended to be the foundation of any contract or commitment. It shall not be considered as an explicit or implicit recommendation of investment strategy or as investment advice. Before subscribing an offer of investment services, each potential client shall be given every document provided by the regulations in force from time to time, documents to be carefully read by the client before making any investment choice. Generali Investments Partners S.p.A. Società di gestione del risparmio, periodically updating the contents of this document, relieves itself from any responsibility concerning mistakes or omissions and shall not be considered responsible in case of possible damages or losses related to the improper use of the information herein provided. Past performance is not a guarantee of future performance and the sub-fund presents a risk of loss of capital. No assurance is released with regard to the approximate correspondence of the future performances with the ones above mentioned. Before adopting any investment decision the client shall carefully read, if applicable, the subscription form, and the offering documentation (including the KIID, the prospectus, the fund regulation or by-laws as the case may be), which must be delivered before subscribing the investment. The offering documentation is available at any time, free of charge and in the relevant languages on our website (www.generali-investments.com), on Generali Investments Luxembourg S.A. (Management Company of Generali Investments SICAV) website (www.generali-investments.lu), and by distributors. An hardcopy of the offering documentation may also be requested to the Management Company, free of charge. Generali Investments is a commercial brand of Generali Investments Partners S.p.A. Società di gestione del risparmio, Generali Insurance Asset Management S.p.A. Società di gestione del risparmio, Generali Investments Luxembourg S.A. and Generali Investments Holding S.p.A.. Generali Investments is part of the Generali Group which was established in 1831 in Trieste as Assicurazioni Generali Austro-Italiche.

Please see the important information at the end of this document. Investing in the fund/sub-fund involves risks including the possible loss of capital. Please read the KIIDs and the prospectus to find out about these risks. Legal information concerning the fund/sub-fund are available on the website: www.generali-investment.com. Certain information in this publication has been obtained from sources outside of Generali Investments Partners S.p.A. Società di gestione del risparmio. While such information is believed to be reliable for the purposes used herein, no representations are made as to the accuracy or completeness thereof.