

# Candriam Equities L United Kingdom

Sicav under Luxembourg law with subfunds

Class: Classic

Share type: Cap. (GBP)

## INVESTMENT STRATEGY

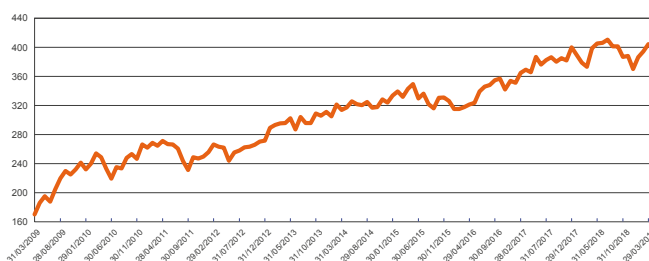
Candriam Equities L United Kingdom is a sub-fund of the Candriam Equities L sicav. This sub-fund predominantly invests in equities of the United Kingdom, broadly diversified over economic sectors and debtor risks.

Investors must consult the Prospectus and the Key Investor Information Document (KIID) before subscribing to the fund. The Prospectus, the KIID, the latest annual report, the half-yearly report and other relative information concerning the fund are available in English or the local language for each country where the fund's marketing is approved, on the website [www.candriam.com](http://www.candriam.com).

## RISK AND REWARD PROFILE



NAV EVOLUTION (Share: Cap) OVER 10 YEARS IN GBP



Source : Candriam. Past performances presented in this document are not a guarantee of future performances and are not constant over time. The below NAVs in are provided by the accounting department, net of fees and reinvested revenues. Their value or price converted into euros may be impacted negatively or positively by fluctuations in the exchange rate.

## ANNUALISED PERFORMANCES ON 29.03.2019 (%)

Performances	1 year	3 years	5 years	10 years	Inception
Class GBP	8.36	8.34	5.19	9.04	5.79
Classe EUR	10.24	5.37	4.32	9.83	5.29

Source : Candriam. Returns net of fees and reinvested revenues; after deduction of all fees and taxes, except entry or exit charges. Performances are based on historical data, which may not provide any guarantee whatsoever of future performances and do not take account of possible mergers of UCITS or parts of investment companies.

## CHARACTERISTICS, PRACTICAL INFORMATION

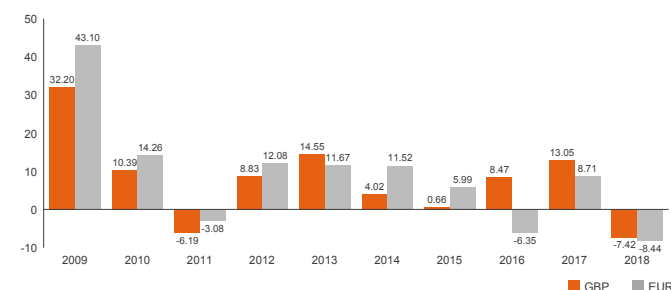
Creation date	06.06.1994
Investment horizon	No investment horizon
Commercialised in	AT,BE,CH,DE,ES,FR,IT,LU,NL
Share type(s)	Cap, Dis
Currency	GBP
NAV calculation	Daily
NAV can be consulted at the following address :	<a href="http://permafiles.beama.be/NAVpub_fr.pdf">http://permafiles.beama.be/NAVpub_fr.pdf</a>
Management company	Candriam Luxembourg

Performances expressed in a currency other than that of the investor's country of residence are subject to exchange rate fluctuations, which may have a negative or positive impact on returns.

The risk level shown reflects the fund's historical volatility, completed where applicable by that of its reference framework. The volatility indicates the extent to which the value of the fund may fluctuate upwards or downwards.

- The indicated category may vary over time.
- The historical data give no indication of a future risk profile.
- The lowest category does not mean "risk-free".
- There is no guarantee or mechanism to protect the capital.

ANNUAL PERF. OF LAST 10 YEARS (COSTS/TAXES EXCL.) IN EUR &amp; GBP (%)



Source : Candriam. Past performances presented in this document are not a guarantee of future performances and are not constant over time. The below NAVs in are provided by the accounting department, net of fees and reinvested revenues. Their value or price converted into euros may be impacted negatively or positively by fluctuations in the exchange rate.

	Capitalization	Distribution
1st NAV at	06.06.1994	06.06.1994
1st NAV (GBP)	100.00	100.00
NAV per share on 29.03.2019 (GBP)	404.24	227.70
Total net assets (M GBP)	8.78	
Latest dividend distributed (GBP)		7.00
Date latest dividend distributed		02.05.2018
ISIN Code	LU0093582269	LU0093582772
Subscription fees (max.) (%)	3.50	3.50
Redemption fees (%)	0.00	0.00
General fees (%) including	1.92	1.94
Management fees (max. in %)		1.50
Performance fees (%)		0.00

Custodian fee : Custodian fees may vary between financial service entities. Further information is available from the financial service entity.

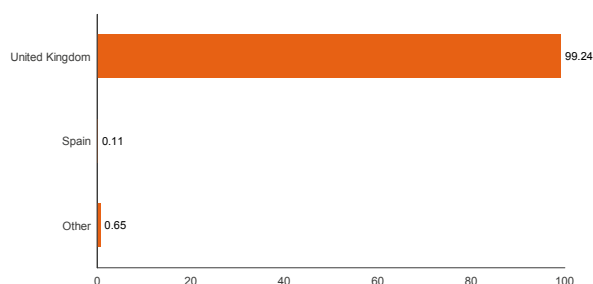
# Candriam Equities L United Kingdom

Sicav under Luxembourg law with subfunds

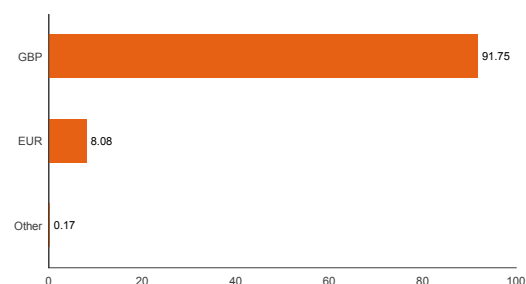
Class: Classic

Share type: Cap. (GBP)

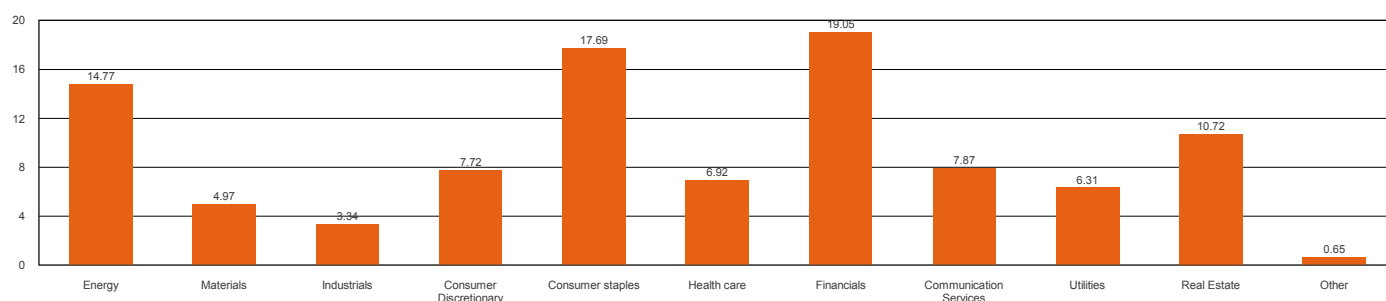
## COUNTRY ALLOCATION (%)



## CURRENCY ALLOCATION (%)



## SECTOR ALLOCATION (MSCI) (%)



## PRINCIPAL HOLDINGS (%)

Title	Sector	Weight
ROYAL DUTCH SHELL PLC-A SHS	Energy	7.97%
BP PLC	Energy	6.80%
HSBC HOLDINGS PLC	Financials	5.68%
UNILEVER PLC	Consumer staples	4.43%
PRUDENTIAL PLC	Financials	3.83%
BHP GROUP PLC	Materials	3.11%
DIAGEO PLC	Consumer staples	3.09%
VODAFONE GROUP PLC	Communication Services	2.89%
NATIONAL GRID PLC	Utilities	2.74%
RECKITT BENCKISER GROUP PLC	Consumer staples	2.64%

# Candriam Equities L United Kingdom

Sicav under Luxembourg law with subfunds

Class: Classic

Share type: Cap. (GBP)

## SUBFUNDS RISK PROFILE

To better understand the fund's risk profile, investors are asked to consider, in addition to their risk category, the risks that are inherent to the investment strategy as described in the prospectus. Investors should be aware that the fund's value may decrease, particularly due to its exposure to the following main risks:

- Equity market risk, i.e., the risk of seeing asset prices influenced by market fluctuations.
- Liquidity risk: certain market conditions may prevent the fund from selling its positions at the valuation prices.
- Derivatives and related risks, such as their sophistication, higher volatility, etc.
- Investors may not receive back the full amount invested.

## FINANCIAL SERVICES

Belgium: Belfius Bank SA - Place Charles Rogier 11 - 1210 Brussels

Tel. 02 222 11 11 - [www.belfius.be](http://www.belfius.be)

Acc.n°: 052-9006469-91

IBAN: BE23 0529 0064 6991 - BIC: GKCCBEBB

RPR Brussels BTW BE 0403.201.185

FSMA n°: 019649 A

A full list with all entities in charge of financial service in different countries is available on : [www.candriam.com](http://www.candriam.com).

All legal documents are available free of charge from Belfius Bank at the above address.

## INFORMATION FOR BELGIUM

Based on the tax legislation currently in force, which may be liable to change, the tax regime applied to private investors subject to Belgian personal income tax for distributed revenues is as follows :

- Withholding tax :
  - for distribution shares: 30% dividend withholding tax.
  - for accumulation and distribution shares, capital gains are subject to a 30% withholding tax for funds which are more than 10% invested in bonds and other debt securities.
- Stamp duty (TOB): 1.32% (max. EUR 4,000) upon redemption of capitalisation shares, or in the event of the conversion of capitalisation shares into shares of the same sub-fund or another sub-fund.

For further information relating to withholding tax and stamp duty (TOB) please contact your financial advisor. Investors who are not subject to Belgian personal income tax must seek advice regarding the tax regime applicable to their own personal situation.

## COMPLAINTS SERVICE

Client complaints may be submitted to the Client Servicing department by post at:

58, avenue des Arts à 1000 Brussels

or via the website <http://contact.candriam.com>.

If the complaint is not dealt with satisfactorily through the above procedure, the client shall be entitled to contact the Ombudsman - Address: OMBUDSFIN, financial conflicts Ombudsman, Avenue du Roi Albert II 8 1000 Brussels; Tel. +32 2 545 77 70; Fax +32 2 545 77 79; Email: [ombudsman@ombudsfm.be](mailto:ombudsman@ombudsfm.be); website: [www.ombudsfm.be](http://www.ombudsfm.be).

## FURTHER INFORMATION SUPPLIED BY THE DISTRIBUTOR

The distributor shall provide any further information permitting the investor to make an informed investment decision, notably regarding the benefits that the distributor pays or receives in the context of the transaction, and the suitability of the fund to the investor's risk profile.

## SWING PRICE

On valuation days, should, for any given sub-fund, the difference between the subscriptions amount and the redemptions amount (i.e. the net transactions) exceed a threshold set in advance by the Board of Directors, the latter shall be entitled to:

- evaluate the NAV by increasing the assets (in the case of net subscriptions) or by reducing them (in the case of net redemptions) by a flat-rate percentage of market-standard fees and taking into account the costs and/or liquidity during purchases or sales of securities;
- evaluate the securities portfolio on the basis of the bid/ask rates;
- evaluate the NAV by setting a spread level that is representative of the market in question .