



# Invesco Euro Bond Fund

## A-Acc Shares

31 March 2024

This marketing communication is for Professional investors in Continental European countries as defined in the important information section, Cyprus, Malta, Jersey, Guernsey and Dubai. Investors should read the legal documents prior to investing. This document may also be used by financial intermediaries in the United States as defined in the important information section.

### Summary of fund objective

The Fund aims to provide long-term capital growth, together with income. The Fund seeks to achieve its objective by investing primarily in a diversified portfolio of debt securities denominated in Euro, issued worldwide by corporations, and governments, supranational bodies, local authorities and national public bodies. For the full objectives and investment policy please consult the current prospectus.

### Key facts



Lyndon Man  
Managed fund since  
September 2013



Luke Greenwood  
Managed fund since  
April 2016



Gareth Isaac  
Managed fund since  
April 2020



Thomas Sartain  
Managed fund since  
April 2020



Michael Booth  
Managed fund since  
January 2024

#### Share class launch

01 April 1996

#### Original fund launch

01 April 1996

#### Legal status

Luxembourg SICAV with UCITS status

#### Share class currency

EUR

#### Share class type

Accumulation

#### Fund size

EUR 399.73 mn

#### Reference Benchmark

Bloomberg Euro Aggregate Total Return (EUR)

#### Bloomberg code

INVPEBI LX

#### ISIN code

LU0066341099

#### Settlement date

Trade Date + 3 Days


#### Morningstar Rating™

★★★★

#### Risk Indicator <sup>1</sup>

Lower risk

Higher risk



### Investment risks

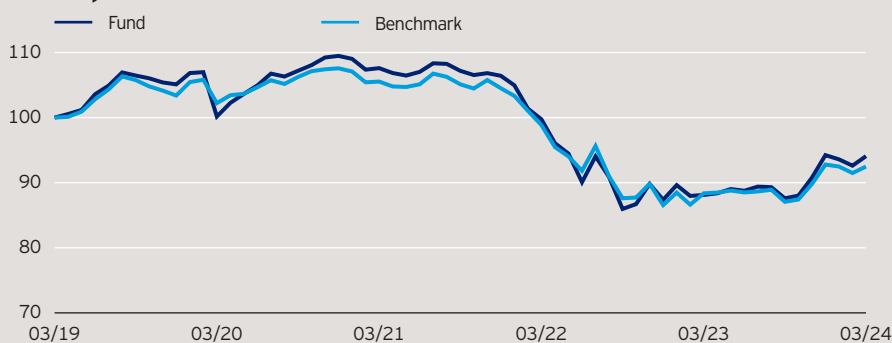
For complete information on risks, refer to the legal documents. The value of investments and any income will fluctuate (this may partly be the result of exchange rate fluctuations) and investors may not get back the full amount invested. Debt instruments are exposed to credit risk which is the ability of the borrower to repay the interest and capital on the redemption date. Changes in interest rates will result in fluctuations in the value of the fund. The fund uses derivatives (complex instruments) for investment purposes, which may result in the fund being significantly leveraged and may result in large fluctuations in the value of the fund. The fund may hold a large amount of Asset Backed Securities (ABS) (complex instruments) as well as other lower quality debt securities which may impact the liquidity of the fund under certain circumstances. The fund may invest in distressed securities which carry a significant risk of capital loss. The fund may invest in contingent convertible bonds which may result in significant risk of capital loss based on certain trigger events. Investments in debt instruments which are of lower credit quality may result in large fluctuations in the value of the fund.

### Fund Strategy

The fund is primarily invested in Euro denominated, investment grade government and corporate bonds. It also has the flexibility to invest in non-Euro denominated and high yield bonds. Non-Euro denominated bonds are currency hedged to Euro. Investments in the fund are highly diversified and seek to help in the fund's aim of providing long-term capital growth and income. High yield bonds are typically invested in the subordinated bonds, those repaid after other debts following company liquidation, of high-quality companies and rising star opportunities. Rising stars are bonds which were considered speculative when issued, but have since improved their investment rating.

**Past performance does not predict future returns.** The performance period shown here starts on the last day of the first indicated month and ends on the last day of the last indicated month.

#### Indexed performance\*



#### Cumulative performance\*

in %	YTD	YTD	1 month	1 year	3 years	5 years
Fund	-0.17	-0.17	1.58	6.76	-12.57	-5.92
Benchmark	-0.33	-0.33	1.09	4.65	-12.37	-7.52

#### Calendar year performance\*

in %	2019	2020	2021	2022	2023
Fund	8.54	4.16	-2.79	-17.90	7.86
Benchmark	5.98	4.05	-2.85	-17.17	7.19

#### Standardised rolling 12 month performance\*

in %	03.14 03.15	03.15 03.16	03.16 03.17	03.17 03.18	03.18 03.19	03.19 03.20	03.20 03.21	03.21 03.22	03.22 03.23	03.23 03.24
Fund	17.40	-2.11	1.63	2.73	1.12	0.16	7.42	-7.31	-11.65	6.76
Benchmark	11.19	0.68	-0.56	2.37	2.18	2.23	3.24	-6.33	-10.61	4.65

The performance data shown does not take account of the commissions and costs incurred on the issue and redemption of units. Returns may increase or decrease as a result of currency fluctuations. The investment concerns the acquisition of units in an actively managed fund and not in a given underlying asset.

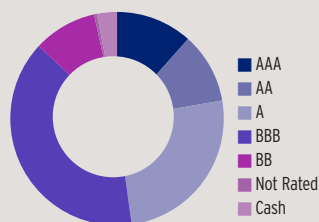
\*Source: © 2024 Morningstar. Indexed performance: Performance of an investment of 100 in share class currency. Gross income re-invested to 31 March 2024 unless otherwise stated. All performance data on this factsheet is in the currency of the share class. Reference Benchmark Source: RIMES. The benchmark index is shown for performance comparison purposes only. The Fund does not track the index. -1/4-

# Invesco Euro Bond Fund

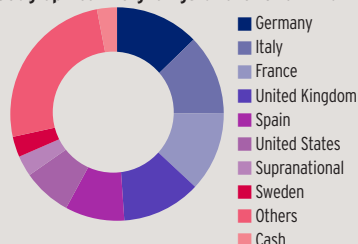
## A-Acc Shares

31 March 2024

Credit ratings of the fund in %\*



Geographical weightings of the fund in %\*



### NAV and fees

#### Current NAV

EUR 7.17

#### 12 month price high

EUR 7.22 (27/12/2023)

#### 12 month price low

EUR 6.62 (04/10/2023)

#### Minimum investment <sup>2</sup>

EUR 1,000

#### Entry charge

Up to 5.00%

#### Annual management fee

0.75%

#### Ongoing charges <sup>3</sup>

1.03%

### Credit ratings\*

(average rating: A-)

	in %
AAA	11.6
AA	10.7
A	25.6
BBB	39.2
BB	9.7
Not Rated	0.4
Derivative	-0.3
Cash	3.0

### Duration distribution\*

(average duration: 6.8)

	in %
0-1 year	-8.2
1-3 years	22.0
3-5 years	42.5
5-7 years	14.1
7-10 years	13.4
10-20 years	15.2
20+ years	1.0

### Sector weightings\*

	in %
<b>Corporate</b>	54.6
Financials	34.1
Industrial	17.6
Utility	2.9
<b>Derivatives</b>	-0.3
<b>Fund</b>	0.4
<b>Non-US Govt/Agency</b>	42.2
<b>Cash</b>	3.0

### Yield %\*

Gross Current Yield	3.14
Gross Redemption Yield	3.97

### Geographical weightings\*

	in %
Germany	12.7
Italy	12.1
France	12.1
United Kingdom	12.0
Spain	9.0
United States	7.4
Supranational	3.1
Sweden	3.1
Others	25.4
Cash	3.0

### Maturity distribution\*

	in %
0-3 years	12.9
3-7 years	24.5
7-10 years	19.4
10-15 years	10.4
15+ years	32.7

### Currency exposure\*

	in %
Euro	99.6
US Dollar	0.2
British Pound Sterling	0.1
Norwegian Krone	0.1
Danish Krone	0.1

### 3 year characteristics\*\*

Alpha	-9.68
Beta	0.37
Correlation	0.72
Information ratio	-1.51
Sharpe ratio	-0.74
Tracking error in %	11.02
Volatility in %	7.82

For detailed information about the 3 year characteristics please see <http://assets.invescohub.com/invesco-eu/glossary.pdf>.

# Invesco Euro Bond Fund

## A-Acc Shares

31 March 2024

### Important Information

<sup>1</sup>The Risk Indicator is subject to change and is correct based on the data available at the time of publication.

<sup>2</sup>The minimum investment amounts are: USD 1,500 / EUR 1,000 / GBP 1,000 / CHF 1,500 / SEK 10,000. Please contact us or refer to the most up to date Prospectus for details of minimum investment amounts in other currencies.

<sup>3</sup>The Ongoing Charges figure includes the annual management fee and other administrative or operating costs. It is a percentage of the value of your investment per year. This is an estimate based on actual costs over the last year. It excludes portfolio transaction costs except in the case of an entry or exit charge paid by the Fund when buying or selling shares/units in another fund.

This marketing communication is exclusively for use by Professional investors in Continental Europe, Cyprus, Malta, Jersey, Guernsey and Dubai. This communication may also be used by financial intermediaries in the United States as defined below. It is not intended for and should not be distributed to the public. For the purpose of the distribution of this document, Continental Europe is defined as Austria, Belgium, Switzerland, Croatia, Czech Republic, Germany, Spain, Finland, France, Greece, Hungary, Italy, Liechtenstein, Luxembourg, Netherlands, Norway, Sweden, Slovakia. By accepting this material, you consent to communicate with us in English, unless you inform us otherwise. Data as at 31 March 2024, unless otherwise stated.

This is marketing material and not financial advice. It is not intended as a recommendation to buy or sell any particular asset class, security or strategy. Regulatory requirements that require impartiality of investment/investment strategy recommendations are therefore not applicable nor are any prohibitions to trade before publication. Views and opinions are based on current market conditions and are subject to change. Any scheme provided by the Cyprus regulatory system, for the protection of retail clients, does not apply to offshore investments. Compensation under any such scheme will not be available. The Invesco Euro Bond Fund is subject to the provisions of the European Directive 2009/65/EC. The yield shown is expressed as a % per annum of the current NAV of the fund. It is an estimate for the next 12 months, assuming that the fund's portfolio remains unchanged and there are no defaults or deferrals of coupon payments or capital repayments. The yield is not guaranteed. Nor does it reflect any charges. Investors may be subject to tax on distributions. For information on our funds and the relevant risks, refer to the Key Information Documents/Key Investor Information Documents (local languages) and Prospectus (English, French, German, Spanish, Italian), and the financial reports, available from [www.invesco.eu](http://www.invesco.eu). A summary of investor rights is available in English from [www.invescomanagementcompany.lu](http://www.invescomanagementcompany.lu). The management company may terminate marketing arrangements. Not all share classes of this fund may be available for public sale in all jurisdictions and not all share classes are the same nor do they necessarily suit every investor.

© 2024 Morningstar. All rights reserved. The information contained herein: (1) is proprietary to Morningstar and/or its content providers; (2) may not be copied or distributed; and (3) is not warranted to be accurate, complete or timely. Neither Morningstar nor its content providers are responsible for any damages or losses arising from any use of this information.

Issued by Invesco Management S.A., President Building, 37A Avenue JF Kennedy, L-1855 Luxembourg, regulated by the Commission de Surveillance du Secteur Financier, Luxembourg. **Jersey:** Consent under the Control of Borrowing (Jersey) Order 1958 (the "COBO Order") has not been obtained for the circulation of this document. The offer that is the subject of this document may only be made in Jersey where it is valid in the United Kingdom. **In Guernsey the fund can only be promoted to Professional Clients.** **Liechtenstein:** Paying agent in Liechtenstein: LGT Bank AG, Herrengasse 12, 9490 Vaduz, Principality of Liechtenstein. **Switzerland:** Issued in Switzerland by Invesco Asset Management (Schweiz) AG, who act as representative for the funds distributed in Switzerland. Paying agent in Switzerland: BNP PARIBAS, Paris, Zurich Branch, Selnaustrasse 16 8002 Zürich. The Prospectus, Key Information Document, and financial reports may be obtained free of charge from the Representative. The funds are domiciled in Luxembourg. **Dubai:** Issued for Professional Clients only by Invesco Asset Management Limited, Index Tower Level 6 - Unit 616, P.O. Box 506599, Al Mustaqbal Street, DIFC, Dubai, United Arab Emirates. Regulated by the Dubai Financial Services Authority. **Additional information for financial intermediaries in the United States:** This document is intended for distribution to US financial intermediaries for informational purposes and in relation to their activities with offshore clients only. The Funds are not registered under any US securities law, and may not be offered or sold directly or indirectly in the US, its territories or possessions, nor to any US persons, citizens or residents. The Fund must not be marketed on US soil. Issued in the US by Invesco Distributors, Inc., 11 Greenway Plaza, Suite 1000, Houston, Texas 77046, USA. Invesco Distributors, Inc. is the appointed US sub-distributor of the Invesco Funds SICAV. All entities are indirect, wholly owned subsidiaries of Invesco Ltd.

# Invesco Euro Bond Fund

## A-Acc Shares

31 March 2024

### SFDR (Sustainable Finance Disclosure Regulation)

The Fund complies with Article 8 with respect to the EU's Sustainable Finance Disclosure Regulation\*. As such, the fund promotes, among other characteristics, environmental or social characteristics or a combination of those characteristics. In addition, the companies in which the fund invests follow good governance practices. \*Regulation (EU) 2019/2088 on sustainability - related disclosures in the financial services sector.

### Exclusion Framework

The Fund embeds an exclusionary framework to specific activities based on UN Global Compact, severe governmental sanctions, revenue thresholds for certain activities linked to environmental and/or social criteria, as well as ensuring that companies follow good governance practices. The list of activities and their thresholds are listed below. For further details on the exclusion framework and characteristics applied by the fund please refer to the website of the manager <https://www.invescomanagementcompany.lu>:

<b>UN Global Compact</b>	- Non-Compliant
<b>Country sanctions</b>	- Sanctioned investments are prohibited*
<b>Controversial weapons</b>	- 0% of revenue including companies involved in the manufacture of nuclear warheads or whole nuclear missiles outside of the Non-Proliferation Treaty (NPT)
<b>Coal</b>	- Thermal Coal extraction: >=5% of revenue - Thermal Coal Power Generation: >=10% of revenue
<b>Unconventional oil &amp; gas</b>	- >= 5% of revenue on each of the following: Arctic oil & gas exploration; Oil sands extraction; Shale energy extraction;
<b>Tobacco</b>	- Tobacco Products production: >=5% of revenue - Tobacco related products and services: >=5% of revenue
<b>Others</b>	- Recreational cannabis: >=5% of revenue
<b>Good governance</b>	- Ensure that companies follow good governance practices in the areas of sound management structures, employee relations, remuneration and tax compliance
<b>Sovereign Exclusions</b>	- Sovereign issuers rated E (on a scale of A-E) by the investment manager's qualitative assessment
<b>Sustainable Investments</b>	- The Fund has a 10% minimum allocation to sustainable investments (as further described in the prospectus and Sustainability Related Disclosure documents)

\*At Invesco we continuously monitor any applicable sanctions, including those imposed by the UN/US/EU and UK. These sanctions may preclude investments in the securities of various governments/regimes/entities and as such will be included in our compliance guidelines and workflows (designed to ensure compliance with such sanctions). The wording of international sanctions is something that we pay particular attention to as there are occasions where sanctions can exist in limited form, for example allowing investments in the secondary market. In addition to sanctions targeting entire countries, there are other thematic regimes, which may focus for example on human rights, cyber attacks, terrorist financing and corruption, which may apply to both individuals and/or entities/corporations.

Any investment decision should take into account all the characteristics of the fund as described in the legal documents. For sustainability related aspects, please refer to: <https://www.invescomanagementcompany.lu/lux-manco/literature>.

### Invesco's Commitment to ESG

Invesco has an investment-led ESG approach. We provide a comprehensive range of ESG-focused capabilities that enable clients to express their values through investing. We also integrate financially material ESG considerations across our investment platform, taking into account critical factors that help us deliver strong outcomes to clients.