

CSIF (Lux) Equity Emerging Markets Fundamental

Risk profile (SRR) ¹⁾

1	2	3	4	5	6	7
---	---	---	---	---	---	---

Class FB EUR

Investment policy

The fund is managed with an indexed approach and is distinguished by its broad diversification, minimal tracking error, and cost-effective management.

Strategy Indices deliberately deviate from market capitalization in their weighting in order to capture factor premiums or reduce the investment risk. FTSE RAFI Index constituents are weighted using a composite of fundamental factors (total cash dividends, free cash flow, total sales and book equity value). Consequently the indices are less prone to excessive concentration arising from market fads, which can result in over-exposure to individual companies, sectors or countries.

Fund facts

Fund manager

Credit Suisse Asset Management (Schweiz) AG,
Index Solutions Team

Fund manager since 21.12.2018

Location Zurich

Management company Credit Suisse Fund Management S.A.

Fund domicile Luxembourg

Fund currency USD

Close of financial year 31. Dec

Total net assets (in millions) 22,45

Inception date 30.01.2017

Ongoing charge ³⁾ 0,40%

Subscription spread (remains within the fund) in % 0,18

Redemption spread (remains within the fund) in % 0,27

Subscription / Redemption Cut-Off 15:00/15:00

Benchmark (BM) FTSE RAFI Emerging (NR)

Benchmark (BM) Bloomberg Ticker TFREMNU

Unit Class **Category FB**
(capital growth)

Unit class currency EUR

ISIN number LU1419777336

Bloomberg ticker CSIEFBE LX

Net Asset Value 106,37

Redemptions Daily

Sales registration:

Australia (Wholesale Clients), Austria, France, Germany, Great Britain, Ireland, Italy, Liechtenstein, Luxembourg, Netherlands, Singapore (Institutional Investors), Spain, Sweden, Switzerland

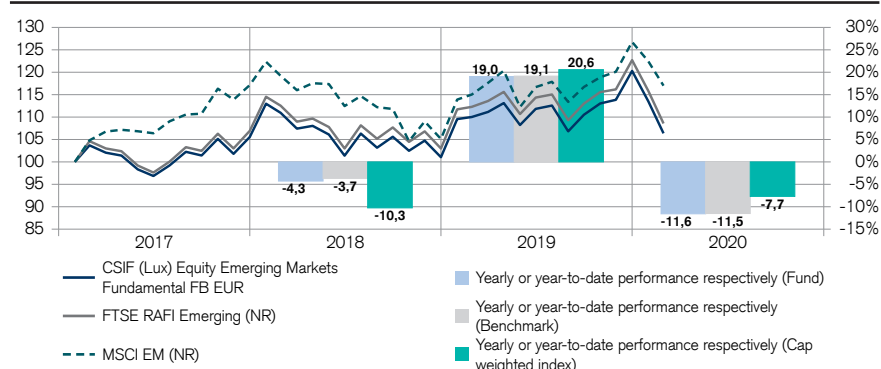
Fund Statistics

	1 year	3 years
Annualized volatility in %	14,30	12,72
Tracking Error (Ex post)	0,32	0,27
Beta	1,01	1,00

Number of holdings

Fund	350
Benchmark	359

Net performance in EUR (rebased to 100) and yearly performance ²⁾



Net performance in EUR ²⁾

	1 month	3 months	YTD	1 year	3 years	5 years
Fund	-6,29	-6,57	-11,58	-3,32	2,58	-
FTSE RAFI Emerging (NR)	-6,27	-6,55	-11,52	-3,31	3,78	-
MSCI EM (NR) ⁴⁾	-4,43	-2,58	-7,69	1,71	11,63	-

Sectors in %

	Fund	Benchmark
Financials	36,80	37,03
Oil & Gas	15,48	15,46
Technology	11,49	11,54
Basic Materials	8,27	8,38
Telecommunications	7,27	7,24
Industrials	6,08	6,19
Consumer Services	5,52	5,75
Consumer Goods	4,97	4,91
Utilities	2,49	2,75
Others	1,63	0,75

Currencies in %

	Fund	Benchmark
HKD	31,62	31,72
TWD	15,13	15,23
BRL	12,59	12,42
RUB	10,25	10,25
INR	8,28	8,31
ZAR	5,96	5,98
MXN	3,97	3,96
USD	3,65	3,04
THB	3,02	3,03
Others	5,53	6,07

Countries in %

	Fund	Benchmark
China	34,66	34,75
Taiwan	15,10	15,23
Brazil	12,42	12,42
Russia	10,36	10,25
India	8,26	8,31
South Africa	5,96	5,98
Mexico	3,95	3,96
Thailand	3,01	3,03
Turkey	2,09	2,09
Others	4,20	3,97

Top 10 holdings in %

Taiwan Semiconductor Manufacturing Co Ltd	5,01
China Construction Bank	4,65
Industrial and Commercial BK China	3,18
NK Lukoil Pao	2,65
Bank of China Ltd	2,22
Gazprom	2,11
China Mobile	1,92
Sberbank Rossii	1,82
Vale	1,46
Itau Unibanco Holding SA	1,43
Total	26,43

¹⁾ The calculation of the risk indicator is based on the Committee of European Securities Regulators/10-673 Directive. The risk indicator is based on historic and partly simulated data; it cannot be used to predict future developments. The classification of the Fund may change in future and does not represent a guarantee. A classification into category 1 is not a risk-free investment either.

²⁾ Historical performance indications and financial market scenarios are no reliable indicators of future performance. The performance data do not take into account the commissions and costs incurred on the issue and redemption of fund units.

³⁾ The calculation of the ongoing charge is based on the Committee of European Securities Regulators/10-674 Directive. For a maximum of 12 months from December 31, 2018, the ongoing charges figure is based on estimated expenses. From December 2019, the ongoing charges figure is based on last year's expenses for the year ending December 2019. It excludes performance fees and portfolio transaction costs, except in the case of an entry/exit charge paid by the Fund when buying or selling shares/units in another collective investment undertaking.

⁴⁾ Official benchmark of the presented share class is FTSE RAFI Emerging (NR). MSCI EM (NR) is used for comparison purposes only.

CREDIT SUISSE

CSIF (Lux) Equity Emerging Markets Fundamental

February 28, 2020
Spain

Class FB EUR

ESG Rating vs Benchmark ⁵⁾

	ESG	E	S	G
Fund	BBB	BBB	BBB	BB
BM	BBB	BBB	BBB	BB

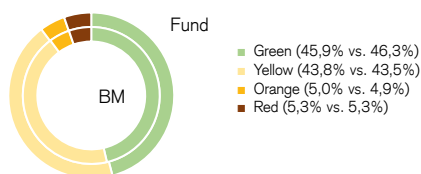
Portfolio Summary ⁶⁾

This fund does not invest in companies which are involved in the development or production of nuclear, biological, and chemical warfare agents, anti-personnel mines and cluster bombs according to the exclusion list from the Swiss Association for Responsible Investments (SVVK - ASIR).

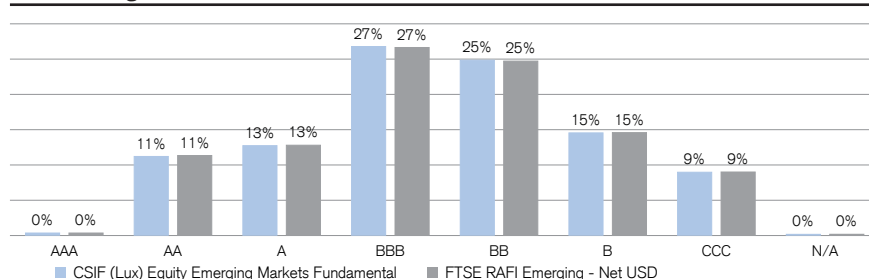
Applied ESG Characteristics

<input type="checkbox"/> ESG Benchmark	<input type="checkbox"/> Exclusion Criteria	<input checked="" type="checkbox"/> Proxy Voting
<input checked="" type="checkbox"/> ESG Reporting	<input type="checkbox"/> ESG Integration	<input checked="" type="checkbox"/> Engagement

ESG Controversies Flag ⁷⁾



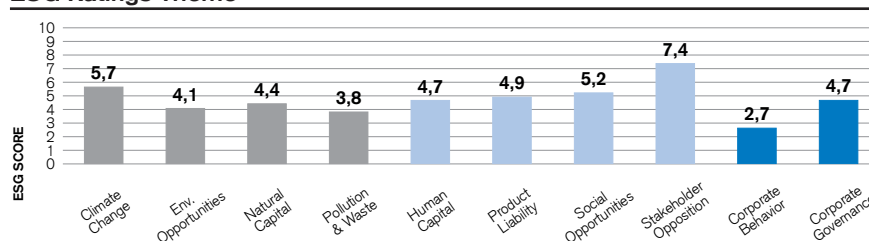
ESG Rating in Percent vs Benchmark ⁸⁾



ESG Breakdown ⁹⁾

	Score
Overall Score	4,3
Environment	4,7
Climate Change	5,7
Env. Opportunities	4,1
Natural Capital	4,4
Pollution & Waste	3,8
Social	4,9
Human Capital	4,7
Product Liability	4,9
Social Opportunities	5,2
Stakeholder Opposition	7,4
Governance	3,9
Corporate Behavior	2,7
Corporate Governance	4,7

ESG Ratings Theme ⁹⁾



Top 10 Holdings

Holding Name	Weight	ESG Rating	Cont.Flag	E	S	G
TSMC	5,0%	AA				
China Construction Bank Corporation	4,7%	BBB				
Industrial and Commercial Bank of China Limited	3,2%	BB				
Oil company LUKOIL PJSC	2,7%	BBB				
Bank of China Limited	2,2%	BB				
Public Joint-Stock Company Gazprom	2,1%	BBB				
China Mobile Limited	1,9%	BB				
Sberbank Russia OJSC	1,8%	BB				
Vale S.A.	1,5%	CCC				
Itau Unibanco Holding S.A.	1,4%	BBB				

Legend

5) ESG Rating which is provided by MSCI ESG, is measured on a scale from AAA (highest rating) to CCC (lowest rating). The rating is based on the underlying company's exposure to industry specific sustainability risks and their ability to mitigate those risks relative to their peers. The overall portfolio rating is calculated on an industry relative basis while the underlying individual E, S and G ratings are absolute. Hence, the overall rating cannot be seen as an average of the individual E, S and G ratings.

6) The SVVK-ASIR exclusions are applicable to in-house funds and products only. They do not apply to external funds and ETF's.

7) ESG Controversies Flag is designed to provide timely and consistent assessments of ESG controversies involving publicly traded companies and fixed income issuers. A controversy case is typically a one-off event such as an environmental oil spill, an accident, or allegations such as safety issues in a production facility. The colour indicator, which spans from red to green, indicates the most severe involvement (red) to the least involved (green) in any controversies.

8) ESG Ratings represents the ESG Rating breakdown in percentage in an absolute view or relative to a benchmark.

9) The Overall ESG Quality Score does not correspond directly to the presented underlying Environment, Social and Governance Pillar scores. The Pillar scores are derived on an absolute basis, while the Overall ESG Quality Score is adjusted to reflect the industry-specific level of sustainability risk exposure. Since Pillar scores are absolute, and Overall scores are relative, the first cannot be averaged to derive the latter. ESG Themes represent a break-down of individual E, S and G scores. All scores and its' components are rated on a scale of 0-10 (provided by MSCI), where 0 is very poor and 10 is very good.

© 2020 MSCI ESG Research LLC. Reproduced by permission. Although Credit Suisse Asset Management information providers, including without limitation, MSCI ESG Research LLC and its affiliates (the "ESG Parties"), obtain information from sources they consider reliable, none of the ESG Parties warrants or guarantees the originality, accuracy and/or completeness of any data herein. None of the ESG Parties makes any express or implied warranties of any kind, and the ESG Parties hereby expressly disclaim all warranties of merchantability and fitness for a particular purpose, with respect to any data herein. None of the ESG Parties shall have any liability for any errors or omissions in connection with any data herein. Further, without limiting any of the foregoing, in no event shall any of the ESG Parties have any liability for any direct, indirect, special, punitive, consequential or any other damages (including lost profits) even if notified of the possibility of such damages.

Potential risks

The Fund's risk and reward profile does not reflect the risk inherent in future circumstances that differ from what the Fund has experienced in the recent past. This includes the following events which are rare but can have a large impact.

- Liquidity risk: Assets cannot necessarily be sold at limited cost in an adequately short timeframe. Part of the Fund's investments may be prone to limited liquidity. The Fund will endeavor to mitigate this risk by various measures.
- Operational risk: Deficient processes, technical failures or catastrophic events may cause losses.
- Political and Legal risks: Investments are exposed to changes of rules and standards applied by a specific country. This includes restrictions on currency convertibility, the imposing of taxes or controls on transactions, the limitations of property rights or other legal risks. Investments in less developed financial markets may expose the Fund to increased operational, legal and political risk.

This section is not exhaustive, for more risks, please refer to the Prospectus.

Exclusion of controversial weapons producers ¹⁰⁾

Credit Suisse Index Funds will no longer invest in companies which are involved in the development or production of nuclear, biological, and chemical warfare agents, anti-personnel mines and cluster bombs. Hence we position ourselves in line with the exclusion list from the Swiss Association for Responsible Investments (SVVK - ASIR). The tracking quality of our index funds remains broadly unchanged by these exclusions.

10) The exclusions of the Swiss association for responsible investments (SVVK-ASIR) apply only to in-house funds and products. External funds, ETFs, and futures are not included.

Contact

Credit Suisse Asset Management (Switzerland) Ltd
Index Solutions
+41 (0)44 334 41 41/+41 (0)44 332 32 00
index.solutions@credit-suisse.com

Data sources: Credit Suisse, otherwise specified.

The information provided herein constitutes marketing material. It is not investment advice or otherwise based on a consideration of the personal circumstances of the addressee nor is it the result of objective or independent research. The information provided herein is not legally binding and it does not constitute an offer or invitation to enter into any type of financial transaction.

The information provided herein was produced by Credit Suisse Group AG and/or its affiliates (hereafter "CS") with the greatest of care and to the best of its knowledge and belief.

The information and views expressed herein are those of CS at the time of writing and are subject to change at any time without notice. They are derived from sources believed to be reliable.

CS provides no guarantee with regard to the content and completeness of the information and does not accept any liability for losses that might arise from making use of the information. If nothing is indicated to the contrary, all figures are unaudited. The information provided herein is for the exclusive use of the recipient.

Neither this information nor any copy thereof may be sent, taken into or distributed in the United States or to any U. S. person (within the meaning of Regulation S under the US Securities Act of 1933, as amended).

It may not be reproduced, neither in part nor in full, without the written permission of CS.

Equities are subject to market forces and hence fluctuations in value, which are not entirely predictable. Emerging market investments usually result in higher risks such as political, economic, credit, exchange rate, market liquidity, legal, settlement, market, shareholder and creditor risks. Emerging markets are located in countries that possess one or more of the following characteristics: a certain degree of political instability, relatively unpredictable financial markets and economic growth patterns, a financial market that is still at the development stage or a weak economy.

CSIF (Lux) Equity Emerging Markets Fundamental FB EUR: This fund is domiciled in Luxembourg. The representative in Switzerland is Credit Suisse Funds AG, Zurich. The paying agent in Switzerland is Credit Suisse (Schweiz) AG, Zurich. The prospectus, the simplified prospectus and/or the Key Investor Information Document (KIID) and the annual and half-yearly reports may be obtained free of charge from the representative or from any branch of Credit Suisse AG in Switzerland.

Important information for investors in Spain

The fund CSIF (Lux) Equity Emerging Markets Fundamental FB EUR is registered at the Comisión Nacional del Mercado de Valores for distribution in Spain by registered distributors. The prospectus, the key investor information document or the document replacing it in the home country of the fund, the management regulations or bylaws and the annual and/or semi-annual reports are available free of charge from registered distributors, such as Credit Suisse International, Sucursal en España and/or Credit Suisse AG, Sucursal en España, with registered office at calle Ayala 42, 28001 Madrid, España. Investors should carefully read and analyze the mentioned documents, if necessary with the help of a professional advisor. In Spain, this material is distributed by CS AG, Sucursal en España.

Copyright © 2020 Credit Suisse Group AG and/or its affiliates. All rights reserved.