

Man GLG Innovation Equity Alternative



MONTHLY SUMMARY REPORT: 29 SEPTEMBER 2023

REPORTING CLASS: Man GLG Innovation Equity Alternative DN USD

FUND DESCRIPTION


The Fund aims to provide investors with absolute returns by investing primarily in shares and related instruments of companies globally with a long-short approach. The Fund will gain exposure to shares on markets listed globally. The Investment Manager will focus on companies that operate in sectors which are susceptible to the impact of change and innovation. The Investment Manager selects the companies in which to invest on the basis of detailed screening criteria which seeks to identify companies whose shares have been mispriced. The Fund will typically be primarily invested in large capitalisation companies. The fund will primarily invest in listed equities globally including, without limitation, common stock and other equity and equity-linked securities. It may also invest in rights, currencies, money market instruments, debt securities, other funds, cash, other liquid assets and actively use FDI to achieve the investment objective. The Fund is actively managed.

A complete description of fund aims is set out in the fund's prospectus.

FUND RISKS

The value of your investment and the income from it may rise as well as fall and you may not get back the amount originally invested. Prior to investing in the Fund investors should carefully consider the risks associated with investing, whether the Fund suits their investment requirements and whether they have sufficient resources to bear any losses which may result from an investment in the Fund. Investors should only invest if they understand the terms on which the Fund is offered. Investors should consider the following risks and where appropriate seek professional advice before investing: **Investment Objective Risk, Market Risk, Counterparty Risk, Currency Risk, Liquidity Risk, Financial Derivatives Instruments, Leverage Risk, Single (limited) Industries**. More details can be found in the risk glossary. **Prior to making investments investors should read and consider the fund's offering documents.**

SYNTHETIC RISK & REWARD INDICATOR (SRRI)



See Glossary for an explanation of the SRRI Calculation

MORNINGSTAR RATING™

★★★★

FUND DETAILS

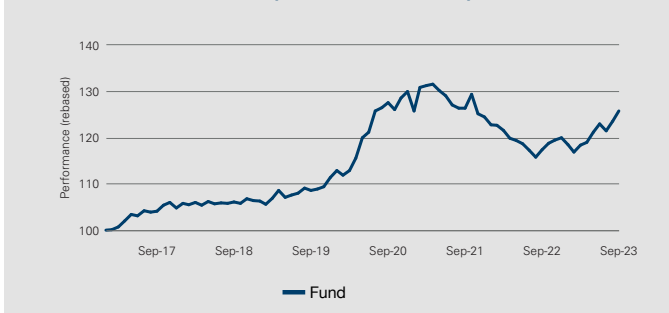
Inception Date¹	04 January 2017
Fund Size	USD 89,653,833
Portfolio Manager(s)	Mike Corcell, Alex Robarts
Structure	UCITS
Domicile	Ireland
Valuation Frequency	Daily
Dealing Frequency	Daily
Subscriptions	Before 13:00 (Dublin) on dealing date
Redemptions	Before 13:00 (Dublin) on dealing date
Investment Type	Accumulating
Ongoing Charge Figure (OCF)¹	2.16%
Performance Fee¹	20.00%
SFDR Classification	Article 8

¹ Refers to the reporting share class only. Other classes may differ.

DISCRETE PERFORMANCE

Reporting Class	28 Sep 18 - 30 Sep 19	30 Sep 19 - 30 Sep 20	30 Sep 20 - 30 Sep 21	30 Sep 21 - 30 Sep 22	30 Sep 22 - 29 Sep 23
Reporting Class	2.38%	17.43%	-0.91%	-7.13%	7.17%

PERFORMANCE CHART (SINCE INCEPTION)



Source: Man Group plc (29 September 2023)

PERFORMANCE RETURNS

	Reporting Shareclass
1 Month	1.80%
3 Months	2.32%
6 Months	6.27%
YTD	4.85%
1 Year	7.17%
3 Years	-1.37%
5 Years	18.57%
Since Inception	27.00%

Past Performance is not indicative of future performance. Returns may increase or decrease as a result of currency fluctuations. Performance data is shown net of the reporting class Ongoing Charge Figure (or TER), performance fees and transaction costs and gross of taxes with gross dividend income reinvested, and does not take into account sales and redemption charges where such costs are applicable. Other share classes may charge different fees. **This is a marketing communication.**

PERFORMANCE STATISTICS (SINCE INCEPTION)

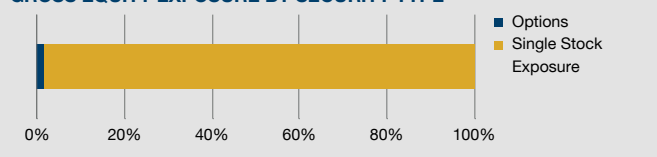
	Reporting Shareclass
Annualised Return	3.61%
Annualised Volatility	4.62%

The Fund may be regarded as promoting, among other characteristics, environmental and social characteristics within the meaning of Article 8 of SFDR. The Investment Manager applies an exclusion list which prevents it from investing in controversial stocks or industries which may be related to arms and munitions, nuclear weapons, tobacco and companies which have moderate to significant amount of revenues associated with coal production. In addition, the Investment Manager will typically exclude companies that are determined to be in non-compliance with the United Nations Global Compact.

HEADLINE EQUITY EXPOSURE

	End of Month Exposure	No of positions
Gross	86.72%	49
Net	7.81%	49
Long Positions	47.27%	16
Short Positions	39.46%	33

GROSS EQUITY EXPOSURE BY SECURITY TYPE



TOP 10 EQUITY EXPOSURE BY COUNTRY

	Long Positions	Short Positions
United States	37.78%	33.38%
Canada	9.49%	5.51%
China	0.00%	0.57%

EQUITY EXPOSURE BY SECTOR

	Long Positions	Short Positions
Communication Services	0.00%	1.10%
Consumer Discretionary	8.15%	19.37%
Consumer Staples	1.29%	4.17%
Energy	7.44%	0.00%
Financials	2.77%	0.54%
Health Care	1.49%	0.00%
Industrials	15.82%	6.46%
Information Technology	3.34%	3.76%
Materials	6.97%	0.00%
Real Estate	0.00%	4.06%

TOP 10 LONG STOCKS^

	Exposure
GFL ENVIRONMENTAL INC	7.44%
AMAZON.COM, INC.	5.56%
CRH PUBLIC LIMITED COMPANY	4.53%
XPO, INC.	3.38%
FAIR ISAAC CORP	3.34%
NOBLE CORPORATION PLC	3.25%
TECHNIPFMC PLC	3.03%
UBER TECHNOLOGIES, INC.	3.00%
INTERCONTINENTALEXCHANGE GROUP	2.77%
SHERWIN-WILLIAMS CO/THE	2.44%

TOP 10 SHORT STOCKS^

	Exposure
Consumer Discretionary	4.14%
Industrials	3.20%
Consumer Discretionary	2.37%
Industrials	2.05%
Consumer Staples	2.00%
Real Estate	1.87%
Information Technology	1.76%
Real Estate	1.62%
Consumer Discretionary	1.61%
Consumer Discretionary	1.51%

EQUITY EXPOSURE BY MARKET CAP

	Long Positions	Short Positions
\$50Bn +	15.06%	12.13%
\$10Bn - \$50Bn	19.89%	16.81%
\$2Bn - \$10Bn	9.66%	9.25%
\$0.25Bn - \$2Bn	2.65%	1.26%

POSITION CONCENTRATION

Top 10	40.87%
Top 20	61.80%
Top 30	75.24%

HISTORICAL PERFORMANCE

	Jan	Feb	Mar	Apr	May	Jun	Jul	Aug	Sep	Oct	Nov	Dec	YTD
2017	0.93%	0.11%	0.57%	1.30%	1.36%	-0.23%	1.00%	-0.23%	0.15%	1.30%	0.54%	-1.17%	5.75%
2018	1.02%	-0.36%	0.47%	-0.50%	0.70%	-0.43%	0.22%	-0.11%	0.28%	-0.27%	0.95%	-0.45%	1.50%
2019	-0.08%	-0.63%	1.25%	1.58%	-1.42%	0.53%	0.39%	0.94%	-0.37%	0.20%	0.47%	1.82%	4.72%
2020	1.40%	-0.87%	0.81%	2.47%	3.77%	1.02%	3.82%	0.55%	0.82%	-1.13%	1.98%	1.07%	16.73%
2021	-3.25%	4.10%	0.28%	0.22%	-1.04%	-0.89%	-1.51%	-0.58%	0.03%	2.36%	-3.22%	-0.59%	-4.23%
2022	-1.39%	-0.04%	-0.92%	-1.43%	-0.35%	-0.60%	-1.22%	-1.24%	1.37%	1.22%	0.53%	0.46%	-3.61%
2023	-1.30%	-1.28%	1.25%	0.51%	1.82%	1.48%	-1.24%	1.77%	1.80%	-	-	-	4.85%

NAV TABLE

Class	NAV	2020	2021	2022	ISIN	Minimum Initial	Minimum Additional	Entry Charge‡	Redemption Fee (Up to)	OCF	Performance Fee
DN USD	127.00	16.73%	-4.23%	-3.61%	IE00BDRKSX26	1,000	-	N/A	N/A	2.16%	20.00%
DN H CHF	109.83	15.10%	-5.23%	-5.83%	IE00BDRKSS72	1,000	-	N/A	N/A	2.17%	20.00%
DN H EUR	112.60	15.33%	-5.06%	-5.47%	IE00BDRKST89	1,000	-	N/A	N/A	2.16%	20.00%
DNF H EUR	107.36	-	-4.56%	-5.02%	IE00BDRKSY33	1,000	-	N/A	N/A	1.66%	20.00%
IN H CHF	114.15	15.74%	-4.47%	-5.18%	IE00BDRKT060	1,000,000	-	N/A	N/A	1.42%	20.00%
IN H EUR	117.12	15.99%	-4.40%	-4.80%	IE00BDRKT177	1,000,000	-	N/A	N/A	1.41%	20.00%
IN H GBP	125.77	16.73%	-3.84%	-3.27%	IE00BDRKT284	1,000,000	-	N/A	N/A	1.42%	20.00%
IN H SEK	119.68	16.02%	-4.15%	-4.20%	IE00BDRKT409	5,000,000	-	N/A	N/A	1.43%	20.00%
IN USD	132.89	17.43%	-3.51%	-2.95%	IE00BDRKT516	1,000,000	-	N/A	N/A	1.42%	20.00%
INF H EUR	121.68	16.48%	-3.84%	-4.26%	IE00BDRKT623	1,000,000	-	N/A	N/A	0.91%	20.00%
INF H GBP	128.22	17.19%	-3.27%	-2.72%	IE00BYX7RF96	1,000,000	-	N/A	N/A	0.91%	20.00%
INF USD	134.68	17.95%	-3.12%	-2.40%	IE00BDRKT730	1,000,000	-	N/A	N/A	0.91%	20.00%
INU H EUR	111.78	16.15%	-3.91%	-4.53%	IE00BFZ18L99	1,000,000	-	N/A	N/A	1.14%	20.00%
INU H GBP	121.81	16.93%	-3.47%	-2.99%	IE00BYP55G81	1,000,000	-	N/A	N/A	1.16%	20.00%

Model calculation (net): an investor wishes to purchase shares for Euro 1,000. With a maximum issue surcharge of 5.00%, he has to spend a one-off amount of Euro 50.00 when making the purchase. In addition, there may be custodian costs that reduce performance. The custodian costs are decided by your bank's price list and service charges.

‡Entry Charge is up to the rate indicated.

*Awards and/or ratings should not be construed as an endorsement of any Man Group company nor of their products or services. Please refer to the websites of the sponsors/issuers for information regarding the criteria on which the awards/ratings are determined.

Morningstar Medalist Rating™ & Morningstar Rating™ © Morningstar. All rights reserved. The information contained herein: (1) is proprietary to Morningstar and/or its content providers; (2) may not be copied or distributed; and (3) is not warranted to be accurate, complete or timely. Neither Morningstar nor its content providers are responsible for any damages or losses arising from any use of this information. Morningstar Rating past performance is no guarantee of future results. Where applicable, detailed information about Morningstar's Medalist Rating & the Morningstar Rating, including their methodology, is available upon request.

^The organisations and/or financial instruments mentioned are for reference purposes only. The content of this material should not be construed as a recommendation for their purchase or sale.

GLOSSARY

Annualised Return	An annualised total return is an average amount of money earned by an investment each year over a given time period. It is calculated to show what an investor would earn over a period of time if the annual return was compounded.
Annualised Volatility	Volatility is the rate and extent at which the price of a portfolio, security or index, moves up and down. If the price swings up and down with large movements, it has high volatility. If the price moves more slowly and to a lesser extent, it has lower volatility. It is used as a measure of the riskiness of an investment. Annualised volatility is an average annual amount of volatility over a given time period.
Direct Trading Strategies	These strategies are the same as for fund investments, the categories of investment strategy are 'Equity Long-Short' (e.g. specialist equity strategies with a low directional bias), 'Risk Seeking' (e.g. credit, convertible bonds, emerging markets and long biased strategies) and 'Diversifying' (e.g. global macro, managed futures and overlay or hedging strategies).
Diversifying Strategies	These strategies comprise global macro, managed futures and overlay strategies that generally have low correlation to both traditional assets and other hedge fund strategies. As such, these strategies have the potential to improve overall Sharpe ratio and provide valuable downside protection.
Entry Charge	The entry charge shown is a maximum figure and in some cases you might pay less. Please refer to your financial advisor or the distributor for the actual charges.
Equity Long/Short Strategies	These strategies are the core capital allocation of the portfolio and are typically comprised of specialist equity strategies which have a low directional bias. These strategies aim to generate uncorrelated returns that provide the portfolio with consistent capital growth for a moderate level of risk.
Long Position	A security that is bought in expectation that it will rise in value.
NAV	The Net Asset Value (NAV) represents the value per share. It is calculated by dividing the total net asset value of the fund (the value of the fund's assets less its liabilities) by the number of shares outstanding.
Ongoing Charge Figure (OCF)	The OCF is estimated and based on expenses and may vary from year to year. It includes management fees but excludes performance fees (where applicable) and portfolio transaction costs, except in the case of an entry/exit charge paid by the Fund when buying or selling units in another sub-fund. The charges you pay are used to pay the costs of running the Fund, including the costs of marketing and distributing it. These charges reduce the potential growth of your investment.
Performance Fee	The payment made to an Investment Manager if certain performance levels are achieved (often over and above any levels set out in the investment objective) within a set time period. Please refer to the fund's prospectus for a complete description.
Redemption Fee	This is the maximum amount by which your investment may be reduced prior to the proceeds being paid out.
Risk-seeking Strategies	These strategies include more opportunistic and directional based strategies such as emerging markets, credit and long-biased. These strategies provide the portfolio with additional return potential and the ability to capitalise on attractive sector/market opportunities.
Sharpe Ratio	The Sharpe Ratio is a measure for calculating risk-adjusted return, and has become the industry standard for such calculations. The Sharpe Ratio is the average return earned in excess of the risk-free rate per unit of volatility or total risk. The higher the ratio the better, with a number greater than 1 usually considered good, a number greater than 2 considered very good and a ratio of 3 or higher considered excellent. As it is an absolute measure of risk-adjusted return, negative Sharpe Ratios can be misleading and are therefore shown as N/A.
Short Position	Fund managers use this technique to borrow a security and then sell it with the intention of buying it back for less when the price falls. The position profits if the security falls in value. Within UCITS funds, derivatives – such as contracts for difference (CFDs) – can be used to simulate a short position.
Synthetic Risk & Reward Indicator (SRRI)	Featured on the Key Investor Information Document (KIID), the SRRI is a measure of the overall risk and reward profile of a fund. Funds are categorised on a scale from 1 to 7 where 1 is the lowest risk and 7 is the highest. Typically, the SRRI is derived from the volatility of past returns over a 5-year period. Investors should be aware the indicator is based on historical data and may not be a reliable indication of the future risk profile of the Fund. The lowest category does not mean risk free.
YTD	Year-to-date.

RISK GLOSSARY

Investment Objective Risk	- There is no guarantee that the Fund will achieve its investment objective.
Market Risk	- The Fund is subject to normal market fluctuations and the risks associated with investing in international securities markets. Therefore, the value of your investment and the income from it may rise as well as fall and you may not get back the amount originally invested.
Counterparty Risk	- The Fund will be exposed to credit risk on counterparties with which it trades in relation to on-exchange traded instruments such as futures and options and where applicable, 'over-the-counter' ("OTC", "non-exchange") transactions. OTC instruments may also be less liquid and are not afforded the same protections that may apply to participants trading instruments on an organised exchange.
Currency Risk	- The value of investments designated in another currency may rise and fall due to exchange rate fluctuations. Adverse movements in currency exchange rates may result in a decrease in return and a loss of capital. It may not be possible or practicable to successfully hedge against the currency risk exposure in all circumstances.
Liquidity Risk	- The Fund may make investments or hold trading positions in markets that are volatile and which may become illiquid. Timely and cost efficient sale of trading positions can be impaired by decreased trading volume and/or increased price volatility.
Financial Derivatives Instruments	- The Fund will invest financial derivative instruments ("FDI") (instruments whose prices are dependent on one or more underlying asset) to achieve its investment objective. The use of FDI involves additional risks such as high sensitivity to price movements of the asset on which it is based. The extensive use of FDI may significantly multiply the gains or losses.
Leverage Risk	- The Fund's use of FDI may result in increased leverage which may lead to significant losses.
Single (limited) Industries	- The Fund focusses on single [or a limited number of] industries therefore, may be susceptible to greater risks and market fluctuations than investment in a broader range of investments covering different economic sectors
A complete description of risks is set out in the Fund's prospectus.	

Important information

This material is of a promotional nature.

The Fund is a sub-fund of Man Funds VI plc, domiciled in Ireland and registered with the Central Bank of Ireland. Full details of the Fund's objectives, investment policy and risks are located in the Prospectus which with the Key Investor Information Document (KIID), and the Report and Accounts of the UCITS, are accessible free of charge from the local information/paying agent, from authorised distributors and from www.man.com/documents. The KIID is available in English and in an official language of the jurisdictions in which the Fund is registered for public sale. The Prospectus and the Reports and Accounts of the UCITS can be obtained in English. In Switzerland, the Prospectus is also available in German.

In Spain: Full prospectuses, KIIDs, statutes and annual and semi-annual accounts of the investment products are available free of charge at the offices of the Spanish distributors authorised in Spain. A list of the Spanish distributors authorised and their contact details can be obtained on the Comisión Nacional del Mercado de Valores ("CNMV") website: www.cnmv.es. Man Funds VI plc: The sub-funds mentioned herein are authorised to be marketed to the public in Spain and belong to the Man Funds VI plc that is registered in the Comisión Nacional del Mercado de Valores (hereinafter the "CNMV") with the number 882.

In order to fulfil the fund's objectives the Prospectus allows the manager the ability to invest principally in units of other collective investment schemes, bank deposits, derivatives contracts designed with the aim of gaining short term exposure to an underlying stock or index at a lower cost than owning the asset, or assets aiming to replicate a stock or debt securities index.

The value of an investment and any income derived from it can go down as well as up and investors may not get back their original amount invested. Alternative investments can involve significant additional risks.

This material is for information purposes only and does not constitute an offer or invitation to invest in any product for which any Man Group plc affiliate provides investment advisory or any other services. It is not contractually binding nor does it represent any information required by any legislative provision. Prior to making any investment decisions, investors should read and consider the fund's offering documents.

Opinions expressed are those of the author as of the date of their publication, and are subject to change.

Some statements contained in these materials concerning goals, strategies, outlook or other non-historical matters may be "forward-looking statements" and are based on current indicators and expectations at the date of their publication. We undertake no obligation to update or revise them. Forward-looking statements are subject to risks and uncertainties that may cause actual results to differ materially from those implied in the statements.

Distribution of this material and the offer of shares may be restricted and the minimum subscription amount may be higher in certain jurisdictions. The product(s) mentioned within this material (i) may not be registered for distribution in your jurisdiction, and (ii) may only be available to professional or otherwise qualified investors or entities. It is important that distributors and/or potential investors are able to ensure compliance with local regulations prior to making a subscription. Please refer to the offering documentation for additional information.

Unless stated otherwise the source of all information is Man Group plc and its affiliates as of the date on the first page of this material.

Unless stated otherwise the source of all market data is Man Group Database and Bloomberg.

Further information on the sustainability-related aspects of the Fund can be found via the Fund information page at <https://www.man.com/prices-and-performance>. Additional information on responsible investing can be found at <https://www.man.com/responsible-investment>.

This material was prepared by GLG LLC ("GLG"), an investment adviser registered with the United States Securities and Exchange Commission ("SEC"). GLG is registered with the SEC as an investment adviser and as a commodity pool operator with the U.S. Commodity Futures Trading Commission ("CFTC") and a member of the National Futures Association ("NFA"). The registrations and membership described above in no way imply a certain level of skill or training, or that the SEC, CFTC, or NFA have endorsed GLG LLC. This material is distributed pursuant to global distribution and advisory agreements by subsidiaries and consultants of Man Group plc ("Marketing Entities"). Specifically, in the following jurisdictions:

Australia: To the extent this material is distributed in Australia it is communicated by Man Investments Australia Limited ABN 47 002 747 480 AFSL 240581, which is regulated by the Australian Securities & Investments Commission (ASIC). This information has been prepared without taking into account anyone's objectives, financial situation or needs.

Austria/Germany/Liechtenstein: To the extent this material is used in Austria/Germany/Liechtenstein, the communicating entity is Man (Europe) AG, which is authorised and regulated by the Liechtenstein Financial Market Authority (FMA). Man (Europe) AG is registered in the Principality of Liechtenstein no. FL-0002.420.371-2. Man (Europe) AG is an associated participant in the investor compensation scheme, which is operated by the Deposit Guarantee and Investor Compensation Foundation PCC (FL-0002.039.614-1) and corresponds with EU law. Further information is available on the Foundation's website under www.eas-liechtenstein.li. A number of the Fund's share classes are registered for distribution to professional and non-professional investors in Austria/Germany/Liechtenstein. The Fund's documentation can be obtained in German free of charge from the relevant paying agent. In Austria: Raiffeisen Bank International AG, Am Stadtpark 9, 1030 Wien. In Germany: BHF-BANK Aktiengesellschaft, Bockenheimer Landstrasse 10, 60323 Frankfurt am Main. In Liechtenstein: LGT Bank AG, Herrengasse 12, FL-9460 Vaduz.

European Economic Area: Unless indicated otherwise this material is communicated in the European Economic Area by Man Asset Management (Ireland) Limited ("MAMIL") which is registered in Ireland under company number 250493 and has its registered office at 70 Sir John Rogerson's Quay, Grand Canal Dock, Dublin 2, Ireland. MAMIL is authorised and regulated by the Central Bank of Ireland under number C22513.

Hong Kong SAR: To the extent this material is distributed in Hong Kong SAR, this material is communicated by Man Investments (Hong Kong) Limited and has not been reviewed by the Securities and Futures Commission in Hong Kong.

Switzerland: To the extent the material is made available in Switzerland the communicating entity is:

- For Clients (as such term is defined in the Swiss Financial Services Act): Man Investments (CH) AG, Huobstrasse 3, 8808 Pfäffikon SZ, Switzerland. Man Investment (CH) AG is regulated by the Swiss Financial Market Supervisory Authority ("FINMA"); and
- For Financial Service Providers (as defined in Art. 3 d. of FINSA, which are not Clients): Man Investments AG, Huobstrasse 3, 8808 Pfäffikon SZ, Switzerland, which is regulated by FINMA.

The Fund has been registered for offering to non-qualified investors with FINMA. The Swiss representative is Man Investments AG. The Swiss paying agent is RBC Investor Services Bank S.A., Esch-sur Alzette, Zurich Branch, Badenerstrasse 567, P.O. Box 1292, CH-8048 Zurich, Switzerland. The Prospectus / Offering Memorandum, the Key Investor Information Document, the Articles of the Fund and the annual financial statements of the Fund may be obtained free of charge from the Swiss Representative. In respect of the Shares distributed / offered in or from Switzerland, the place of performance and the place of jurisdiction are at the registered office of the Swiss Representative in Switzerland.

United Kingdom: Unless indicated otherwise this material is communicated in the United Kingdom by Man Solutions Limited ("MSL") which is an investment company as defined in section 833 of the Companies Act 2006. MSL is registered in England and Wales under number 3385362 and has its registered office at Riverbank House, 2 Swan Lane, London, EC4R 3AD, United Kingdom. MSL is authorised and regulated by the UK Financial Conduct Authority (the "FCA") under number 185637.

If you wish to complain please contact MAMIL ("The Manager") to obtain a copy of the complaints procedure which is available in English. If you are not satisfied with the final response resolution you may be able to refer your complaint to an Alternative Dispute Resolution Authority (ADR). For more information please refer to man.com/contact. Alternatively, in the EEA, you can find more information about local ADRs and find a complaint form in your local language on the Financial Dispute Resolution network (FIN-NET) section of the European Commission website (https://ec.europa.eu/info/business-economy-euro/banking-and-finance/consumer-finance-and-payments/retail-financial-services/financial-dispute-resolution-network-fin-net_en).

Please note that at any time the Manager or the Management company retains the right to terminate arrangements for the marketing of the Fund.

This material is not suitable for US persons.

This material is proprietary information and may not be reproduced or otherwise disseminated in whole or in part without prior written consent. Any data services and information available from public sources used in the creation of this material are believed to be reliable. However accuracy is not warranted or guaranteed. © Man 2023

SHAREHOLDER SERVICES

Name	BNY Mellon Fund Services (Ireland) Designated Activity Company
Address	Cork Airport Business Park, Unit 6100, Avenue 6000, Cork Ireland
Telephone	353-21-438-0000
Fax	-
Email	man.shareholderservicing@bnymellon.com

Investment Manager	GLG Partners LP
Custodian	BNY Mellon Trust Company (Ireland) Limited
Administrator	BNY Mellon Fund Services (Ireland) Designated Activity Company
Management Company	Man Asset Management (Ireland) Limited