

Man GLG Global Emerging Markets Bond



MONTHLY SUMMARY REPORT: 29 DECEMBER 2017

REPORTING CLASS: Man GLG Global Emerging Markets Bond D C USD

FUND AIM

Man GLG Global Emerging Markets Bond invests primarily in emerging market sovereign ('government') and quasi-sovereign bonds denominated in hard currency aiming to take advantage of the high yield potential. The reference index broadly represents the intended characteristics of the Fund with regard to potential investments, currency, maturity, country and credit ratings. The Fund has the flexibility to invest in issuers not included in the reference index and may actively use derivatives (ie instruments whose prices are dependent on one or more underlying assets) to achieve its investment objective.

The Investment Manager may alter the reference index from time to time to any other index without notice.

A complete description of fund aims is set out in the fund's prospectus.

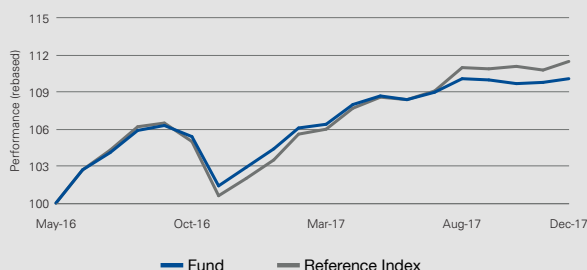
FUND RISKS

The value of your investment and the income from it may rise as well as fall and you may not get back the amount originally invested. Prior to investing in the Fund investors should carefully consider the risks associated with investing, whether the Fund suits their investment requirements and whether they have sufficient resources to bear any losses which may result from an investment in the Fund. Investors should only invest if they understand the terms on which the Fund is offered. Investors should consider the following risks and where appropriate seek professional advice before investing: **Market Risk, Currency Risk, Liquidity Risk, Financial Derivatives Instruments, Leverage Risk, Emerging Markets, Non-Investment Grade Securities.** More details can be found in the risk glossary. Prior to making investments investors should read and consider the fund's offering documents.

DISCRETE PERFORMANCE

	31 Dec 12 - 31 Dec 13	31 Dec 13 - 31 Dec 14	31 Dec 14 - 31 Dec 15	31 Dec 15 - 31 Dec 16	31 Dec 16 - 29 Dec 17
Reporting Class	N/A	N/A	N/A	N/A	7.05%
Reference Index	N/A	N/A	N/A	N/A	9.32%

PERFORMANCE CHART (SINCE INCEPTION)



Source: Man Group plc (29 December 2017)

Reference Index represented by: J.P. Morgan EMBI Global Composite

PERFORMANCE RETURNS

	Reporting Shareclass	Reference Index	Relative
1 Month	0.26%	0.63%	-0.37%
3 Months	0.16%	0.54%	-0.38%
6 Months	1.61%	2.94%	-1.33%
YTD	7.05%	9.32%	-2.27%
1 Year	7.05%	9.32%	-2.27%
3 Years	N/A	N/A	N/A
5 Years	N/A	N/A	N/A
Since Inception	10.14%	11.54%	-1.40%

SYNTHETIC RISK & REWARD INDICATOR (SRRI)

Lower Risk Higher Risk
Typically Lower Rewards Typically Higher Rewards

1	2	3	4	5	6	7
---	---	---	---	---	---	---

See Glossary for an explanation of the SRRI Calculation

FUND DETAILS

Inception Date ¹	06 June 2016
Fund Size	USD 31,503,865
Portfolio Manager(s)	Guillermo Osses, Lisa Chua
Structure	UCITS
Domicile	Ireland
Reference Index (RI) [†]	J.P. Morgan EMBI Global Composite
Valuation Frequency	Daily
Dealing Frequency	Daily
Subscriptions	Before 12:00 (Dublin) on dealing date
Redemptions	Before 13:00 (Dublin) on dealing date
Investment Type	Accumulating
Ongoing Charge Figure (OCF) ¹	1.45%

¹ Refers to the reporting share class only. Other classes may differ.

PERFORMANCE STATISTICS (SINCE INCEPTION)

	Reporting Shareclass	Reference Index	Relative
Annualised Return	6.33%	7.19%	-0.86%
Annualised Volatility	4.76%	5.28%	-0.52%
Sharpe Ratio ²	1.10	1.15	-0.05
Correlation	0.98	N/A	N/A
Beta	0.89	N/A	N/A
Information Ratio	-0.80	N/A	N/A
Tracking Error	1.08%	N/A	N/A

² Sharpe ratio is an absolute measure of risk-adjusted return, negative Sharpe ratios are not shown as they can be misleading.

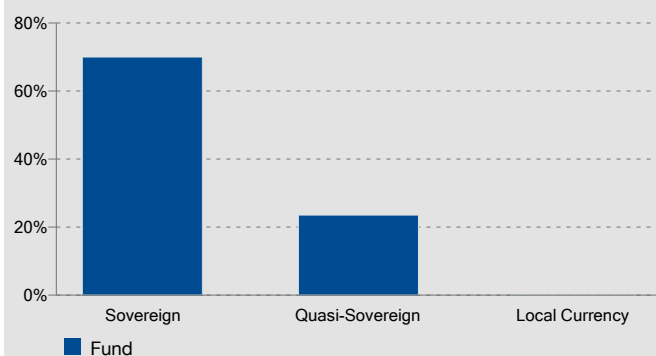
FUND STATISTICS

	Fund	Reference Index
Yield to Maturity	3.72	5.08
Duration	5.01	7.01
Spread Duration	4.82	6.99
Average Maturity	6.83	11.57
Average Rating	BBB+	BBB
Number of Securities	43	643

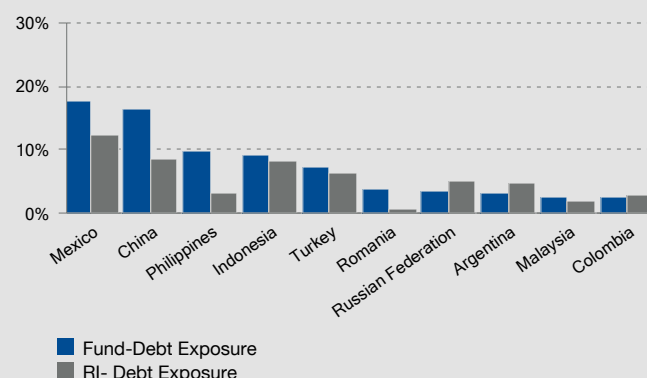
Past Performance is not indicative of future performance. Returns may increase or decrease as a result of currency fluctuations. Performance data is shown net of the reporting class Ongoing Charge Figure (or TER), performance fees and transaction costs and gross of taxes with gross dividend income reinvested, and does not take into account sales and redemption charges where such costs are applicable. Other share classes may charge different fees.

FUND ANALYSIS\$

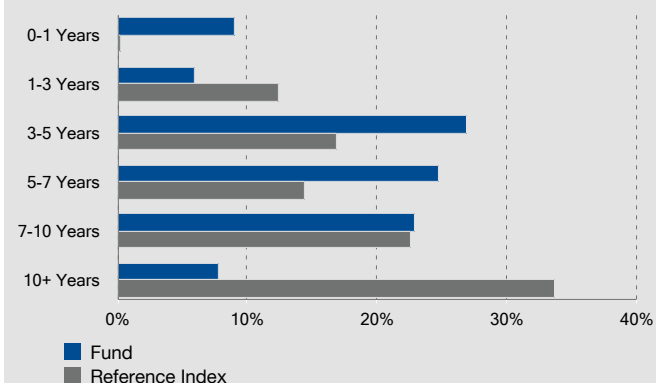
NET EMERGING MARKETS DEBT SPLIT*



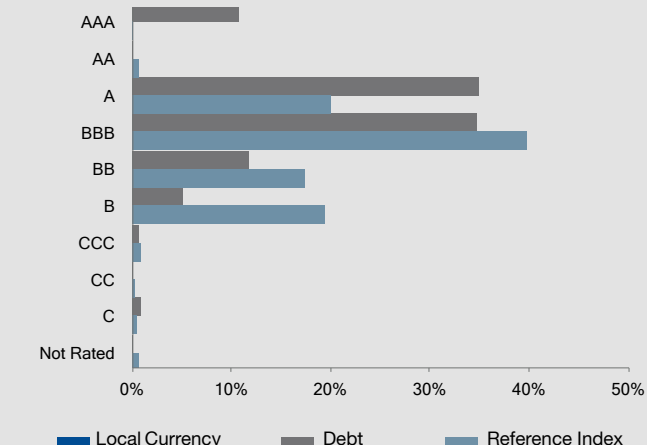
TOP 10 COUNTRY EXPOSURES*



EXPECTED LIFE BREAKDOWN



RATINGS BREAKDOWN*



TOP 10 CREDIT EXPOSURES^

Holdings	Fund Exposure	Issuer Country	Risk Currency
MEX 4 10/02/23	9.81%	Mexico	USD
CHGRID 4 1/8 05/07/24 REGS	4.74%	China	USD
PHILIP 5 1/2 03/30/26 (~~)	4.01%	Philippines	USD
ROMANI 6 3/4 02/07/22 REGS	3.75%	Romania	USD
INDON 4 7/8 05/05/21 REGS	3.42%	Indonesia	USD
RUSSIA 4 3/4 05/27/26 REGS	3.40%	Russian Federation	USD
SINOPE 3.9 05/17/22 REGS	2.99%	China	USD
INDON 4 3/4 01/08/26 REGS	2.83%	Indonesia	USD
PHILIP 4.2 01/21/24	2.82%	Philippines	USD
MEX 4 3/4 03/08/44 MTN	2.81%	Mexico	USD

HISTORICAL PERFORMANCE

	Jan	Feb	Mar	Apr	May	Jun	Jul	Aug	Sep	Oct	Nov	Dec	YTD
2016	-	-	-	-	-	2.74%	1.30%	1.79%	0.33%	-0.82%	-3.83%	1.49%	2.89%
2017	1.44%	1.66%	0.30%	1.46%	0.68%	-0.28%	0.55%	1.00%	-0.12%	-0.23%	0.13%	0.26%	7.05%

NAV TABLE

Class	NAV	2015	2016	2017	ISIN	Minimum Initial	Minimum Additional	Entry Charge†	Redemption Fee (Up to)	OCF	Performance Fee
D C USD	110.14	-	-	7.05%	IE00BYQP7R29	1,000	500	5.00%	N/A	1.45%	N/A
D C EUR	103.82	-	-	-6.07%	IE00BYQP7G14	1,000	500	5.00%	N/A	1.45%	N/A
D C GBP	118.06	-	-	-2.32%	IE00BYQP7S36	1,000	500	5.00%	N/A	1.45%	N/A
D C NOK	102.85	-	-	0.99%	IE00BZCGMZ92	5,000	2,000	5.00%	N/A	1.45%	N/A
D C SEK	110.20	-	-	-3.65%	IE00BYQP7J45	5,000	2,000	5.00%	N/A	1.45%	N/A
I C EUR	104.96	-	-	-5.46%	IE00BYQP7C75	100,000	1,000	0.00%	N/A	0.70%	N/A
I C GBP	119.37	-	-	-1.58%	IE00BYQP7D82	100,000	1,000	0.00%	N/A	0.70%	N/A
I C NOK	103.24	-	-	2.50%	IE00BZCGN017	500,000	5,000	0.00%	N/A	0.70%	N/A
I C SEK	111.51	-	-	-2.92%	IE00BYQP7F07	500,000	5,000	0.00%	N/A	0.70%	N/A
I C USD	111.70	-	-	7.78%	IE00BYQP7H21	100,000	1,000	0.00%	N/A	0.70%	N/A
I H EUR	102.02	-	-	5.55%	IE00BD1MB807	100,000	1,000	0.00%	N/A	0.70%	N/A
IF USD	10163.91	-	-	-	IE00BF0YM999	100,000	1,000	0.00%	N/A	0.40%	N/A

Model calculation (net): an investor wishes to purchase shares for Euro 1,000. With a maximum issue surcharge of 5.00%, he has to spend a one-off amount of Euro 50.00 when making the purchase. In addition, there may be custodian costs that reduce performance. The custodian costs are decided by your bank's price list and service charges.

*Entry Charge is up to the rate indicated.

†The reference index is selected by the Investment Manager for performance illustration and comparison purposes only. It is not a formal benchmark and does not form part of the Fund's investment objectives or investment policy.

^The organisations and/or financial instruments mentioned are for reference purposes only. The content of this material should not be construed as a recommendation for their purchase or sale.

§ All exposure tables (except the Expected Life Breakdown) include CDS positions

¥ Includes FX forward positions and EM local currency denominated bonds

« Debt includes US Government Bonds

RISK GLOSSARY

Market Risk - The Fund is subject to normal market fluctuations and the risks associated with investing in international securities markets. Therefore, the value of your investment and the income from it may rise as well as fall and you may not get back the amount originally invested.

Currency Risk - The value of investments designated in another currency may rise and fall due to exchange rate fluctuations. Adverse movements in currency exchange rates may result in a decrease in return and a loss of capital. It may not be possible or practicable to successfully hedge against the currency risk exposure in all circumstances.

Liquidity Risk - The Fund may make investments or hold trading positions in markets that are volatile and which may become illiquid. Timely and cost efficient sale of trading positions can be impaired by decreased trading volume and/or increased price volatility.

Financial Derivatives Instruments - The Fund will invest financial derivative instruments ("FDI") (instruments whose prices are dependent on one or more underlying asset) to achieve its investment objective. The use of FDI involves additional risks such as high sensitivity to price movements of the asset on which it is based. The extensive use of FDI may significantly multiply the gains or losses.

Leverage Risk - The Fund's use of FDI may result in increased leverage which may lead to significant losses.

Emerging Markets - The Fund may invest a significant proportion of its assets in securities with exposure to emerging markets which involve additional risks relating to matters such as the illiquidity of securities and the potentially volatile nature of markets not typically associated with investing in other more established economies or markets.

Non-Investment Grade Securities - The Fund may invest a significant proportion of its assets in non-investment grade securities (such as "high yield" securities) are considered higher risk investments that may cause income and principal losses for the Fund. They are instruments which credit agencies have given a rating which indicates a higher risk of default. The market values for high yield bonds and other instruments tend to be volatile and they are less liquid than investment grade securities.

A complete description of risks is set out in the fund's prospectus.

GLOSSARY

Annualised Return	An annualised total return is an average amount of money earned by an investment each year over a given time period. It is calculated to show what an investor would earn over a period of time if the annual return was compounded.
Annualised Volatility	Volatility is the rate and extent at which the price of a portfolio, security or index, moves up and down. If the price swings up and down with large movements, it has high volatility. If the price moves more slowly and to a lesser extent, it has lower volatility. It is used as a measure of the riskiness of an investment. Annualised volatility is an average annual amount of volatility over a given time period.
Correlation	A measure of the interdependence or strength of the relationship between two investments. A correlation of 1 means that the two investments are perfectly synchronised, -1 implies that they move in symmetrically opposite directions and 0 means no relationship between them.
Credit Default Swap (CDS)	A form of derivative between two parties, designed to transfer the credit risk of a bond. The buyer of the swap makes regular payments to the seller. In return, the seller agrees to pay off the underlying debt if there is a default on the bond (or reference bond). A CDS is considered insurance against non-payment and is also a tradable security. This allows a fund manager to take positions on a particular issuer or index, without owning the underlying security or securities.
Credit Rating (quality)	A score awarded by an independent rating agency or group of agencies to indicate the financial strength of the issuer of a bond, and the potential for a default on interest and principal payments. For example, according to the S&P rating scheme the top credit rating is 'AAA'. The lowest rating to be considered 'investment grade' is 'BBB'. Below 'BBB', bonds are termed 'sub investment grade' or 'high yield'. Where a bond is not rated, the rating of the legal entity has been used. Local currency ratings are derived from the long term, local currency rating of the relevant EM government. Includes securities used for cash management and duration hedging.
Debt	Debt is inclusive of bonds, credit default swaps and interest rates swaps.
Duration	Expressed in years and measures the sensitivity of a bond's price to a change in interest rates. There is an inverse relationship between bond prices and interest rates.
Entry Charge	The entry charge shown is a maximum figure and in some cases you might pay less. Please refer to your financial advisor or the distributor for the actual charges.
Expected Life	Bonds with embedded options may be exercised prior to maturity, therefore the term may be shorter than the maturity of the underlying bonds. The issuer / holder may choose to call or put the bond respectively during the market cycle as interest rates fluctuate. Issuers may wish to exercise callable bonds in order to lock in a lower rate of borrowing (reducing the cost of capital) or a holder of a puttable bond may exercise in order to invest in higher yielding issuance. Expected life takes account of bonds with embedded options and is the expected time before the embedded option is exercised. Includes only fixed income cash instruments and bond futures as well as securities used for cash management and duration hedging.
Exposure	This refers to the part of a portfolio that is subject to the price movements of a specific security, sector, market or economic variable. It is typically expressed as a percentage of the total portfolio, e.g. the portfolio has 10% exposure to the mining sector.
External Debt	Debt priced in a hard currency e.g. USD (not the currency of the issuer).
External/Local Duration	The duration of external/local debt.
FX Forward	An FX forward contract is an agreement to purchase or sell a set amount of a foreign currency at a specified price for settlement at a predetermined time in the future.
Hard Currency	Hard currency is a currency widely accepted around the world as a form of payment for goods and services. A hard currency is expected to remain relatively stable through a short period of time, and to be highly liquid in foreign exchange markets. E.g. USD, EUR, GBP.
Information Ratio	A ratio of portfolio returns above the excess returns of a benchmark (usually an index) to the volatility of those returns. The ratio measures a portfolio manager's ability to generate excess returns relative to a benchmark. Volatility is measured using tracking error.
Local Currency	Debt priced in the currency of the emerging market issuing country. Also includes currency exposure obtained through FX forwards.
Local Rates	Debt priced in the currency of the emerging market issuing country. This excludes currency exposure from FX forwards.
Maturity	Maturity is the length of time before a financial instrument ends, after which it must either be renewed or it will cease to exist.
NAV	The Net Asset Value (NAV) represents the value per share. It is calculated by dividing the total net asset value of the fund (the value of the fund's assets less its liabilities) by the number of shares outstanding.
Ongoing Charge Figure (OCF)	The OCF is based on expenses and may vary from year to year. It includes management fees but excludes performance fees (where applicable) and portfolio transaction costs, except in the case of an entry/exit charge paid by the Fund when buying or selling units in another sub-fund. The charges you pay are used to pay the costs of running the Fund, including the costs of marketing and distributing it. These charges reduce the potential growth of your investment.
Performance Fee	The payment made to an Investment Manager if certain performance levels are achieved (often over and above any levels set out in the investment objective) within a set time period. Please refer to the fund's prospectus for a complete description.
Quasi-sovereign Debt	Bonds issued by companies with implicit or explicit government backing. These bonds tend to be associated with state-backed commodity producers and are typically seen as a way to get exposure to the governments themselves.
Sharpe Ratio	The Sharpe Ratio is a measure for calculating risk-adjusted return, and has become the industry standard for such calculations. The Sharpe Ratio is the average return earned in excess of the risk-free rate per unit of volatility or total risk. The higher the ratio the better, with a number greater than 1 usually considered good, a number greater than 2 considered very good and a ratio of 3 or higher considered excellent. As it is an absolute measure of risk-adjusted return, negative Sharpe Ratios can be misleading and are therefore shown as N/A.
Sovereign Debt	Bonds issued by a national government in order to finance the growth and development of the issuing country.
Spread Duration	The sensitivity of a security against changes in the credit spread. Credit spread is the difference between a particular rating and the reference government security. When there is a narrowing or widening in the credit spread the resultant price of the security changes.
Synthetic Risk & Reward Indicator (SRRI)	Featured on the Key Investor Information Document (KIID), the SRRI is a measure of the overall risk and reward profile of a fund. Funds are categorised on a scale from 1 to 7 where 1 is the lowest risk and 7 is the highest. Typically, the SRRI is derived from the volatility of past returns over a 5-year period. Investors should be aware the indicator is based on historical data and may not be a reliable indication of the future risk profile of the Fund. The lowest category does not mean risk free.
Tracking Error	Tracking error is a measure of the divergence between a portfolio's returns and the benchmark or index against which it is managed.
Yield to Maturity	Yield to maturity (YTM) is the total return anticipated on a bond if the bond is held until the end of its lifetime. Yield to maturity is considered a long-term bond yield expressed as an annual rate, coupons are assumed to be reinvested at the same rate. This takes into account the change in yield should the issuer have the desire and the ability to retire the debt prior to maturity.
YTD	Year-to-date.

Important information

The Fund is a sub-fund of Man Funds plc, domiciled in Ireland and registered with the Central Bank Of Ireland. Full details of the Fund objectives, investment policy and risks are located in the Prospectus which is available with the Key Investor Information Document in English and in an official language of the jurisdictions in which the Fund is registered for public sale, together with the Report and Accounts of the UCITS. The Fund's documentation are available free of charge from the local information/paying agent, from authorised distributors and from www.man.com.

In order to fulfil the fund's objectives the Prospectus allows the manager the ability to invest principally in units of other collective investment schemes, bank deposits, derivatives contracts designed with the aim of gaining short term exposure to an underlying stock or index at a lower cost than owning the asset, or assets aiming to replicate a stock or debt securities index.

The Fund currently has or intends to have more than 35% of its total holdings in bonds issued by or guaranteed by:

EU and OECD Governments

Eurofima

European Investment Bank

Inter-American Development Bank

International Financing Corp

World Bank

The value of an investment and any income derived from it can go down as well as up and investors may not get back their original amount invested. Alternative investments can involve significant additional risks.

This material is for information purposes only and does not constitute an offer or invitation to invest in any product for which any Man Group plc affiliate provides investment advisory or any other services. Prior to making any investment decisions, investors should read and consider the fund's offering documents.

Opinions expressed are those of the author as of the date of their publication, and are subject to change.

Some statements contained in these materials concerning goals, strategies, outlook or other non-historical matters may be "forward-looking statements" and are based on current indicators and expectations at the date of their publication. We undertake no obligation to update or revise them. Forward-looking statements are subject to risks and uncertainties that may cause actual results to differ materially from those implied in the statements.

Distribution of this material and the offer of shares may be restricted and the minimum subscription amount may be higher in certain jurisdictions. The product(s) mentioned within this material (i) may not be registered for distribution in your jurisdiction, and (ii) may only be available to professional or otherwise qualified investors or entities. It is important that distributors and/or potential investors are able to ensure compliance with local regulations prior to making a subscription. Please refer to the offering documentation for additional information.

Unless stated otherwise the source of all information is Man Group plc and its affiliates as of the date on the first page of this material.

This material was prepared by GLG Partners LP ("Investment Manager") (company number LP006776) which is registered in England and Wales at Riverbank House, 2 Swan Lane, London, EC4R 3AD. Authorised and regulated in the UK by the Financial Conduct Authority. This material is distributed pursuant to global distribution and advisory agreements by subsidiaries of Man Group plc ("Marketing Entities"). Specifically, in the following jurisdictions:

Australia: To the extent this material is distributed in Australia it is communicated by Man Investments Australia Limited ABN 47 002 747 480 AFSL 240581, which is regulated by the Australian Securities & Investments Commission (ASIC). This information has been prepared without taking into account anyone's objectives, financial situation or needs.

European Economic Area: Unless indicated otherwise this material is communicated in the European Economic Area by Man Solutions Limited which is an investment company as defined in section 833 of the Companies Act 2006 and is authorised and regulated by the UK Financial Conduct Authority (the "FCA"). Man Solutions Limited is registered in England and Wales under number 3385362 and has its registered office at Riverbank House, 2 Swan Lane, London, EC4R 3AD. As an entity which is regulated by the FCA, Man Solutions Limited is subject to regulatory requirements, which can be found at <http://register.fca.org.uk>.

Germany: To the extent this material is used in Germany, the communicating entity is Man (Europe) AG, which is authorised and regulated by the Liechtenstein Financial Market Authority (FMA). Man (Europe) AG is registered in the Principality of Liechtenstein no. FL-0002.420.371-2. Man (Europe) AG is an associated participant in the investor compensation scheme, which is operated by the Deposit Guarantee and Investor Compensation Foundation PCC (FL-0002.039.614-1) and corresponds with EU law. Further information is available on the Foundation's website under www.eas-liechtenstein.li. A number of the Fund's share classes are registered for distribution to professional and non-professional investors in Germany. The Fund's documentation can be obtained in German free of charge from the paying agent in Germany, BHF-BANK Aktiengesellschaft, Bockenheimer Landstrasse 10, 60323 Frankfurt am Main. This material is of a promotional nature.

Hong Kong: To the extent this material is distributed in Hong Kong, this material is communicated by Man Investments (Hong Kong) Limited and has not been reviewed by the Securities and Futures Commission in Hong Kong. This material can only be communicated to intermediaries, and professional clients who are within one of the professional investors exemptions contained in the Securities and Futures Ordinance and must not be relied upon by any other person(s).

Liechtenstein: To the extent the material is used in Liechtenstein, the communicating entity is Man (Europe) AG, which is regulated by the Financial Market Authority Liechtenstein (FMA). Man (Europe) AG is registered in the Principality of Liechtenstein no. FL-0002.420.371-2. Man (Europe) AG is an associated participant in the investor compensation scheme, which is operated by the Deposit Guarantee and Investor Compensation Foundation PCC (FL-0002.039.614-1) and corresponds with EU law. Further information is available on the Foundation's website under www.eas-liechtenstein.li. A number of the Fund's share classes are registered for distribution to professional and non-professional investors in Liechtenstein. The Fund's documentation can be obtained in German free of charge from the paying agent in Liechtenstein, LGT Bank AG, Herrengasse 12, FL-9460 Vaduz.

Spain: Full prospectuses and simplified prospectuses, statutes and annual and semi-annual accounts of the investment products are available free of charge at the offices of the Spanish distributors authorised in Spain. A list of the Spanish distributors authorised and their contact details can be obtained on the Comisión Nacional del Mercado de Valores ("CNMV") website: www.cnmv.es. Man Funds plc: The sub-funds mentioned herein are authorised to be marketed to the public in Spain and belong to the Man Funds plc that is registered with the CNMV with registration number 296.

Switzerland: To the extent the material is distributed in Switzerland the communicating entity is Man Investments AG, which is regulated by the Swiss Financial Market Supervisory Authority. A number of share classes in the Ireland domiciled Fund have been registered for distribution with the Swiss Financial Markets Supervisory Authority. The Swiss representative is Man Investments AG, Huobstrasse 3, 8808 Pfäffikon SZ. The Swiss paying agent is Credit Suisse AG, Paradeplatz 8, 8001 Zürich. The Prospectus, the Key Investor Information Document (the "KIID"), the Memorandum and Articles of Association as well as the annual and semi-annual reports can be obtained free of charge from the Swiss representative. In respect of the units distributed in and from Switzerland, the place of jurisdiction is Pfäffikon SZ, Switzerland. Please take note that you are only permitted to distribute this material onwards if you are licensed as distributor (or exempt according to art. 8 Collective Investment Schemes Ordinance) and have entered into a written distribution agreement with Man Investments AG.

This material is not suitable for US persons.

This material is proprietary information and may not be reproduced or otherwise disseminated in whole or in part without prior written consent. Any data services and information available from public sources used in the creation of this material are believed to be reliable. However accuracy is not warranted or guaranteed. © Man 2017

SHAREHOLDER SERVICES

Name	BNY Mellon Fund Services (Ireland) Designated Activity Company
Address	Riverside Two, Sir John Rogerson's Quay, Grand Canal Dock, Dublin 2 Ireland
Telephone	+353 1 790 3554
Fax	+353 1 790 4007
Email	man.shareholderservicing@bnymellon.com

Investment Manager	GLG Partners LP
Custodian	BNY Mellon Trust Company (Ireland) Limited
Administrator	BNY Mellon Fund Services (Ireland) Designated Activity Company
Management Company	Man Asset Management (Ireland) Limited