

RENTA 4 – BOLSA R EUR

SEPTEMBER 2017

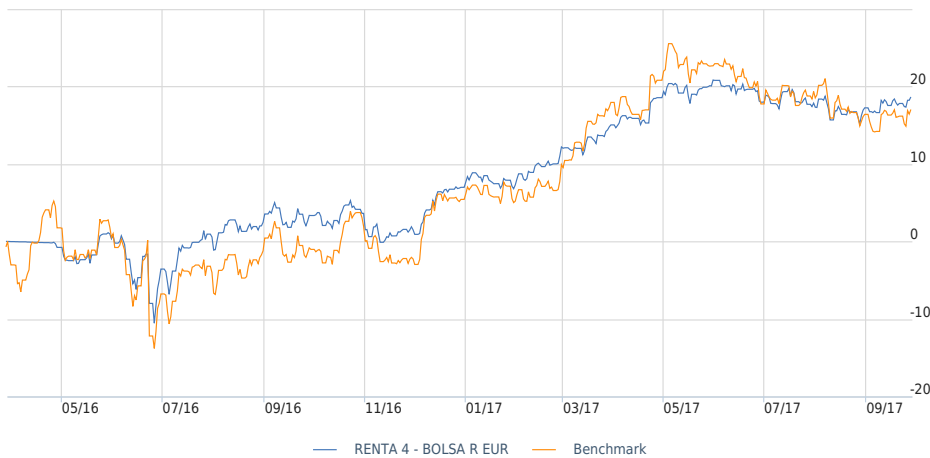
ESMA RISK LEVEL: 1 2 3 4 5 6 7

Investment Policy

The fund invests at least 75% of its net assets in equities of companies which are domiciled, headquartered or exercise the predominant part of their economic activity in Spain. The criteria for selecting variable income securities shall include the capitalisation and liquidity of the securities, considering those with greater capitalisation and higher liquidity. The choice of investments will neither be limited by an economic sector nor in terms of currencies in which investments will be denominated.

The objective of the fund is to find opportunities in Spanish equities through the differences or distortions that occur in the market between the valuation of companies in the market and their intrinsic or fundamental value. The fund has a differentiated and defined philosophy, based on two basic pillars: Quality Compounding and Value Investing to give greater consistency to the fund's performance.

Since inception



Fund details

Category	Spanish Equity
Benchmark	IBEX 35
Inception Date	2016-03-29
ISIN	LU1352126285
Management Company	Renta 4 Luxembourg
Custodian	Pictet & Cie (Europe) S.A.
Auditor	KPMG Luxembourg
Minimum Initial amount	EUR 1.000
Currency	EUR
Liquidity	Daily

AUM

NAV	118.65 €
Total Assets under management	2,060,574 €

Fees

Management fees	1.35%
Performance fee	9.00%
Custodian/ Depositary fees	0.05%
Subscription fee	No commission
Redemption fee	No commission
TER/OGC	2.19%

Historical performance / returns

	Jan	Feb	Mar	Apr	May	Jun	Jul	Aug	Sep	Oct	Nov	Dec	Year
Fund			-0.01%	-0.76%	1.77%	-5.92%	6.24%	1.06%	1.30%	0.26%	-1.67%	5.01%	2016
Benchmark			-0.97%	3.47%	0.09%	-9.64%	5.19%	1.51%	0.72%	4.14%	-4.98%	7.64%	6.98%
Fund	-0.17%	3.93%	3.64%	3.05%	1.27%	-1.74%	-0.48%	-0.40%	1.47%				2017
Benchmark	-0.39%	2.58%	9.50%	2.42%	1.53%	-4.00%	0.55%	-1.93%	0.80%				11.01%

Fund Manager Comment

Renta 4 - Bolsa R EUR has performed +1,47% vs +0,80% of the Ibex 35 in September. From January to September the fund has performed +10,91% vs. +11,01% of the Ibex 35.

The best performance of the portfolio in the trimester have been Repsol, Fluidra, Vidrala, Ence, Aperam, CIE Automotive and Indra. On the other side, the worst performance have been Almirall, Técnicas Reunidas, Mapfre, Gestamp and Inditex.

The weights of the Grifols, Viscofán, Amadeus, Aperam, Cellnex, Mapfre and Red Eléctrica have been increased in the portfolio this trimester. While we have reduced the weights in some companies like Telefónica, Arcelor Mittal, Acerinox, Almirall, BME, DIA, Merlin and Gas Natural.

Returns / performance

	Fund	Benchmark	Dif.
2017	10.91%	11.01%	-0.10%
3 months	0.46%	-1.42%	1.88%
6 months	3.72%	0.13%	3.59%
1 year	14.80%	18.02%	-3.22%

Statistics

	Fund	Benchmark
RATIOS		
Volatility¹	7.84%	14.15%
Sharpe Ratio¹	1.89	1.27
Downside Risk¹	5.50%	7.16%
Sortino Ratio¹	2.69	2.52

Excess Return	-3.22%
Beta¹	0.583
Alpha¹	4.299
Correlation¹	0.889
Treynor Ratio¹	0.254
R-squared¹	0.787

SINCE 2016-03-29		
Best month	6.24%	9.50%
Worst month	-5.92%	-9.64%
Positive months %	57.9%	68.4%
Negative months %	42.1%	31.6%

¹ STATISTICS: 1 AÑO



Javier Galán - Fund Manager

BSc by the university Autònoma of Madrid and the university of Essex (UK). Master in banking and finances by International Financial Analyst

+352 20 800 119 01

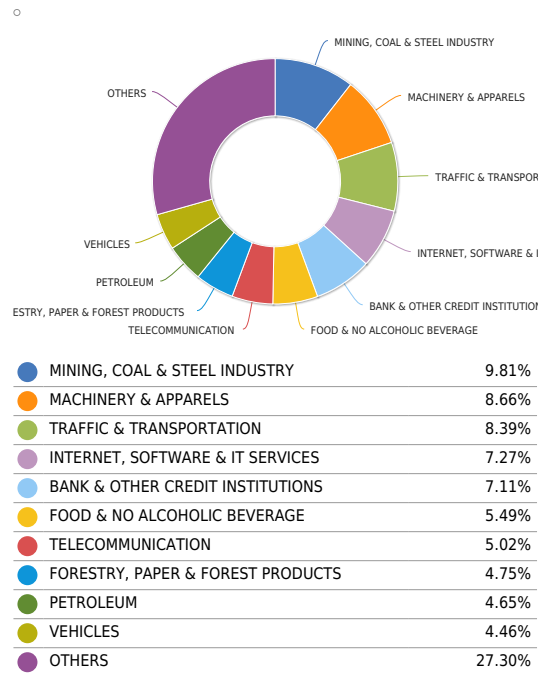
info@renta4.lu

@JGalanR4

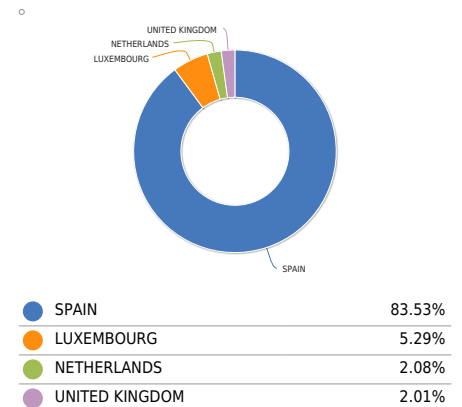
Biggest position

FERROVIAL	5.90%	REPSOL	4.65%
INDITEX INDUSTRIA DE DISEÑO TEXTIL	4.00%	AMADEUS IT GROUP 'A'	3.96%
GRIFOLS PFD 'B'	3.91%	VISCOFAN	3.48%
INDRA SISTEMAS	3.31%	APERAM	3.29%
TECNICAS REUNIDAS	3.24%	CELLNEX TELECOM	3.06%

Sector allocation



Geographical allocation



The information contained in this presentation is provided for information purposes only and should in no event be construed as a solicitation or offer, as advice or as a recommendation to buy, sell or engage in any transaction whatsoever. The information and data contained in this document have been obtained from sources believed to be reliable, but they are not guaranteed. All expressions of opinion are subject to change without notice and are not intended to be a guarantee of future events. Neither accuracy nor completeness is warranted and any liability, including incidental or consequential damages, arising from errors or omissions in this document are expressly disclaimed. It is the responsibility of any person to comply with the laws of the country in which he is resident and/or using the service and that person will bear any direct or indirect consequences resulting from non-compliance with these legal and regulatory requirements. Subscriptions in the Company's Shares are only valid if they are made in accordance with the provisions of the Prospectus and the key investor information document(s) accompanied by the most recent annual report available and, in addition, by the most recent half-year report if this was published after the most recent annual report. No one may make use of information other than that appearing in the Prospectus or the key investor information document and in the documents mentioned therein as being available for consultation by the public. Investors should choose the Sub-Fund that best suits their specific risk and return expectations as well as their diversification needs and are encouraged to seek independent advice in that regard. Past performance is not a guide to future performance.