

# LO FUNDS - CAT BONDS, (USD) M

## FUND FACTS

Domicile	Luxembourg/SICAV
Fund inception date	16 February 2016
Currency of Fund	USD
Currency of share class	USD
Registered in	BE, CH, ES, FR, GB, IT, LI, LU, NL
Fund manager	G. Gawron, S. Vuille, M. Brogli
Net assets (all classes)	USD 44.25 million
Number of positions	51
Liquidity (sub./red.)	Weekly (Friday)
Min. investment	EUR 100'000 or equivalent
Management fee	0.99%
Distribution fee	0.00%
Performance fee	0.00%
TER max (31 March 2016)	1.34%

## RISK AND REWARD PROFILE

1	2	3	4	5	6	7
Low						High

## CODES

	Class A
ISIN	LU1349272085
Bloomberg	LCATUMA LX
Telekurs	31068257
NAV	USD 10.14

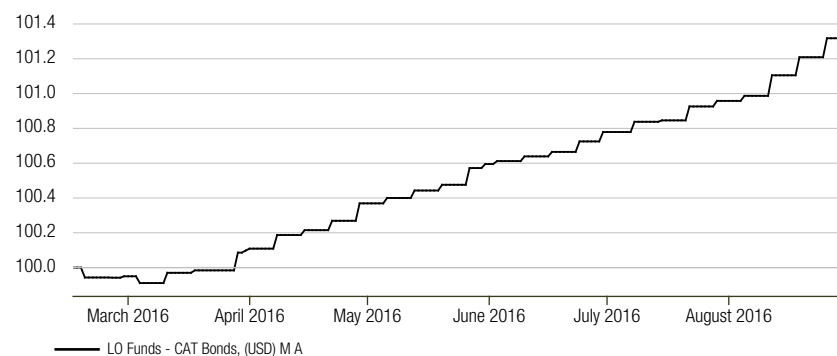
## FISCAL INFORMATION

EUSD	In Scope
UKRFS	No
DE InvStG	Not transparent

## HIGHLIGHTS

LO Funds - CAT Bonds is an actively managed UCITS fund that invests in a diversified portfolio of catastrophe bonds ("CAT Bonds"). CAT Bonds are financial securities that transfer insurance risk to the capital markets. The investor in such securities receives a coupon made up of a floating money market component and an insurance premium. The premium compensates the investor for bearing the risk of a partial or total capital loss resulting from the occurrence of extraordinary predefined events such as an earthquake or a hurricane. Risk management is performed by fund managers at the portfolio level, alongside independent teams who monitor and manage investment as well as operational risk. The fund's long-only strategy has been in place since February 2016. Financial derivative instruments are used for hedging purposes only. The fund does not invest in instruments linked to life settlements.

## NET PERFORMANCE IN USD Feb 16, 2016 - Aug 31, 2016



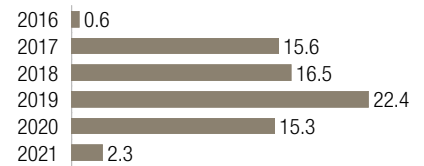
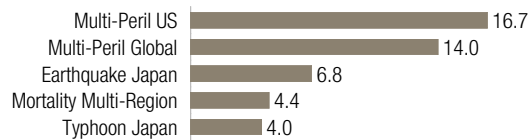
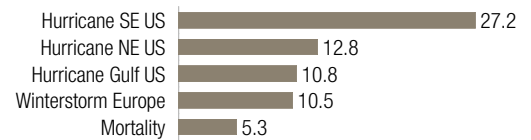
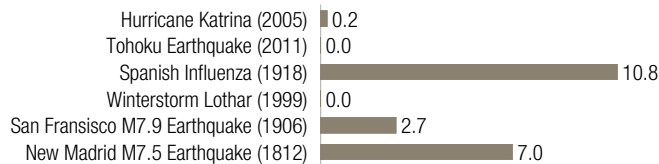
## NET PERFORMANCE IN USD

	Cumulative Fund
1 month	0.48%
3 months	0.84%
Total return (since 16.02.2016)	1.44%

## STATISTICS 16.02.2016 - 31.08.2016

	Fund	Fund
Maximum drawdown	-0.05%	
Average coupon		3.14
Largest position		3.55%
Expected loss		1.29%
Attachement point		8.55%
95% VaR		3.09%
99% VaR		20.64%
Average duration		0.10

**TOP POSITIONS**

**MATURITIES**

**TOP NOMINAL EXPOSURES**

**EXPECTED LOSS CONTRIBUTION BY PERIL**

**MODELLED IMPACT OF HISTORICAL EVENTS (LOSS)**

**MONTHLY RETURNS IN %**

	<b>2016</b>
	<b>Fund</b>
January	
February	-0.05
March	0.15
April	0.27
May	0.23
June	0.18
July	0.18
August	0.48
September	
October	
November	
December	
<b>Year</b>	<b>1.44</b>

## PARTICULAR RISKS

The following risks may be materially relevant but may not always be adequately captured by the synthetic risk indicator and may cause additional loss:

- If a predefined loss event occurs, the investment amount is not repaid in full at maturity. An event can lead to delayed payments, a partial or even total default of the investment amount. The strategy is subject to the risk of insured events, which are in each case based on the probability of occurrence and claim amounts of insured events.
- Model risk arises if the probabilities of occurrence and claim amounts of the covered event are not properly reflected in the model. The event probability of CAT Bonds is based on risk models. These are constantly being revised and developed, but they only represent an approximation of reality. These models may be subject to uncertainty and

## GLOSSARY

- Credit Ratings:** The credit ratings breakdown mentioned for convertible funds is a blend of ratings performed internally as well as ratings provided by external sources.
- Risk and Reward Profile:** This indicator (SRRI) represents the annualized historical volatility of the Sub-Fund over a 5-year period. Where there are less than 5 years worth of data, missing returns are simulated using an appropriate benchmark. The SRRI may change over time and should not be used as an indicator of future risk or returns. Even the lowest risk classification does not imply that the Sub-Fund is risk-free or that capital is necessarily guaranteed or protected.
- Total Expense Ratio (TER):** The total fees involved in managing and operating a fund. The TER included the annual management fee and other charges, for example legal, admin, and audit costs (source: annual audited reports or semi annual non audited reports)
- Volatility:** A statistical measure of the fluctuations of a security's price. It can also be used to describe fluctuations in a particular market. High volatility is an indication of higher risk.
- Sharpe Ratio:** A measure of risk-adjusted performance. The higher the ratio, the better risk-adjusted performance has been.
- Drawdown:** A draw down is usually quoted as the percentage between the peak and trough of an investment during a specific period. It can help to compare an investment's possible reward to its risk.
- Correlation:** Correlation is a measure of how securities or asset classes move in relation to each other. Highly correlated investments tend to move up and down together while investments with low correlation tend to perform in different ways in

errors. Consequently, event risks can be significantly under- or overestimated. Price risk is related to model risk to the extent that the value of CAT Bonds relies on the assessment of fundamentally unpredictable events whose probability the models seek to approximate.

- The proceeds of CAT Bond transactions are typically invested in money market funds or similar instruments backed by a government, governmental and/or supranational entity. Investors are exposed to the counterparty risk of these entities and, upon their potential default, to the market risk of the assets held as collateral.

For more details about risk, see section 5 "Risk Factors" of the prospectus.

different market conditions, providing investors with diversification benefits. Correlation is measured between 1 (perfect correlation) and -1 (perfect opposite correlation). A correlation coefficient of 0 suggests there is no correlation.

**Tracking Error:** A measure of how closely an investment portfolio follows the index against which it is benchmarked.

**Bond Floor:** The lowest value that convertible bonds can fall to, given the present value of the remaining future cash flows and principal repayment. The bond floor is the value at which the convertible option becomes worthless because the underlying stock price has fallen substantially below the conversion value.

**Delta:** The ratio comparing the change in the price of the underlying asset to the corresponding change in the price of a derivative.

**Premium:** If a fixed-income security (bond) is purchased at a premium, existing interest rates are lower than the coupon rate. Investors pay a premium for an investment that will return an amount greater than existing interest rates.

**Yield to Maturity:** The rate of return anticipated on a bond if it is held until the maturity date.

**Coupon:** The interest rate stated on a bond when it's issued.

**Modified Duration:** This formula is used to determine the effect that a 100-basis-point (1%) change in interest rates will have on the price of a bond.

**Average Duration:** The average modified duration of the portfolio expressed in years.

**Expected Loss:** Annual average expected loss to the portfolio expressed in percent.

**Attachment Point:** The modelled probability of a negative portfolio return in any given year.

## DISCLAIMER

This document is intended as advertising material.

This document has been prepared by Lombard Odier Funds (Europe) S.A. and is issued by Lombard Odier Asset Management (Europe) Limited, a private limited company incorporated in England and Wales with registered number 07099556, having its registered office at Queensberry House, 3 Old Burlington Street, London, United Kingdom, W1S 3AB, Lombard Odier Investment Managers ("LOIM") is a trade name.

The fund mentioned in this document (hereinafter the "Fund") is a Luxembourg investment company with variable capital (SICAV). The Fund is authorised and regulated by the Luxembourg Supervisory Authority of the Financial Sector (CSSF) as a UCITS within the meaning of EU Directive 2009/65/EC, as amended. The management company of the Fund is Lombard Odier Funds (Europe) S.A. (hereinafter the "Management Company"), a Luxembourg based public limited company (SA), having its registered office at 5, Allée Scheffer, L-2520 Luxembourg, authorized and regulated by the CSSF as a Management Company within the meaning of EU Directive 2009/65/EC, as amended. The Fund is only registered for public offering in certain jurisdictions. Consequently, the offering of the Fund's shares may be restricted in certain jurisdictions. Prospective investors must inform themselves of, and observe, such restrictions, including legal, tax, foreign exchange or other restrictions in their relevant jurisdictions. Neither this document nor any part of it shall form the basis of, or be relied on in connection with, any contract to purchase or subscription for the Fund's shares. **Any such acquisition may only be made on the basis of the official documents of the Fund each in their final form.** The articles of association, the prospectus, the Key Investor Information Document, the subscription form and the most recent annual and semi-annual reports are the only official offering documents of the Fund's shares (the "Offering Documents"). They are available in English and in French, free of charge, at the registered office of the Fund or of the Management Company, from the distributors of the Fund or from the local representatives as mentioned below.

**Austria.** Supervisory Authority: Finanzmarktaufsicht (FMA), Representative: Erste Bank der österreichischen Sparkassen AG, Graben 21, A-1010 Wien - **Belgium.** Supervisory Authority: Autorité des services et marchés financiers (FSMA), Financial Service: CACEIS Belgium S.A., Avenue du Port 86C, b320, 1000 Brussels - The withholding tax applicable in Belgium is 25%. The Taxe sur les Opérations de Bourse (TOB) applicable on redemption and conversion of capitalizing shares is 1.32% with a maximum of EUR 2000 per transaction. The publication media where the NAV are available for Belgian investors (approved website by FSMA and chosen by LO): www.fundinfo.com. For the management of complaints you may refer to CACEIS Belgium SA, Avenue du Port 86C, b320, 1000 Brussels, Belgium. The mediation of all complaints will be handled by Lombard Odier (Europe) Luxembourg – succursale de Belgique, Service de médiation, Avenue Louise 81, bte 12, 1050 Brussels, Belgium, as an affiliated institution to the Ombudsfund. - **France.** Supervisory Authority: Autorité des marchés financiers (AMF), Representative: CACEIS Bank, place Valhubert 1-3, F-75013 Paris - **Germany.** Supervisory Authority: Bundesanstalt für Finanzdienstleistungsaufsicht (BaFin), Representative: DekaBank Deutsche Girozentrale, Mainzer Landstraße 16, D-60325 Frankfurt am Main - **Italy.** This factsheet is for professional investor only. Supervisory Authority: Banca d'Italia (BOI) / ConSob, Paying Agents: Société Générale Securities Services S.p.A., Via Benigno Crespi, 19/A - MAC 2, 20159 Milano, State Street Bank S.p.A. Via Ferrante Aperti, 10, 20125 Milano, Banca Sella Holding S.p.A., Piazza Gaudenzio Sella, 1, 13900 Biella, Allfunds Bank S.A., filiale italiana Via Santa Margherita 7, 20121 Milano, - **Liechtenstein.** Supervisory Authority: Finanzmarktaufsicht Liechtenstein ("FMA"), Representative: Verwaltungs- und Privat-Bank Aktiengesellschaft, Aulestrasse 6, LI-9490 Vaduz, LGT Bank AG Herrengasse 12, 9490 Vaduz, Liechtenstein - **Netherlands.** Supervisory Authority: Autoriteit Financiële Markten (AFM), Representative: Lombard Odier Asset Management (Europe) Ltd, Netherlands Branch Herengracht 466, 1017 CA Amsterdam, The Netherlands - **Spain.** Supervisory Authority: Comisión Nacional del Mercado de Valores (CNMV), Representative: Allfunds Bank S.A. C/Nuria, 57 Madrid - **Switzerland.** Supervisory Authority: FINMA (Autorité fédérale de surveillance des marchés financiers), Representative: Lombard Odier Asset Management (Switzerland) SA, 6 av. des Morgines, 1213 Petit-Lancy; Paying agent: Bank Lombard Odier & Co Ltd, 11 rue de la Corratierre, CH-1204 Geneva. **UK.** Supervisory Authority: Financial Conduct Authority (FCA), Representative: Lombard Odier Asset Management (Europe) Limited, Queensberry House, 3 Old Burlington Street, London W1S3AB, which has approved this document for issuance in the UK to professional clients or eligible counterparties and is authorised and regulated by the FCA.

NOTICE TO RESIDENTS OF THE UNITED KINGDOM The Fund is a Recognised Scheme in the United Kingdom under the Financial Services & Markets Act 2000. Potential investors in the United Kingdom are advised that none of the protections afforded by the United Kingdom regulatory system will apply to an investment in LO Funds and that

compensation will not generally be available under the Financial Services Compensation Scheme. This document does not itself constitute an offer to provide discretionary or non-discretionary investment management or advisory services, otherwise than pursuant to an agreement in compliance with applicable laws, rules and regulations.

An investment in the Fund is not suitable for all investors. Making an investment in a Fund is speculative. There can be no assurance that the Fund's investment objective will be achieved or that there will be a return on capital. Past or estimated performance is not necessarily indicative of future results and no assurance can be made that profits will be achieved or that substantial losses will not be incurred. Where the fund is denominated in a currency other than an investor's base currency, changes in the rate of exchange may have an adverse effect on price and income. All performance figures reflect the reinvestment of interest and dividends and do not take account of the commissions and costs incurred on the issue and redemption of shares/units; performance figures are estimated and unaudited. Net performance shows the performance net of fees and expenses for the relevant fund/share class over the reference period. This document does not contain personalized recommendations or advice and is not intended to substitute any professional advice on investment in financial products. Before making an investment in the Fund, an investor should read the entire Offering Documents, and in particular the risk factors pertaining to an investment in the Fund, consider carefully the suitability of such investment to his/her particular circumstances and, where necessary, obtain independent professional advice in respect of risks, as well as any legal, regulatory, credit, tax, and accounting consequences. This document is the property of LOIM and is addressed to its recipient exclusively for their personal use. It may not be reproduced (in whole or in part), transmitted, modified, or used for any other purpose without the prior written permission of LOIM. It is not intended for distribution, publication, or use in any jurisdiction where such distribution, publication, or use would be unlawful. This document contains the opinions of LOIM, as at the date of issue. The information and analysis contained herein are based on sources believed to be reliable. All information and opinions as well as the prices indicated may change without notice. The contents of this document are intended for persons who are sophisticated investment professionals and who are either authorised or regulated to operate in the financial markets or persons who have been vetted by LOIM as having the expertise, experience and knowledge of the investment matters set out in this document and in respect of whom LOIM has received an assurance that they are capable of making their own investment decisions and understanding the risks involved in making investments of the type included in this document or other persons that LOIM has expressly confirmed as being appropriate recipients of this document. If you are not a person falling within the above categories you are kindly asked to either return this document to LOIM or to destroy it and are expressly warned that you must not rely upon its contents or have regard to any of the matters set out in this document in relation to investment matters and must not transmit this document to any other person. Neither this document nor any copy thereof may be sent, taken into, or distributed in the United States of America, any of its territories or possessions or areas subject to its jurisdiction, or to or for the benefit of a United States Person. For this purpose, the term "United States Person" shall mean any citizen, national or resident of the United States of America, partnership organized or existing in any state, territory or possession of the United States of America, a corporation organized under the laws of the United States or of any state, territory or possession thereof, or any estate or trust that is subject to United States Federal income tax regardless of the source of its income. Source of the figures: Unless otherwise stated, figures are prepared by LOIM.

**Important information on benchmarks:** Any benchmarks/indices cited herein are provided for information purposes only. No benchmark/index is directly comparable to the investment objectives, strategy or universe of a fund. The performance of a benchmark shall not be indicative of past or future performance of any fund. It should not be assumed that the relevant fund will invest in any specific securities that comprise any index, nor should it be understood to mean that there is a correlation between such fund's returns and any index returns.

**Important information on target performance/risk:** Target performance/risk represents a portfolio construction goal. It does not represent past performance/risk and may not be representative of actual future performance/risk.

**Important information on portfolio composition:** The portfolio information provided in this document is for illustrative purposes only and does not purport to be recommendation of an investment in, or a comprehensive statement of all of the factors or considerations which may be relevant to an investment in, the referenced securities. They illustrate the investment process undertaken by the manager in respect of a certain type of investment, but may not be representative of the Fund's past or future portfolio of investments as a whole and it should be understood that they will not of themselves be sufficient to give a clear and balanced view of the investment process undertaken by the manager or of the composition of the investment portfolio of the Fund. As the case may be,



further information regarding the calculation methodology and the contribution of each holding in the representative account to the overall account's performance can be obtained by the Fund or the Management Company.

© 2016 Lombard Odier Investment Managers – all rights reserved.