

## Capital Group New Perspective Fund (LUX)

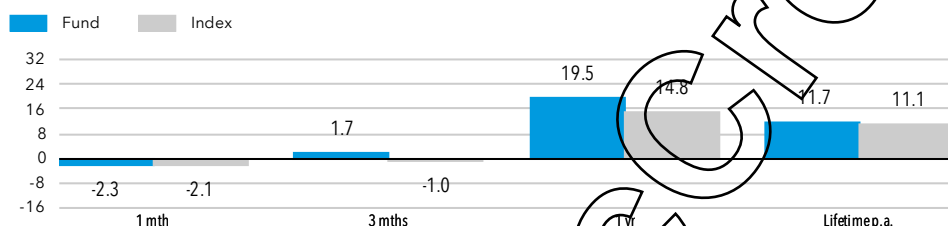
### Objective

The fund's primary investment objective is to achieve long-term growth of capital by investing in common stocks of companies located around the world. Future income is a secondary objective.

### The Capital advantage

Since 1931 our firm, Capital Group, has been singularly focused on delivering superior, consistent results for long-term investors using high-conviction portfolios, rigorous research and individual accountability.

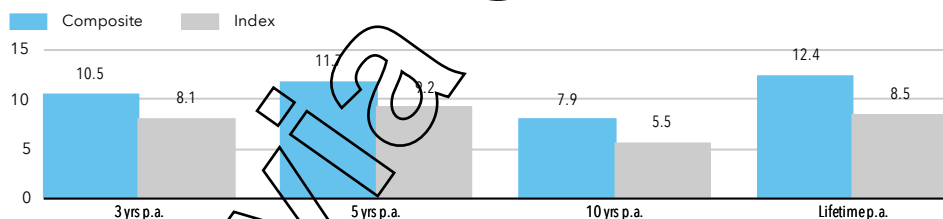
### Results in USD as at 31 March 2018, %



### 1 year to 31 Mar, %

	2017	2018
Fund	13.9	19.5
Index	15.0	14.8

As the Capital Group New Perspective Fund (LUX) launched on 30 October 2015, a meaningful track record has yet to be established, so the investment results shown here also show the Capital Group New Perspective composite (defined as a single group of discretionary portfolios that collectively represent a particular investment strategy or objective). This is intended to illustrate our experience and capability in managing this strategy over the long term. Our Luxembourg fund has been a member of this composite since the beginning of November 2015.



### Calendar year, %

	2008	2009	2010	2011	2012	2013	2014	2015	2016	2017
Composite	37.9	37.4	12.9	-7.6	20.8	26.8	3.3	5.3	1.9	28.9
Index	40.7	30.0	11.8	-5.9	16.1	22.8	4.2	-2.4	7.9	24.0

**Fund results** are shown after fees and expenses and are calculated as the increase or decrease in net asset value of the fund over the relevant period. The net asset value is calculated based on close-of-business prices for performance and fee calculation purposes only. No dealing activity can be based on such net asset value. Please refer to [capitalgroup.com/europe](http://capitalgroup.com/europe) for further information on net asset value applicable to any dealing activity in the fund, and for other share classes; these have different fees and expenses, and returns will differ. Results data does not take account of costs incurred on the issue of shares. Inception of the fund share class on 2 December 2015. Results prior to this relate to the older share classes, adjusted where necessary to reflect the management fee of the recipient share class. Past results are not a guarantee of future results. Source: Capital Group.

**Composite results** are shown with income reinvested and are after fees and expenses (using CGNPLU class ZL fee rates). Inception of the composite on 31 March 1973. Past results are not a guarantee of future results. Source: Capital Group.

**Index** is the MSCI ACWI (net divs) which is provided for indicative purposes only. Prior to 30 September 2011: MSCI World with net dividends reinvested. Source: MSCI

This information supplements or enhances required or recommended disclosure and presentation provisions of the GIPS® standards, which if not included herein, are available upon request. GIPS is a trademark owned by CFA Institute.

### Fund essentials

Launch date	30 October 2015
Fund size	US\$ 2,774 million
Number of holdings	240
Turnover	22.4%
Gross income yield	1.6%
Net income yield	1.3%

**Number of holdings** may not include stocks in the process of acquisition.

**Turnover** is calculated over the last 12 months as the lesser of monthly purchases and sales divided by average net assets.

**Yield** is calculated over the same period as income earned by the fund, on both a before (gross) as well as an after (net) withholding taxes basis (in each case before fees), divided by average total net assets. This differs from the yield of each share class.

### Portfolio

managers	Based in	Years at Capital
Brady Enright	San Francisco	21
Jody Jonsson	Los Angeles	27
Jonathan Knowles	Singapore	26
Noriko Chen	San Francisco	19
Rob Lovelace	Los Angeles	32
Steve Watson	Hong Kong	28

### Research portfolio

Research analysts are allocated part of the fund assets to manage

Portfolio managers are the same for both fund and composite

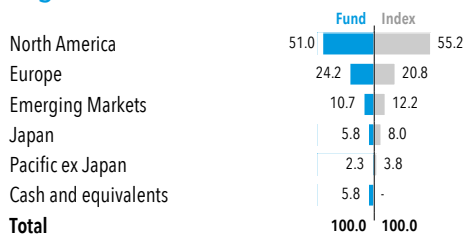
<b>Composite launch date</b>	31 March 1973
<b>Composite size</b>	US\$ 83,376 million

### Ratings

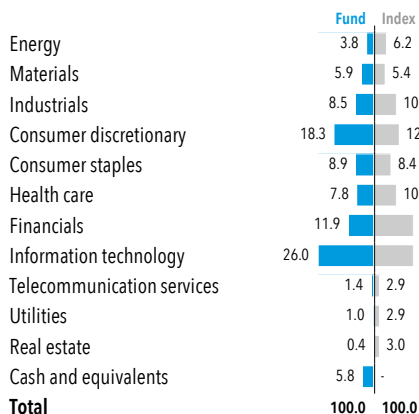


© 2018 Morningstar. All rights reserved. Morningstar Analyst Rating™ as at 17 January 2017.

## Region breakdown, %



## Sector breakdown, %



Region and sector breakdowns are data that are likely to change over time and do not constitute a commitment from the management company.

## Top 10 holdings

	Sector	% Fund
Amazon	Consumer discretionary	4.0
Facebook	Information technology	2.6
TSMC	Information technology	2.3
ASML	Information technology	2.2
Microsoft	Information technology	1.9
Alphabet	Information technology	1.9
JPMorgan Chase	Financials	1.8
Naspers	Consumer discretionary	1.7
CME Group	Financials	1.4
Pernod Ricard	Consumer staples	1.3
<b>Total</b>		<b>21.3</b>

Data is likely to change over time and does not constitute a commitment from the management company.

## Reference information

Fiscal year end	31 December
Dealing frequency	Daily
Domicile	Luxembourg
Index	MSCI ACWI (net divs)
Investment adviser	Capital Research and Management Company
Base currency	USD

## Risk statistics (ZL shares)

Lifetime risk statistics	
Standard deviation	9.8
Tracking error	3.2
Information ratio	0.2

Risk statistics are based on close of market returns (T+1).

**Standard deviation (absolute volatility)** is a measure of the absolute variability of returns and the larger the standard deviation, the greater the likelihood (and risk) that a fund's results will fluctuate from the average return. It is based on monthly observations using a population standard deviation calculation.

**Tracking error (volatility relative to benchmark)** measures the volatility of the difference between a portfolio's results and the benchmark.

**Information ratio (risk adjusted relative return)** represents the value added of the manager (excess return) divided by the tracking error.

36 observations are required for statistical significance

Share class information (further share classes available at [capitalgroup.com/europe](http://capitalgroup.com/europe))

Class	NAV	Management fee p.a.	TER	Dividend yield	Bloomberg	ISIN	SEDOL
ZL (Acc)	US\$ 13.06	0.565%	0.73%	n/a	CGNZLUS LX	LU1310446312	BYNYFX4
ZLd (Inc)	US\$ 12.88	0.565%	0.73%	0.6%	CGNZLDU LX	LU1310447047	BYNYG31
ZLgd (Inc)	US\$ 12.68	0.565%	0.73%	1.3%	CGNZLGU LX	LU1310447716	BYNYG97

**Dividend yield** is the income return on the share class and is shown for distributing share classes only. It is calculated over the last 12 months as income earned by the fund after withholding taxes, fees and expenses. Where hedged share classes are listed the Fund will aim at hedging, with a reasonable margin of tolerance, the main currency exposures of the Fund back into the currency referred to in the relevant Class's designation. It is expected that the resulting effective hedge ratio (i.e. the percentage exposure in the currency of the hedged share class) will typically be in the range of 80% to 100%.

**The charges** you pay are used to pay the costs of running the fund, including the costs of marketing and distributing it. These charges reduce the potential growth of your investment. In addition to the Total Expense Ratio (TER), entry charges may apply according to provisions described in the Prospectus. However, exit penalties may apply when there is excessive trading or market timing. Data is likely to change over time and does not constitute a commitment from the management company. Past results are not a guarantee of future results.

**Total Expense Ratio (TER)** is calculated over the last 12 months with a one month lag. TER data is therefore as at 28 February 2018.

© 2018 Morningstar. All rights reserved. The information contained herein: (1) is proprietary to Morningstar and/or its content providers; (2) may not be copied or distributed; and (3) is not warranted to be accurate, complete or timely. Neither Morningstar nor its content providers are responsible for any damages or losses arising from any use of this information. Past performance is no guarantee of future results. For more detailed information about Morningstar's Analyst Rating, including its methodology, please go to: [corporate.morningstar.com/uk/documents/MethodologyDocuments/AnalystRatingforFundsMethodology.pdf](http://corporate.morningstar.com/uk/documents/MethodologyDocuments/AnalystRatingforFundsMethodology.pdf). For disclosure and detailed information about this fund please refer to full Morningstar Global Fund Report at [www.capitalgroup.com/content/dam/cgc/tenants/europe/documents/morningstar/NPF\\_Mstar\\_Analyst\\_Report\(en\).pdf](http://www.capitalgroup.com/content/dam/cgc/tenants/europe/documents/morningstar/NPF_Mstar_Analyst_Report(en).pdf)

This material, issued by Capital International Management Company Sàrl ("CIMC"), 37A avenue J.F. Kennedy, L-1855 Luxembourg, is distributed for information purposes only. CIMC is regulated by the Commission de Surveillance du Secteur Financier ("CSSF" - Financial Regulator of Luxembourg) and manages the fund which is a sub-fund of Capital International Fund. The fund is organised as an investment company with variable capital ("SICAV") under the laws of the Grand Duchy of Luxembourg and authorised by the CSSF as a UCITS. All information is as at the date indicated unless otherwise stated and is subject to change.

Most protections provided by the UK regulatory system do not apply to investment in the fund and compensation will not be available under the UK Financial Services Compensation Scheme. You should contact a financial adviser, and read carefully the latest Prospectus, Key Investor Information Document and Supplementary Information Document, including without limitation, the section on the risks referenced below, if you are considering investing. Approved for issue in the United Kingdom by Capital International Limited, registered office 40 Grosvenor Place, London SW1X 7GG. Authorised and regulated by the Financial Conduct Authority.

## Risk factors you should consider before investing:

- The value of shares and income from them can go down as well as up and you may lose some or all of your initial investment.
- Past results are not a guarantee of future results.
- If the currency in which you invest strengthens against the currency in which the underlying investments of the fund are made, the value of your investment will decrease.
- The Prospectus and Key Investor Information Document set out risks, which, depending on the fund, may include risks associated with investing in emerging markets and/or high yield securities. Emerging markets are volatile and may suffer from liquidity problems.

## Other important information:

The fund is offered only by Prospectus, together, where applicable, with the Key Investor Information Document. These documents, together with the latest Annual and Semi-Annual Reports and any documents relevant to local legislation, contain more complete information about the fund, including relevant risks, charges and expenses, and should be read carefully before investing. However, these documents and other information relating to the fund will not be distributed to persons in any country where such distribution would be contrary to law or regulation. They can be accessed online at [thecapitalgroup.com/europe](http://thecapitalgroup.com/europe), where the latest daily prices are also available.

The tax treatment depends on individual circumstances and may be subject to change in future. Investors should seek their own tax advice. This information is neither an offer nor a solicitation to buy or sell any securities or to provide any investment service. © 2018 Capital Group. All rights reserved.