

Lazard

Pan-European Small Cap Fund

February
2020
Fact Sheet

AP Acc EUR Share Class

A sub-fund of Lazard Global Active Funds PLC, a Dublin-based OEIC

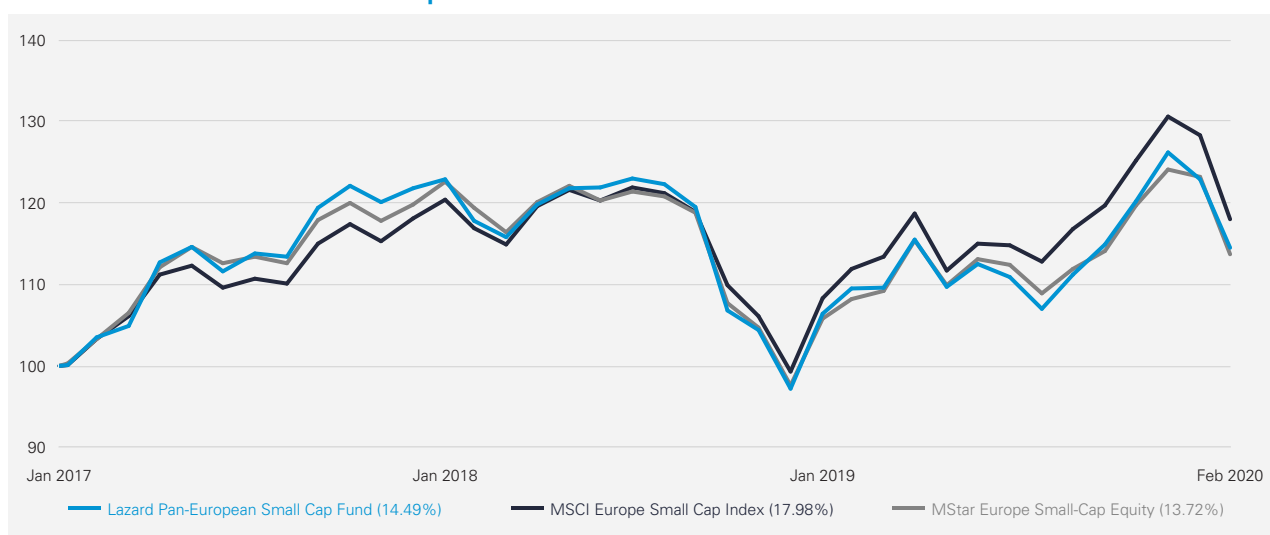
Performance Data

(Annualised Return* in EUR % p.a.)

	Periods ended 29 February 2020							12 Months ended 31 December				
	1M	3M	YTD	1Y	3Y	5Y	S.I.	2019	2018	2017	2016	2015
Lazard Pan-European Small Cap Fund	-6.8	-4.8	-9.3	4.6	3.4	-	4.5	29.8	-20.2	-	-	-
Quartile	2	2	3	3	3	-	3	2	3	-	-	-
MStar Europe Small-Cap Equity	-7.7	-5.0	-8.4	5.1	3.4	-	4.2	27.3	-18.8	-	-	-
MSCI Europe Small Cap Index	-8.0	-5.8	-9.6	5.4	4.5	-	5.5	31.4	-15.9	-	-	-

Source: Morningstar, NAV to NAV Price, Net Income Reinvested, Net of Fees. Past performance is not a reliable indicator of future results. *Performance data for periods less than 1 year is illustrated on a cumulative growth basis. UK investors may be liable to taxation on the income from the fund, depending upon their personal circumstances. The effect of taxation would have been to reduce the returns stated. S.I. - since inception 23/01/2017.

Performance Since Inception



Source: Morningstar, Cumulative Growth, NAV to NAV Price, Net of fees, Net Income Reinvested to 29 February 2020 in EUR.

Fund Information

Fund Objective* The investment objective of the Fund is to aim to achieve long-term capital appreciation.

Benchmark MSCI Europe Small Cap Index

Fund Managers Edward Rosenfeld + Team

Fund Launch Date 31/08/2016

Share Class Launch Date 23/01/2017

Fund Size €69.62

Base Fund Currency EUR

Share Class

Minimum Investment €0.25m

NAV €114.49

Maximum Initial Charge 3.00%

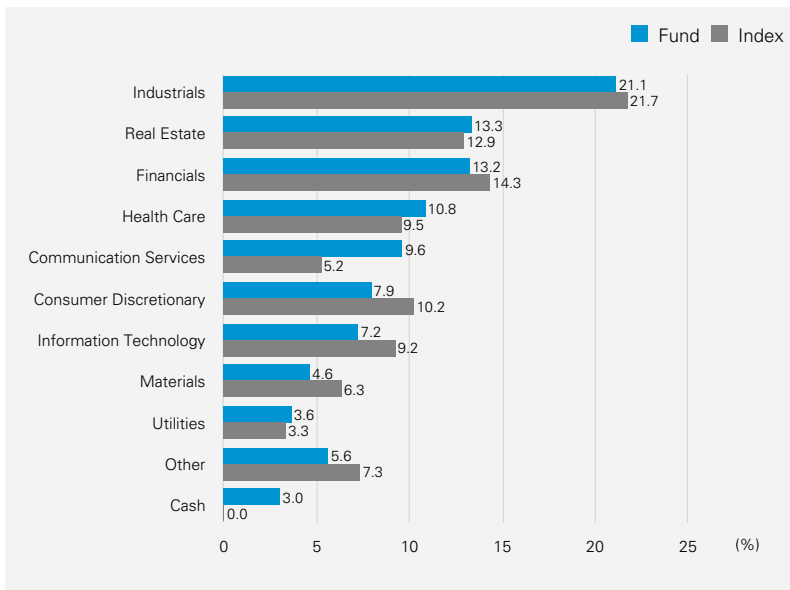
Annual Management Charge 1.00%

Identification Codes

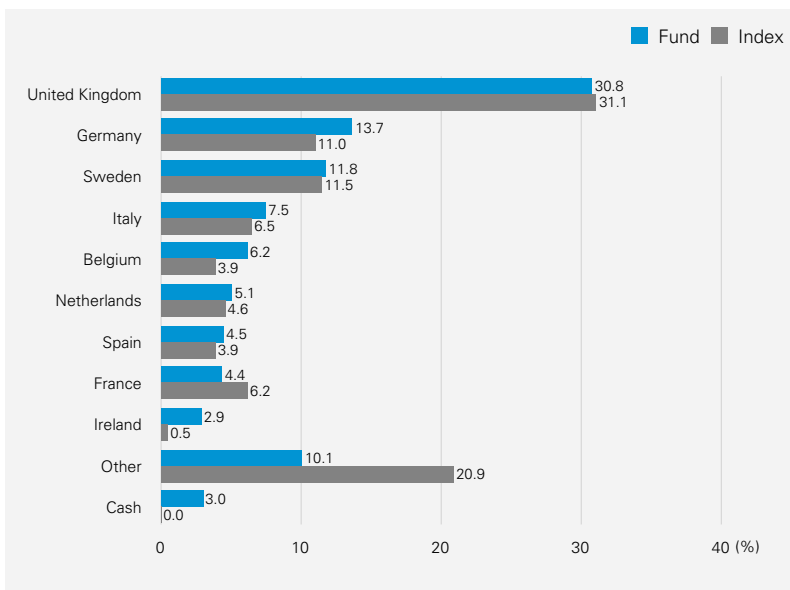
Type	ISIN	Sedol	Bloomberg
Accumulation	IE00BYZWJ891	BYZWJ89	LPEIALP ID

*There is no assurance that the Lazard Pan-European Small Cap Fund's objectives or performance targets will be achieved.

Sector Breakdown



Country Breakdown



Ten Largest Holdings

Stock	Country	Fund (%)
Volusion	United Kingdom	2.3
JTC	United Kingdom	2.1
Kinopolis	Belgium	2.1
Aroundtown	Germany	2.0
Karnov Group	Sweden	2.0
Polypipe	United Kingdom	1.9
Dermapharm	Germany	1.9
flatex	Germany	1.8
Royal Unibrew	Denmark	1.8
JOST Werke	Germany	1.6
Total		19.5
Number of Securities		80

Technical Statistics*

Alpha (% p.a.) -1.25

"Alpha" represents the return of a portfolio that is attributable to the manager's investment decisions.

Beta 1.06

"Beta" measures a fund's sensitivity to movements in the overall market.

Tracking Error (% p.a.) 3.65

"Tracking error" measures the volatility of the difference between a portfolio's performance and the benchmark.

Information Ratio -0.30

"Information ratio" represents the value added of the manager (excess return) divided by the tracking error.

Sharpe Ratio 0.33

"Sharpe ratio" measures return in excess of the risk free rate for every unit of risk taken.

*Source: Morningstar. Technical statistics calculated three years to 29 February 2020. For the calculation of Sharpe ratio, the 3-month Libor rate has been used as the reference interest rate.

Contact Details

Lazard Asset Management

Via Dell'Orso 2, 20121 Milan

Support Desk

Telephone: + 39-02-8699-8611

Email: fondi@lazard.com

Website

www.lazardassetmanagement.com

Important Information

All data contained herein are sourced by Lazard Asset Management or affiliates unless otherwise noted. This is a financial promotion and is not intended to constitute investment advice. The fund is a sub-fund of Lazard Global Active Funds plc, an Irish-registered Open Ended Investment Company ("OEIC") and recognised Undertaking for Collective Investments in Transferable Securities ("UCITS"). Not all share classes of the relevant sub-fund are registered for marketing in Italy and target institutional investors only. SUBSCRIPTIONS MAY ONLY BE BASED ON THE CURRENT PROSPECTUS. The relevant Key Investor Information Document (KIID) must be read before the investment in the relevant share classes. Copies of the Prospectus, Key Investor Information Document and Report and Accounts in English, and other languages where appropriate, are available on request or at www.lazardassetmanagement.com. The performance or the fees may be different between the relevant share classes of the sub-fund. The applicable fees are indicated in the KIID related to the relevant share class which the investor intends to subscribe. Please consult your independent financial advisor or the Fund Manager if you require further information. PAST PERFORMANCE IS NOT A RELIABLE INDICATOR OF FUTURE RESULTS. The Paying Agent are BNP Paribas Securities Services, Piazza Lina Bo Bardi, 3, 20124 Milano, and Allfunds Bank SA, Milan Branch, Via Santa Margherita 7, 20121, Milano. Changes in the rate of exchange between the currency in which shares are denominated and the currency of investment may have the effect of causing the value of your investment to fluctuate. The information provided herein should not be considered a recommendation or solicitation to purchase, retain or sell any particular security. It should also not be assumed that any investment in these securities was or will be profitable. Investing in equities may lead towards higher returns in the long term. However, considerable fluctuations can apply to equity prices resulting in a greater risk that you may not get your money back. MSCI makes no express or implied warranties or representations and shall have no liability whatsoever with respect to any MSCI data contained herein. The MSCI data may not be further redistributed or used as a basis for other indexes or any other securities or financial products. This document is not approved, reviewed or produced by MSCI. Securities of smaller companies may be less liquid, and exhibit more volatile returns, than the securities of larger companies. MSCI makes no express or implied warranties or representations and shall have no liability whatsoever with respect to any MSCI data contained herein. The MSCI data may not be further redistributed or used as a basis for other indexes or any other securities or financial products. This document is not approved, reviewed or produced by MSCI. This information is provided by the Italian branch of the Lazard Asset Management (Deutschland) GmbH and it is aimed solely at professional and institutional investors. Lazard Asset Management (Deutschland) GmbH, Via Dell'Orso 2 - 20121 Milan is authorized and regulated in Germany by the BaFin. Shares of this Fund are not allowed to be distributed or sold either within the United States of America or to or for the account of US citizens or US-based US citizens.