

## Capital Group New Perspective Fund (LUX)

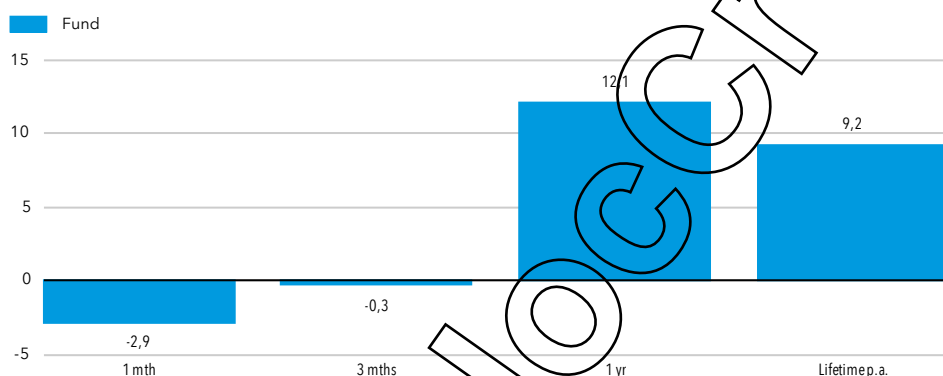
### Objective

The fund's primary investment objective is to achieve long-term growth of capital by investing in common stocks of companies located around the world. Future income is a secondary objective.

### The Capital advantage

Since 1931 our firm, Capital Group, has been singularly focused on delivering superior, consistent results for long-term investors using high-conviction portfolios, rigorous research and individual accountability.

### Results in EUR as at 31 March 2018, %



### Calendar year, %

	2016	2017
Fund	2,4	21,7

### 1 year to 31 Mar, %

	2017	2018
Fund	15,4	12,1

**Fund results** are shown after fees and expenses and are calculated as the increase or decrease in net asset value of the fund over the relevant period. The net asset value is calculated based on close-of-business prices for performance and fee calculation purposes only. No dealing activity can be based on such net asset value. Please refer to [capitalgroup.com/europe](http://capitalgroup.com/europe) for further information on net asset value applicable to any dealing activity in the fund, and for other share classes; these have different fees and expenses, and returns will differ. Results data does not take account of costs incurred on the issue of shares. Past results are not a guarantee of future results. Source: Capital Group.

### Fund essentials

Launch date	30 October 2015
Fund size	€2.254 million
Number of holdings	240
Turnover	22,4%
Gross income yield	1,6%
Net income yield	1,3%

**Number of holdings** may not include stocks in the process of acquisition.

**Turnover** is calculated over the last 12 months as the lesser of monthly purchases and sales divided by average net assets.

**Yield** is calculated over the same period as income earned by the fund, on both a before (gross) as well as an after (net) withholding taxes basis (in each case before fees), divided by average total net assets. This differs from the yield of each share class.

### Portfolio

managers	Based in	Years at Capital
Brady Enright	San Francisco	21
Jody Jonsson	Los Angeles	27
Jonathan Knowles	Singapore	26
Noriko Chen	San Francisco	19
Rob Lovelace	Los Angeles	32
Steve Watson	Hong Kong	28


### Research portfolio

Research analysts are allocated part of the fund assets to manage

Portfolio managers are the same for both fund and composite

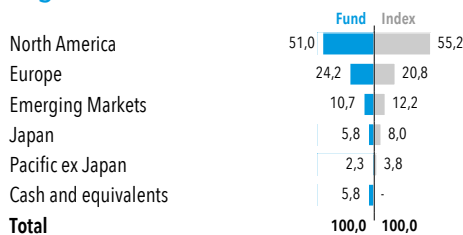
Composite launch date	31 March 1973
Composite size	€67.793 million

### Ratings

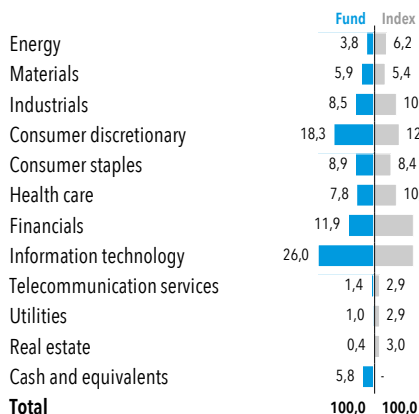


© 2018 Morningstar. All rights reserved. Morningstar Analyst Rating™ as at 17 January 2017.

## Region breakdown, %



## Sector breakdown, %



Region and sector breakdowns are data that are likely to change over time and do not constitute a commitment from the management company.

## Top 10 holdings

	Sector	% Fund
Amazon	Consumer discretionary	4,0
Facebook	Information technology	2,6
TSMC	Information technology	2,3
ASML	Information technology	2,2
Microsoft	Information technology	1,9
Alphabet	Information technology	1,9
JPMorgan Chase	Financials	1,8
Naspers	Consumer discretionary	1,7
CME Group	Financials	1,4
Pernod Ricard	Consumer staples	1,3
<b>Total</b>		<b>21,3</b>

Data is likely to change over time and does not constitute a commitment from the management company.

Share class information (further share classes available at [capitalgroup.com/europe](http://capitalgroup.com/europe))

Class	NAV	Management fee p.a.	TER	Dividend yield	Bloomberg	ISIN	SEDOL
Zh-EUR (Acc)	€11,20	0,750%	0,86%	n/a	CGNPZHE LX	LU1295556887	BYSR0S8

**Dividend yield** is the income return on the share class and is shown for distributing share classes only. It is calculated over the last 12 months as income earned by the fund after withholding taxes, fees and expenses. Where hedged share classes are listed, the Fund will aim at hedging, with a reasonable margin of tolerance, the main currency exposures of the Fund back into the currency referred to in the relevant Class's designation. It is expected that the resulting effective hedge ratio (i.e. the percentage exposure in the currency of the hedged share class) will typically be in the range of 80% to 100%.

**The charges** you pay are used to pay the costs of running the fund, including the costs of marketing and distributing it. These charges reduce the potential growth of your investment. In addition to the Total Expense Ratio (TER), entry charges may apply according to provisions described in the Prospectus. However, exit penalties may apply when there is excessive trading or market timing. Data is likely to change over time and does not constitute a commitment from the management company. Past results are not a guarantee of future results.

**Total Expense Ratio (TER)** is calculated over the last 12 months with a one month lag. TER data is therefore as at 28 February 2018.

© 2018 Morningstar. All rights reserved. The information contained herein: (1) is proprietary to Morningstar and/or its content providers; (2) may not be copied or distributed; and (3) is not warranted to be accurate, complete or timely. Neither Morningstar nor its content providers are responsible for any damages or losses arising from any use of this information. Past performance is no guarantee of future results. For more detailed information about Morningstar's Analyst Rating, including its methodology, please go to:

[corporate.morningstar.com/uk/documents/MethodologyDocuments/AnalystRatingforFundsMethodology.pdf](http://corporate.morningstar.com/uk/documents/MethodologyDocuments/AnalystRatingforFundsMethodology.pdf). For disclosure and detailed information about this fund please refer to full Morningstar Global Fund Report at [www.capitalgroup.com/content/dam/cgc/tenants/europe/documents/morningstar/NPF\\_Mstar\\_Analyst\\_Report\(en\).pdf](http://www.capitalgroup.com/content/dam/cgc/tenants/europe/documents/morningstar/NPF_Mstar_Analyst_Report(en).pdf)

This material, issued by Capital International Management Company Sàrl ("CIMC"), 37A avenue J.F. Kennedy, L-1855 Luxembourg, is distributed for information purposes only. CIMC is regulated by the Commission de Surveillance du Secteur Financier ("CSSF" - Financial Regulator of Luxembourg) and manages the fund which is a sub-fund of Capital International Fund. The fund is organised as an investment company with variable capital ("SICAV") under the laws of the Grand Duchy of Luxembourg and authorised by the CSSF as a UCITS. All information is as at the date indicated unless otherwise stated and is subject to change.

To obtain a list of distributors of the fund please visit [CNMV.es](http://CNMV.es). Capital International Fund is registered with the Comisión Nacional del Mercado de Valores ("CNMV") under the number 983.

## Risk factors you should consider before investing:

- The value of shares and income from them can go down as well as up and you may lose some or all of your initial investment.
- Past results are not a guarantee of future results.
- If the currency in which you invest strengthens against the currency in which the underlying investments of the fund are made, the value of your investment will decrease.
- The Prospectus and Key Investor Information Document set out risks, which, depending on the fund, may include risks associated with investing in emerging markets and/or high yield securities. Emerging markets are volatile and may suffer from liquidity problems.

## Other important information:

The fund is offered only by Prospectus, together, where applicable, with the Key Investor Information Document. These documents, together with the latest Annual and Semi-Annual Reports and any documents relevant to local legislation, contain more complete information about the fund, including relevant risks, charges and expenses, and should be read carefully before investing. However, these documents and other information relating to the fund will not be distributed to persons in any country where such distribution would be contrary to law or regulation. They can be accessed online at [thecapitalgroup.com/europe](http://thecapitalgroup.com/europe), where the latest daily prices are also available.

The tax treatment depends on individual circumstances and may be subject to change in future. Investors should seek their own tax advice. This information is neither an offer nor a solicitation to buy or sell any securities or to provide any investment service. © 2018 Capital Group. All rights reserved.

## Reference information

Fiscal year end	31 December
Dealing frequency	Daily
Domicile	Luxembourg
Index	MSCI ACWI (net divs)
Investment adviser	Capital Research and Management Company
Base currency	USD

## Risk statistics (Zh-EUR shares)

Lifetime risk statistics	
Standard deviation	8,7

Risk statistics are based on close of market returns (T+1).

**Standard deviation (absolute volatility)** is a measure of the absolute variability of returns and the larger the standard deviation, the greater the likelihood (and risk) that a fund's results will fluctuate from the average return. It is based on monthly observations using a population standard deviation calculation.

36 observations are required for statistical significance