

# Man Convertibles Far East



MONTHLY SUMMARY REPORT: 31 OCTOBER 2017

REPORTING CLASS: Man Convertibles Far East D H USD Acc

## FUND AIM

Man Convertibles Far East offers investors access to a long-only portfolio of Asian convertible bonds, actively managed by a dedicated and specialist investment team. The product draws on Man's vast experience in the convertible bond area and provides diversified access to the Asian convertible bond universe through a single product structure.

A complete description of fund aims is set out in the fund's prospectus.

## FUND RISKS

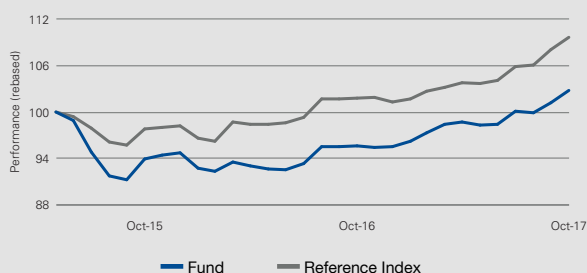
The value of your investment and the income from it may rise as well as fall and you may not get back the amount originally invested. Prior to investing in the Fund investors should carefully consider the risks associated with investing, whether the Fund suits their investment requirements and whether they have sufficient resources to bear any losses which may result from an investment in the Fund. Investors should only invest if they understand the terms on which the Fund is offered. Investors should consider the following risks and where appropriate seek professional advice before investing: **Market Risk, Counterparty Risk, Currency Risk, Liquidity Risk, Financial Derivatives Instruments, Leverage Risk, Emerging Markets, Non-Investment Grade Securities, Single Region/Country.** More details can be found in the risk glossary.

Prior to making investments investors should read and consider the fund's offering documents.

## DISCRETE PERFORMANCE

	31 Oct 12 - 31 Oct 13	31 Oct 13 - 31 Oct 14	31 Oct 14 - 31 Oct 15	31 Oct 15 - 31 Oct 16	31 Oct 16 - 31 Oct 17
Reporting Class	N/A	N/A	N/A	1.79%	7.52%
Reference Index	N/A	N/A	N/A	4.13%	7.79%

## PERFORMANCE CHART (SINCE INCEPTION)



Source: Man Group plc (31 October 2017)

Reference Index represented by: Thomson Reuters Asia ex-Japan Hedged Convertible Bond Index (USD)

## PERFORMANCE RETURNS

	Reporting Shareclass	Reference Index	Relative
1 Month	1.59%	1.50%	0.09%
3 Months	2.69%	3.62%	-0.93%
6 Months	4.09%	5.70%	-1.61%
YTD	7.64%	8.32%	-0.69%
1 Year	7.52%	7.79%	-0.27%
3 Years	N/A	N/A	N/A
5 Years	N/A	N/A	N/A
Since Inception	2.77%	9.72%	-6.95%

**Past Performance is not indicative of future performance. Returns may increase or decrease as a result of currency fluctuations.** Performance data is shown net of the reporting class Ongoing Charge Figure (or TER), performance fees and transaction costs and gross of taxes with gross dividend income reinvested, and does not take into account sales and redemption charges where such costs are applicable. Other share classes may charge different fees.

## SYNTHETIC RISK & REWARD INDICATOR (SRRI)

◀ Lower Risk | Higher Risk ▶  
Typically Lower Rewards | Typically Higher Rewards

1	2	3	4	5	6	7
---	---	---	---	---	---	---

See Glossary for an explanation of the SRRI Calculation

## FUND DETAILS

Inception Date <sup>1</sup>	10 June 2015
Fund Size	EUR 134,419,842
Portfolio Manager(s)	Carsten Oppelt
Structure	UCITS
Domicile	Luxembourg
Reference Index (RI) <sup>†</sup>	Thomson Reuters Asia ex-Japan Hedged Convertible Bond Index (USD)
Valuation Frequency	Daily
Dealing Frequency	Daily
Subscriptions	Before 12:00 (Luxembourg) 1 business day prior to dealing date
Redemptions	Before 12:00 (Luxembourg) 1 business day prior to dealing date
Investment Type	Accumulating
Ongoing Charge Figure (OCF) <sup>1</sup>	1.78%

<sup>1</sup> Refers to the reporting share class only. Other classes may differ.

## PERFORMANCE STATISTICS (SINCE INCEPTION)

	Reporting Shareclass	Reference Index	Relative
Annualised Return	1.15%	3.95%	-2.80%
Annualised Volatility	5.17%	3.84%	1.32%
Sharpe Ratio <sup>2</sup>	0.06	0.81	-0.75
Correlation	0.91	N/A	N/A
Beta	1.23	N/A	N/A
Information Ratio	-1.22	N/A	N/A
Tracking Error	2.30%	N/A	N/A

<sup>2</sup> Sharpe ratio is an absolute measure of risk-adjusted return, negative Sharpe ratios are not shown as they can be misleading.

## EXPOSURE ANALYSIS

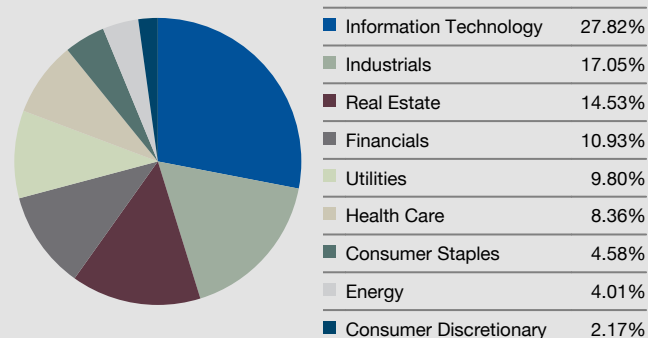
### PORTFOLIO STATISTICS

Securities	99.25%	Average Rating	BBB
Cash	0.75%	Average Life to Optimal	2.65
Number of Positions	49	Yield to Optimal	0.21%
Equity Sensitivity	42.73%	Current Yield	0.57%
Effective Duration	1.19		

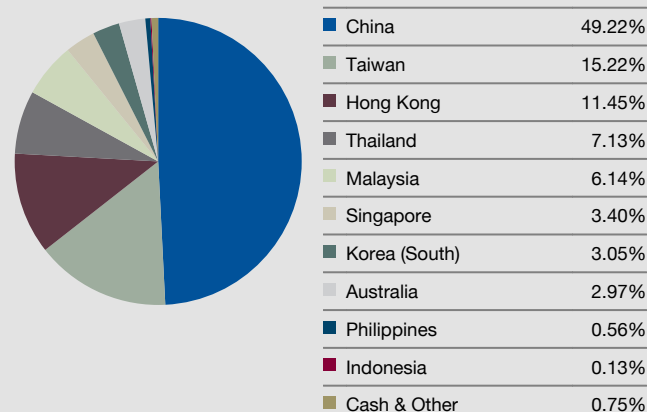
### TOP 5 FX EXPOSURES

Currency	
EUR	91.50%
THB	4.41%
HKD	3.36%
AUD	0.47%
SGD	0.29%

### SECTOR ALLOCATION



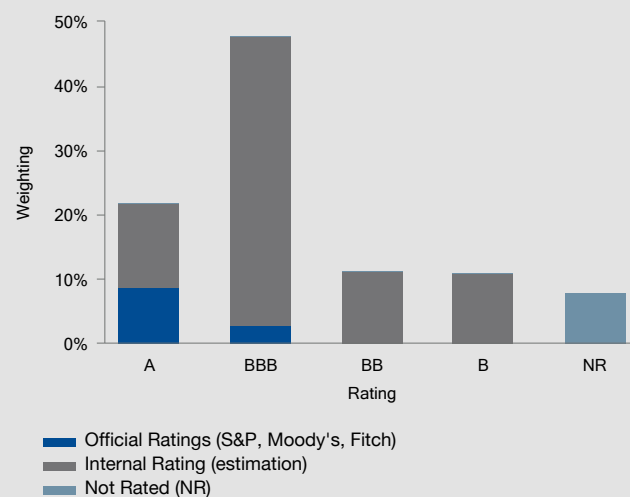
### COUNTRY ALLOCATION



### TOP 10 POSITIONS<sup>^</sup>

Security Name	Market Value
CHINA OVRS FIN 5 0% 05-JAN-2023	5.51%
CRRC CORP LTD 0% 05-FEB-2021	5.33%
SEMICONDUCTOR MANUFACTUR 0% 07-Jul-2022	5.33%
CHINA RAILWAY CONSTRUCT 0% 29-JAN-2021	4.89%
HAITONG INTL SECURITIES 0% 25-Oct-2021	4.33%
INDAH CAPITAL KNBZMK REGS 0% 24 OCT 18	4.02%
KUNLUN ENERGY CO LTD 1.625% 25-Jul-2019 (CNY)	4.01%
ENN ENERGY HOLDINGS 0 26-FEB-2018	3.99%
BAGAN CAPITAL LTD 0 23-Sep-2021	3.70%
SHANGHAI PORT GROUP BVI 0% 09-Aug-2021	3.68%

### CREDIT QUALITY DISTRIBUTION



## HISTORICAL PERFORMANCE

	Jan	Feb	Mar	Apr	May	Jun	Jul	Aug	Sep	Oct	Nov	Dec	YTD
2015	-	-	-	-	-	-1.10%	-4.10%	-3.34%	-0.56%	2.99%	0.50%	0.34%	-5.31%
2016	-2.07%	-0.47%	1.32%	-0.55%	-0.43%	-0.06%	0.79%	2.41%	-0.01%	0.07%	-0.14%	0.03%	0.83%
2017	0.71%	1.20%	1.09%	0.37%	-0.46%	0.11%	1.72%	-0.21%	1.29%	1.59%	-	-	7.64%

## NAV TABLE

Class	NAV	2014	2015	2016	ISIN	Minimum Initial	Minimum Additional	Entry Charge†	Redemption Fee (Up to)	OCF	Performance Fee
D H USD Acc	102.77	-	-	0.83%	LU0686792903	1,000	1,000	5.00%	N/A	1.78%	N/A
D EUR Acc	1879.61	1.53%	6.15%	-0.54%	LU0061927850	1,000	1,000	5.00%	N/A	1.79%	N/A
D H CHF Acc	136.86	1.21%	5.00%	-1.29%	LU0424369766	1,000	1,000	5.00%	N/A	1.79%	N/A
I H CHF Acc	117.52	2.01%	5.71%	-0.54%	LU0686792812	100,000	1,000	5.00%	N/A	0.99%	N/A

Model calculation (net): an investor wishes to purchase shares for Euro 1,000. With a maximum issue surcharge of 5.00%, he has to spend a one-off amount of Euro 50.00 when making the purchase. In addition, there may be custodian costs that reduce performance. The custodian costs are decided by your bank's price list and service charges.

\*Entry Charge is up to the rate indicated.

†The reference index is selected by the Investment Manager for performance illustration and comparison purposes only. It is not a formal benchmark and does not form part of the Fund's investment objectives or investment policy.

^The organisations and/or financial instruments mentioned are for reference purposes only. The content of this material should not be construed as a recommendation for their purchase or sale.

## GLOSSARY

<b>Annualised Return</b>	An annualised total return is an average amount of money earned by an investment each year over a given time period. It is calculated to show what an investor would earn over a period of time if the annual return was compounded.
<b>Annualised Volatility</b>	Volatility is the rate and extent at which the price of a portfolio, security or index, moves up and down. If the price swings up and down with large movements, it has high volatility. If the price moves more slowly and to a lesser extent, it has lower volatility. It is used as a measure of the riskiness of an investment. Annualised volatility is an average annual amount of volatility over a given time period.
<b>Beta</b>	A measure of how sensitive an investment portfolio is to market movements. The sign of the beta (+/-) indicates whether, on average, the portfolio's returns move in line with (+), or in the opposite direction (-), to the market. The market has a beta of 1. If the portfolio has a beta of less (more) than 1, it means that the security is theoretically less (more) volatile than the market.
<b>Correlation</b>	A measure of the interdependence or strength of the relationship between two investments. A correlation of 1 means that the two investments are perfectly synchronised, -1 implies that they move in symmetrically opposite directions and 0 means no relationship between them.
<b>Credit Rating (quality)</b>	A score awarded by S&P, Moody's or Fitch to indicate the financial strength of the issuer of a bond, and the potential for a default on interest and principal payments. For example, according to the S&P rating scheme the top credit rating is 'AAA'. The lowest rating to be considered 'investment grade' is 'BBB-'. Below 'BBB-', bonds are termed 'sub investment grade' or 'high yield'. If more than one rating agency awards a score, the lowest score will be chosen. If no official score is awarded by S&P, Moody's or Fitch the portfolio manager assigns an internal estimate.
<b>Delta/Equity Sensitivity</b>	Delta is the ratio comparing the change in the price of the underlying asset to the corresponding change in the price of a derivative. For example, if an equity option has a delta value of 0.65, this means that if the underlying stock increases in price by £1, the option will rise by £0.65, all else equal.
<b>Distribution Yield</b>	The distribution yield reflects the amounts that may be expected to be distributed over the next twelve months as a percentage of the fund's net asset value per share as at the date shown, and may be estimated. It does not include any initial charge and investors may be subject to tax on distributions.
<b>Duration</b>	Expressed in years and measures the sensitivity of a bond's price to a change in interest rates. There is an inverse relationship between bond prices and interest rates.
<b>Entry Charge</b>	The entry charge shown is a maximum figure and in some cases you might pay less. Please refer to your financial advisor or the distributor for the actual charges.
<b>Expected Life</b>	Bonds with embedded options may be exercised prior to maturity, therefore the term may be shorter than the maturity of the underlying bonds. The issuer / holder may choose to call or put the bond respectively during the market cycle as interest rates fluctuate. Issuers may wish to exercise callable bonds in order to lock in a lower rate of borrowing (reducing the cost of capital) or a holder of a puttable bond may exercise in order to invest in higher yielding issuance. Expected life takes account of bonds with embedded options and is the expected time before the embedded option is exercised.
<b>Exposure</b>	This refers to the part of a portfolio that is subject to the price movements of a specific security, sector, market or economic variable. It is typically expressed as a percentage of the total portfolio, e.g. the portfolio has 10% exposure to the mining sector.
<b>FX Forward</b>	An FX forward contract is an agreement to purchase or sell a set amount of a foreign currency at a specified price for settlement at a predetermined time in the future.
<b>Gross Exposure Rescaled</b>	If the portfolio has a gross exposure of 120% we may in some circumstances rescale this to equal 100% for sector or country breakdowns. For example, if United States Gross exposure is 40% of the 120% in the fund, the rescaled gross exposure would be $(40\%/120\%)*100\%$ which would be 33% so the United States makes up 33% of the total gross exposure when rescaled.
<b>Information Ratio</b>	A ratio of portfolio returns above the excess returns of a benchmark (usually an index) to the volatility of those returns. The ratio measures a portfolio manager's ability to generate excess returns relative to a benchmark. Volatility is measured using tracking error.
<b>Life to Optimal</b>	This is expected life of a bond taking embedded options into account, therefore showing the date at which the optimum yield would be achieved.
<b>Long Position</b>	A security that is bought in expectation that it will rise in value.
<b>Maturity</b>	Maturity is the length of time before a financial instrument ends, after which it must either be renewed or it will cease to exist.
<b>NAV</b>	The Net Asset Value (NAV) represents the value per share. It is calculated by dividing the total net asset value of the fund (the value of the fund's assets less its liabilities) by the number of shares outstanding.
<b>Ongoing Charge Figure (OCF)</b>	The OCF is based on expenses and may vary from year to year. It includes management fees but excludes performance fees (where applicable) and portfolio transaction costs, except in the case of an entry/exit charge paid by the Fund when buying or selling units in another sub-fund. The charges you pay are used to pay the costs of running the Fund, including the costs of marketing and distributing it. These charges reduce the potential growth of your investment.
<b>Overweight/Underweight</b>	Refers to a fund's position in line with its chosen reference index. Overweight means a fund holds more of a certain security than the reference index and underweight means a fund holds less of a certain security compared to its reference index.
<b>Performance Fee</b>	The payment made to an Investment Manager if certain performance levels are achieved (often over and above any levels set out in the investment objective) within a set time period. Please refer to the fund's prospectus for a complete description.
<b>Position Concentration</b>	The proportion of a portfolio's net asset value represented by the largest (e.g. 5/10/20) positions.
<b>Redemption Fee</b>	This is the maximum amount by which your investment may be reduced prior to the proceeds being paid out.
<b>Running Yield</b>	At security level, running yield is the annual income on an investment divided by its current market value. At fund level, it is a weighted average of the contributing securities, based on absolute weights.
<b>Sector (i)</b>	A sector is an area of the economy in which businesses share the same or a related product or service. It can also be thought of as an industry or market that shares common operating characteristics. Dividing an economy into different pieces allows for more in-depth analysis of the economy as a whole.
<b>Sector (ii)</b>	A peer group of funds which have a similar investment objective or invest in the same type of assets. These are organised by independent companies such as the Investment Management Association in the UK. The average performance of a sector is often used to compare with the performance of an individual fund in the sector.
<b>Sharpe Ratio</b>	The Sharpe Ratio is a measure for calculating risk-adjusted return, and has become the industry standard for such calculations. The Sharpe Ratio is the average return earned in excess of the risk-free rate per unit of volatility or total risk. The higher the ratio the better, with a number greater than 1 usually considered good, a number greater than 2 considered very good and a ratio of 3 or higher considered excellent. As it is an absolute measure of risk-adjusted return, negative Sharpe Ratios can be misleading and are therefore shown as N/A.
<b>Short Position</b>	Fund managers use this technique to borrow a security and then sell it with the intention of buying it back for less when the price falls. The position profits if the security falls in value. Within UCITS funds, derivatives – such as contracts for difference (CFDs) – can be used to simulate a short position.
<b>Synthetic Risk &amp; Reward Indicator (SRRI)</b>	Featured on the Key Investor Information Document (KIID), the SRRI is a measure of the overall risk and reward profile of a fund. Funds are categorised on a scale from 1 to 7 where 1 is the lowest risk and 7 is the highest. Typically, the SRRI is derived from the volatility of past returns over a 5-year period. Investors should be aware the indicator is based on historical data and may not be a reliable indication of the future risk profile of the Fund. The lowest category does not mean risk free.

<b>Tracking Error</b>	Tracking error is a measure of the divergence between a portfolio's returns and the benchmark or index against which it is managed.
<b>Yield to Maturity</b>	Yield to maturity (YTM) is the total return anticipated on a bond if the bond is held until the end of its lifetime. Yield to maturity is considered a long-term bond yield expressed as an annual rate, coupons are assumed to be reinvested at the same rate. This takes into account the change in yield should the issuer have the desire and the ability to retire the debt prior to maturity.
<b>Yield to Optimal</b>	Yield to optimal tries to capture the most likely outcome of the conversion feature of the convertible bond. Therefore, if the conversion value of the convertible bond is higher than the repay price the yield to optimal is represented by the current yield, otherwise it is treated as a bond like instrument and the yield to optimal is represented by the maximum of the yield to maturity or yield to put.
<b>YTD</b>	Year-to-date.

## RISK GLOSSARY

**Market Risk** - The Fund is subject to normal market fluctuations and the risks associated with investing in international securities markets. Therefore, the value of your investment and the income from it may rise as well as fall and you may not get back the amount originally invested.

**Counterparty Risk** - The Fund will be exposed to credit risk on counterparties with which it trades in relation to on-exchange traded instruments such as futures and options and where applicable, 'over-the-counter' ("OTC", "non-exchange") transactions. OTC instruments may also be less liquid and are not afforded the same protections that may apply to participants trading instruments on an organised exchange.

**Currency Risk** - The value of investments designated in another currency may rise and fall due to exchange rate fluctuations. Adverse movements in currency exchange rates may result in a decrease in return and a loss of capital. It may not be possible or practicable to successfully hedge against the currency risk exposure in all circumstances.

**Liquidity Risk** - The Fund may make investments or hold trading positions in markets that are volatile and which may become illiquid. Timely and cost efficient sale of trading positions can be impaired by decreased trading volume and/or increased price volatility.

**Financial Derivatives Instruments** - The Fund will invest financial derivative instruments ("FDI") (instruments whose prices are dependent on one or more underlying asset) to achieve its investment objective. The use of FDI involves additional risks such as high sensitivity to price movements of the asset on which it is based. The extensive use of FDI may significantly multiply the gains or losses.

**Leverage Risk** - The Fund's use of FDI may result in increased leverage which may lead to significant losses.

**Emerging Markets** - The Fund may invest a significant proportion of its assets in securities with exposure to emerging markets which involve additional risks relating to matters such as the illiquidity of securities and the potentially volatile nature of markets not typically associated with investing in other more established economies or markets.

**Non-Investment Grade Securities** - The Fund may invest a significant proportion of its assets in non-investment grade securities (such as "high yield" securities) are considered higher risk investments that may cause income and principal losses for the Fund. They are instruments which credit agencies have given a rating which indicates a higher risk of default. The market values for high yield bonds and other instruments tend to be volatile and they are less liquid than investment grade securities.

**Single Region/Country** - The Fund is a specialist country-specific or geographic regional fund, the investment carries greater risk than a more internationally diversified portfolio.

**A complete description of risks is set out in the fund's prospectus.**

## Important information

The Fund is a sub-fund of Man Umbrella SICAV, domiciled in Luxembourg and registered with the Commission de Surveillance du Secteur Financier. Full details of the Fund objectives, investment policy and risks are located in the Prospectus which is available with the Key Investor Information Document in English and in an official language of the jurisdictions in which the Fund is registered for public sale, together with the Report and Accounts of the UCITS. The Fund's documentation are available free of charge from the local information/paying agent, from authorised distributors and from [www.man.com](http://www.man.com).

In order to fulfil the fund's objectives the Prospectus allows the manager the ability to invest principally in units of other collective investment schemes, bank deposits, derivatives contracts designed with the aim of gaining short term exposure to an underlying stock or index at a lower cost than owning the asset, or assets aiming to replicate a stock or debt securities index.

The value of an investment and any income derived from it can go down as well as up and investors may not get back their original amount invested. Alternative investments can involve significant additional risks.

This material is for information purposes only and does not constitute an offer or invitation to invest in any product for which any Man Group plc affiliate provides investment advisory or any other services. Prior to making any investment decisions, investors should read and consider the fund's offering documents.

Opinions expressed are those of the author as of the date of their publication, and are subject to change.

Some statements contained in these materials concerning goals, strategies, outlook or other non-historical matters may be "forward-looking statements" and are based on current indicators and expectations at the date of their publication. We undertake no obligation to update or revise them. Forward-looking statements are subject to risks and uncertainties that may cause actual results to differ materially from those implied in the statements.

Distribution of this material and the offer of shares may be restricted and the minimum subscription amount may be higher in certain jurisdictions. The product(s) mentioned within this material (i) may not be registered for distribution in your jurisdiction, and (ii) may only be available to professional or otherwise qualified investors or entities. It is important that distributors and/or potential investors are able to ensure compliance with local regulations prior to making a subscription. Please refer to the offering documentation for additional information.

Unless stated otherwise the source of all information is Man Group plc and its affiliates as of the date on the first page of this material.

Unless indicated otherwise this material is communicated by Man Umbrella SICAV, 19, rue de Bitbourg, L-1273 Luxembourg, Grand Duchy of Luxembourg which is regulated by the Commission de Surveillance du Secteur Financier and registered under the number R.C.S. Luxembourg B-53150. This material is distributed pursuant to global distribution and advisory agreements by subsidiaries of Man Group plc ("Marketing Entities"). Specifically, in the following jurisdictions:

**Australia:** To the extent this material is distributed in Australia it is communicated by Man Investments Australia Limited ABN 47 002 747 480 AFSL 240581, which is regulated by the Australian Securities & Investments Commission (ASIC). This information has been prepared without taking into account anyone's objectives, financial situation or needs.

**European Economic Area:** Unless indicated otherwise this material is communicated in the European Economic Area by Man Solutions Limited which is an investment company as defined in section 833 of the Companies Act 2006 and is authorised and regulated by the UK Financial Conduct Authority (the "FCA"). Man Solutions Limited is registered in England and Wales under number 3385362 and has its registered office at Riverbank House, 2 Swan Lane, London, EC4R 3AD. As an entity which is regulated by the FCA, Man Solutions Limited is subject to regulatory requirements, which can be found at <http://register.fca.org.uk>.

**Germany:** To the extent this material is used in Germany, the communicating entity is Man (Europe) AG, which is authorised and regulated by the Liechtenstein Financial Market Authority (FMA). Man (Europe) AG is registered in the Principality of Liechtenstein no. FL-0002.420.371-2. Man (Europe) AG is an associated participant in the investor compensation scheme, which is operated by the Deposit Guarantee and Investor Compensation Foundation PCC (FL-0002.039.614-1) and corresponds with EU law. Further information is available on the Foundation's website under [www.eas-liechtenstein.li](http://www.eas-liechtenstein.li). A number of the Fund's share classes are registered for distribution to professional and non-professional investors in Germany. The Fund's documentation can be obtained in German free of charge from the paying agent in Germany, Marcard, Stein & Co GmbH & Co KG, Ballindamm 36, 20095 Hamburg. This material is of a promotional nature.

**Hong Kong:** To the extent this material is distributed in Hong Kong, this material is communicated by Man Investments (Hong Kong) Limited and has not been reviewed by the Securities and Futures Commission in Hong Kong. This material can only be communicated to intermediaries, and professional clients who are within one of the professional investors exemptions contained in the Securities and Futures Ordinance and must not be relied upon by any other person(s).

**Liechtenstein:** To the extent the material is used in Liechtenstein, the communicating entity is Man (Europe) AG, which is regulated by the Financial Market Authority Liechtenstein (FMA). Man (Europe) AG is registered in the Principality of Liechtenstein no. FL-0002.420.371-2. Man (Europe) AG is an associated participant in the investor compensation scheme, which is operated by the Deposit Guarantee and Investor Compensation Foundation PCC (FL-0002.039.614-1) and corresponds with EU law. Further information is available on the Foundation's website under [www.eas-liechtenstein.li](http://www.eas-liechtenstein.li). A number of the Fund's share classes are registered for distribution to professional and non-professional investors in Liechtenstein. The Fund's documentation can be obtained in German free of charge from the paying agent in Liechtenstein, LGT Bank AG, Herrengasse 12, FL-9460 Vaduz.

**Spain:** Full prospectuses and simplified prospectuses, statutes and annual and semi-annual accounts of the investment products are available free of charge at the offices of the Spanish distributors authorised in Spain. A list of the Spanish distributors authorised and their contact details can be obtained on the Comisión Nacional del Mercado de Valores ("CNMV") website: [www.cnmv.es](http://www.cnmv.es). Man Umbrella SICAV: The sub-funds mentioned herein are authorised to be marketed to the public in Spain and belong to the Man Umbrella SICAV that is registered in the Comisión Nacional del Mercado de Valores (hereinafter the "CNMV") with the number 592.

**Switzerland:** To the extent the material is distributed in Switzerland the communicating entity is Man Investments AG, which is regulated by the Swiss Financial Market Supervisory Authority. A number of share classes in the Luxembourg domiciled Fund have been registered for distribution with the Swiss Financial Markets Supervisory Authority. The Swiss representative is Man Investments AG, Huobstrasse 3, 8808 Pfäffikon SZ. The Swiss paying agent is RBC Investor Services Bank S.A., Esch-sur-Alzette, Zürich Branch, Badenerstrasse 567, P.O. Box 1292, CH-8048 Zürich. The Prospectus, the Key Investor Information Document (the "KIID"), the Memorandum and Articles of Association as well as the annual and semi-annual reports can be obtained free of charge from the Swiss representative. In respect of the units distributed in and from Switzerland, the place of jurisdiction is Pfäffikon SZ, Switzerland. Please take note that you are only permitted to distribute this material onwards if you are licensed as distributor (or exempt according to art. 8 Collective Investment Schemes Ordinance) and have entered into a written distribution agreement with Man Investments AG.

This material is not suitable for US persons.

This material is proprietary information and may not be reproduced or otherwise disseminated in whole or in part without prior written consent. Any data services and information available from public sources used in the creation of this material are believed to be reliable. However accuracy is not warranted or guaranteed. © Man 2017

## SHAREHOLDER SERVICES

<b>Name</b>	Citibank Europe plc, Luxembourg Branch
<b>Address</b>	31 Zone d'activités Bourmicht L-8070 Bertrange Luxembourg
<b>Telephone</b>	+352 45 14 14 700
<b>Fax</b>	+352 45 14 14 851
<b>Email</b>	<a href="mailto:luxta.man@citi.com">luxta.man@citi.com</a>

<b>Investment Manager</b>	Man Investments CH AG
<b>Custodian</b>	Citibank Europe plc, Luxembourg Branch
<b>Administrator</b>	Citibank Europe plc, Luxembourg Branch
<b>Management Company</b>	MDO Management Company SA