

CS (Lux) FundSelection Balanced EUR UBH USD

Fund information

Multi Asset Solutions

277.92

Fund total net assets, EUR in millions

Share class TNA, USD in millions
4.66

Share class NAV, USD
153.82

Management fee p.a.¹
1.25%

MTD (net) return
2.43%

QTD (net) return
5.07%

YTD (net) return
5.07%

Fund details

| | |
|-------------------------|-------------------------------------|
| Morningstar rating | ★★★★★ (31.03.2024) |
| Investment Manager | Gerhard Werginz, Christopher Schütz |
| Fund launch date | 09.12.2013 |
| Share class launch date | 29.01.2015 |
| Share class | UBH |
| Share class currency | USD |
| Distribution policy | Accumulating |
| Fund domicile | Luxembourg |
| ISIN | LU1144420897 |

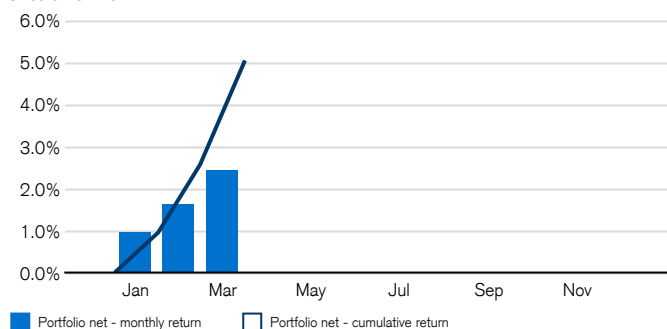
Investment Policy

The primary investment objective of the fund is real-term capital preservation and long-term capital enhancement through regular income, as well as capital and currency gains. The fund invests in a broadly diversified portfolio of actively managed investment funds, and also exchange traded funds (ETFs), structured products, and derivatives. The fund is invested worldwide in equities, bonds, currencies and alternative investments.

Investing involves risk including the risk of loss of capital. Past performance does not predict future returns. Neither simulated nor historical performance is a reliable indicator for current or future performance.

Performance overview - monthly & cumulative

since 01.01.2024



Performance overview - cumulative

since 01.02.2015



Performance overview - monthly & YTD

since 01.01.2024, in %

| | Jan | Feb | Mar | Apr | May | Jun | Jul | Aug | Sep | Oct | Nov | Dec | YTD |
|---------------|------|------|------|-----|-----|-----|-----|-----|-----|-----|-----|-----|------|
| Portfolio net | 0.95 | 1.61 | 2.43 | | | | | | | | | | 5.07 |

Performance overview

since 01.02.2015, in %

| | Rolling Returns | | | Annualized Returns | | |
|---------------|-----------------|----------|--------|--------------------|---------|------|
| | 1 months | 3 months | 1 year | 3 years | 5 years | ITD |
| Portfolio net | 2.43 | 5.07 | 12.74 | 4.87 | 6.38 | 4.46 |

Risk overview - ex post

since 01.02.2015, in %

| | Annualized risk, in % | | | |
|----------------------|-----------------------|---------|---------|------|
| | 1 year | 3 years | 5 years | ITD |
| Portfolio volatility | 6.21 | 8.80 | 9.57 | 8.45 |

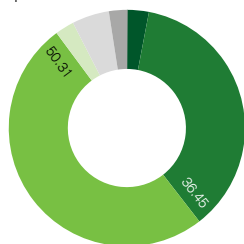
Performance overview - yearly

since 01.02.2015, in %

| | 2015 | 2016 | 2017 | 2018 | 2019 | 2020 | 2021 | 2022 | 2023 | 2024 |
|---------------|-------|------|------|-------|-------|------|-------|--------|-------|------|
| Portfolio net | -3.97 | 4.65 | 6.97 | -6.21 | 18.01 | 4.88 | 13.88 | -10.49 | 11.59 | 5.07 |

Asset breakdown

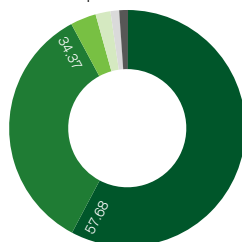
By asset class in % of total economic exposure



Cash and Cash Equivalents: 2.99
 Fixed Income: 36.45
 Equities: 50.31
 Hedge Funds / Insurance Linked: 2.60
 Securities: 2.60
 Commodities: 5.09
 Real Estate: 2.55

Asset breakdown (after currency hedging on fund level)

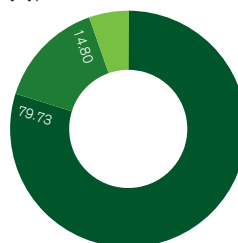
By instrument currency in % of total economic exposure



EUR: 57.68
 USD: 34.37
 JPY: 3.52
 GBP: 2.04
 CHF: 1.15
 AUD: 0.02
 CAD: 0.02
 Others: 1.20

Asset breakdown

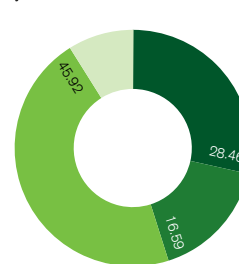
By type in % of bond economic exposure



Straight bonds: 79.73
 Emerging Market bonds: 14.80
 High Yield bonds: 5.47

Asset breakdown

By duration in % of bond economic exposure



1-3 years: 28.46
 3-5 years: 16.59
 5-7 years: 45.92
 7-10 years: 9.03

Asset breakdown by asset class & country

In % of total economic exposure

| | Cash and Cash Equivalents | Fixed Income | Equities | Alternatives | Total |
|------------------|---------------------------|--------------|--------------|--------------|---------------|
| Euroland | - | 29.07 | 14.64 | 2.55 | 46.25 |
| USA | - | - | 19.80 | - | 19.80 |
| Emerging Markets | - | 5.39 | 5.39 | - | 10.78 |
| Global | - | 1.99 | 0.47 | 7.69 | 10.15 |
| Asia Pacific | - | - | 4.25 | - | 4.25 |
| Japan | - | - | 3.44 | - | 3.44 |
| United Kingdom | - | - | 1.28 | - | 1.28 |
| Switzerland | - | - | 1.04 | - | 1.04 |
| Others | 2.99 | - | - | - | 2.99 |
| Total | 2.99 | 36.45 | 50.31 | 10.25 | 100.00 |

Past performance does not predict future returns. Neither simulated nor historical performance is a reliable indicator for current or future performance.

Performance commentary

The S&P 500 hit a fresh all-time high, its 20th so far this year and other major markets joined the cyclical upswing with monetary easing around the corner. Except for Japan, bond yields of the developed economies are on their way down, although from still historically high levels. Lingered geopolitical uncertainty gives rise to more volatile commodity prices as reflected in the price increase this month. The CHF weakened on the recent rate cut while the USD continued to stay strong, but range bound.

Market comments

As the first quarter ends, equity markets are buoyant and cross-asset volatility has remained low. The Swiss National Bank announced a 25-basis-point rate cut in March, being the first in a row of rate-cutting cycles among major central banks to be expected this year. The Bank of Japan on the other hand took a historic step, implementing its first hike in 17 years, and ending an eight-year stretch of negative interest rates. The move followed further evidence that Japan's decades-long struggle with deflation is coming to an end. For the US economy, much of the recent debate revolved around whether it would stage a hard landing or a soft landing after an impressive run of growth and resilience. Currently, a still tight labor market and surprisingly high inflation adds credence to the prospect of "no landing at all," at least in the short run.

Comments on positioning

Our base case remains that incoming data during the coming months should be soft enough for the Fed to cut rates by 75bps this year, creating a favorable environment for quality bonds and quality stocks. We therefore remain neutral in equities, preferring emerging markets over the UK. We also keep our preference for the higher-quality segments of fixed income given the all-in yields on offer and as central banks transition from rate-hiking to rate-cutting cycles.

Comments on transactions

No major transactions in March.

Key identifiers

| | |
|------------------|--|
| Instrument Name | Credit Suisse (Lux) FundSelection Balanced EUR UBH USD |
| ISIN | LU1144420897 |
| Bloomberg ticker | CFSUBHU LX |
| Valor no. | 26367307 |

Key facts

| | |
|---|------------------------------------|
| Fund management company | Credit Suisse Fund Management S.A. |
| UCITS | Yes |
| SFDR Classification | Article 6 |
| Accounting year end | 30. November |
| Securities lending | Yes |
| Ongoing charges ² | 1.94% |
| Subscription notice period | daily |
| Subscription settlement period | T + 4 |
| Redemption notice period | daily |
| Redemption settlement period | T + 4 |
| Cut-off time | 13:00 CET |
| Swinging single pricing (SSP ³) | partial swing NAV |

Fixed Income – Key metrics

| | Modified duration | Yield to worst |
|--------------|-------------------|----------------|
| Fixed Income | 4.74 | 4.08% |

Risk overview - ex post

| | 1 year Portfolio | 3 years Portfolio | 5 years Portfolio |
|--------------------------|---------------------|----------------------|----------------------|
| Minimum net return, in % | -1.58 | -5.67 | -9.93 |
| Maximum net return, in % | 4.27 | 5.83 | 5.92 |
| Maximum drawdown, in % | -3.91 | -12.93 | -13.42 |
| Sharpe ratio | 1.12 | 0.28 | 0.49 |

Cash and Cash Equivalents

as of 29.02.2024

| Instrument Name | Currency | Weight |
|---------------------------|----------|--------|
| Cash and Cash Equivalents | | 3.35% |

Top 5 positions by segment

as of 29.02.2024

| Instrument Name ³ | Currency | Coupon p.a. | Maturity date | Weight |
|------------------------------------|----------|-------------|---------------|---------------|
| Fixed Income | | | | 36.65% |
| CSIF (LUX) BOND AGG EUR QBX EUR | EUR | | | 6.43% |
| SISF EUR CORP BD | EUR | | | 5.42% |
| BGF EURO BOND I2 EUR | EUR | | | 4.98% |
| CS LUX CORP SHRT DUR EUR BF EB | EUR | | | 4.88% |
| BGF EURO SHORT DURATION BD I2 EUR | EUR | | | 3.60% |
| Equities | | | | 50.52% |
| XTRACKERS EURO STOXX UCITS ETF C | EUR | | | 9.79% |
| VANGUARD S&P UCITS ETF USD DIS | USD | | | 9.36% |
| INVESCO EQQQ NASDAQ-100 UCITS ETF | USD | | | 6.19% |
| FIDELITY EAY | USD | | | 4.17% |
| ISHARES DOW JONES INDUST AVERAGE U | USD | | | 4.10% |
| Alternatives | | | | 9.48% |
| CS LUX COMMODITYALLOCATION EB USD | USD | | | 4.46% |
| CS LUX ALT OPPORT FD EA USD | USD | | | 2.59% |
| JANUS HENDER PANEUR PROP FD G2 EUR | EUR | | | 2.44% |

² If the currency of a financial product and/or its costs is different from your reference currency, the return and cost may increase or decrease as a result of currency fluctuations.

³ The individual entities and/or instruments mentioned on this page are meant for illustration purposes only and are not intended as a solicitation or an offer to buy or sell any interest or any investment.

Potential Risks

The Fund's risk and reward profile does not reflect the risk inherent in future circumstances that differ from what the Fund has experienced in the recent past. This includes the following events which are rare but can have a large impact.

- Credit risk: Issuers of assets held by the Fund may not pay income or repay capital when due. The Fund's investments generally have low credit risk.
- Liquidity risk: Assets cannot necessarily be sold at limited cost in an adequately short timeframe. The Fund's investments may be prone to limited liquidity. The Fund will endeavor to mitigate this risk by various measures.
- Counterparty risk: Bankruptcy or insolvency of the Fund's derivative counterparties may lead to payment or delivery default.
- Event risk: In the case a trigger event occurs contingent capital is converted into equity or written down and thus may lose substantially in value.
- Operational risk: Deficient processes, technical failures or catastrophic events may cause losses.
- Political and Legal risks: Investments are exposed to changes of rules and standards applied by a specific country. This includes restrictions on currency convertibility, the imposing of taxes or controls on transactions, the limitations of property rights or other legal risks. Investments in less developed financial markets may expose the Fund to increased operational, legal and political risk.
- Sustainability risks: Sustainability risks are environmental, social or governance events or conditions that can have a material negative effect on the return, depending on the relevant sector, industry and company exposure.

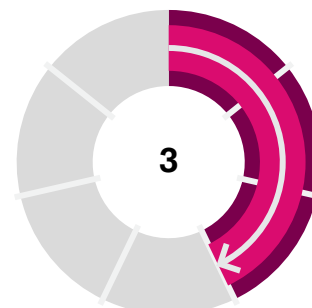
The product's investment objectives, risks, charges and expenses, as well as more complete information about the product, are provided in the prospectus (or relevant offering document), which should be read carefully before investing.

The full offering documentation including complete information on risks may be obtained free of charge from a Credit Suisse client advisor, representative, or, where applicable, via Fundsearch (credit-suisse.com/fundsearch).

The investment promoted in this marketing material concerns the acquisition of units or shares in a fund and not of any underlying assets. The underlying assets are owned by the fund only.

Risk profile⁴

PRIP SRI



Larger values (up to 7) indicate higher risk while lower values (up to 1) indicate lower risk.

⁴ The risk indicator assumes you keep the Product for 5 years. The actual risk can vary significantly if you redeem at an early stage and you may get back less. The Summary Risk Indicator is a guide to the level of risk of this Product compared to other products. It shows how likely it is that the Product will lose money because of movements in the markets. Be aware of currency risk if your reference currency differs from the currency of the Product. You may receive payments in a different currency, so the final return you will get depends on the exchange rate between the two currencies. Investors shall note that the Product may be exposed to further risks such as operational, counterparty, political, sustainability and legal risks that are not included in the Summary Risk Indicator. This Product does not include any protection from future market performance so you could lose some or all of your investment.

Glossary

| | |
|--|---|
| Accumulating | Indicates a regular reinvestment of the dividends received in the portfolio itself |
| Annualized Risk | Annualized risk is a statistic, which is used to measure the risk of a fund by describing the range of returns, which were achieved in the observation period are most likely to be achieved. Greater volatility implies greater risk. |
| Ex post | Refers to metrics based on historical data |
| ITD | Inception-to-date |
| Maximum drawdown | Represents the worst possible result (in percentage terms) that occurred during the period being analyzed. |
| MTD | Month-to-date |
| NAV | Net Asset Value |
| Ongoing Charges | The calculation of the ongoing charge is based on the Committee of European Securities Regulators/10-674 Directive. For a maximum of 12 months from fund fiscal year end and since inception, the ongoing charges figure is based on estimated expenses. After that, the ongoing charges correspond to the TER of the last annual report. It excludes performance fees and portfolio transaction costs, except in the case of an entry/exit charge paid by the fund when buying or selling shares/units in another collective investment undertaking. |
| QTD | Quarter-to-date |
| Sustainable Finance Disclosure Regulation (SFDR) | Regulation (EU) 2019/2088 of the European Parliament and of the Council of 27 November 2019 on sustainability-related disclosures in the financial services sector |
| Sharpe ratio | The Sharpe ratio gives the excess return per unit of risk (in terms of standard deviation). The higher the ratio, the better the risk-return profile of the fund. |
| TNA | Total Net Assets |
| YTD | Year-to-date |

Warning statements

| | |
|----------------------------------|--|
| Asset breakdown | Indicative allocation may change over time. All holdings are shown strictly for information purposes only and do not constitute investment recommendations of Credit Suisse. Please note that this does not constitute an offer or a solicitation to buy or sell any interest or any investment. |
| Swinging Single Pricing | For more details, please refer to the relevant chapter "Net Asset Value" of the fund's prospectus |
| Performance start date | Performance calculation and presentation start with the first full month of an invested strategy. This can lead to a difference in launch and performance start dates. |
| PRIP SRI | The Summary Risk Indicator is a guide to the level of risk of this Product compared to other products. It shows how likely it is that the Product will lose money because of movements in the markets. |
| Yield to maturity/Yield to worst | The shown yield to maturity/yield to worst is calculated as of 31.03.2024 and does not take into account costs, changes in the portfolio, market fluctuations and potential defaults. The yield to maturity / yield to worst is an indication only and is subject to change. |

Want to learn more?

Visit: <https://credit-suisse.com/fundsearch>

Important information

Source: Credit Suisse, unless otherwise specified

© 2024 Morningstar. All Rights Reserved. The information contained herein: (1) is proprietary to Morningstar and/or its content providers; (2) may not be copied or distributed; and (3) is not warranted to be accurate, complete or timely. Neither Morningstar nor its content providers are responsible for any damages or losses arising from any use of this information. Past performance is no guarantee of future results. For more information about the rating methodology, time frame, and the number of funds included in the analysis, please visit www.morningstar.com.

This material constitutes marketing material of Credit Suisse AG and/or its affiliates (hereafter "CS").

This material does not constitute or form part of an offer or invitation to issue or sell, or of a solicitation of an offer to subscribe or buy, any securities or other financial instruments, or enter into any other financial transaction, nor does it constitute an inducement or incitement to participate in any product, offering or investment.

This marketing material is not a contractually binding document or an information document required by any legislative provision.

Nothing in this material constitutes investment research or investment advice and may not be relied upon. It is not tailored to your individual circumstances, or otherwise constitutes a personal recommendation, and is not sufficient to take an investment decision.

The information and views expressed herein are those of CS at the time of writing and are subject to change at any time without notice. They are derived from sources believed to be reliable.

CS provides no guarantee with regard to the content and completeness of the information and where legally possible does not accept any liability for losses that might arise from making use of the information. If nothing is indicated to the contrary, all figures are unaudited. The information provided herein is for the exclusive use of the recipient.

The information provided in this material may change after the date of this material without notice and CS has no obligation to update the information.

This material may contain information that is licensed and/or protected under intellectual property rights of the licensors and property right holders. Nothing in this material shall be construed to impose any liability on the licensors or property right holders. Unauthorised copying of the information of the licensors or property right holders is strictly prohibited.

The full offering documentation including, the prospectus or offering memorandum, the Key Investor Information Document (KIID), the Key Information Document (KID), the fund rules, as well as the annual and bi-annual reports ("Full offering documentation"), as the case may be, may be obtained free of charge in one of the languages listed below from the legal entity/entities indicated below and where available via FundSearch (credit-suisse.com/fundsearch).

Information on your local distributors, representatives, information agent, paying agent, if any, and your local contacts in respect of the investment product(s) can be found below.

The only legally binding terms of any investment product described in this material, including risk considerations, objectives, charges and expenses are set forth in the prospectus, offering memorandum, subscription documents, fund contract and/or any other fund governing documents.

For a full description of the features of the products mentioned in this material as well as a full description of the opportunities, risks, and costs associated with the respective products, please refer to the relevant underlying securities prospectuses, sales prospectuses, or other additional product documents, which we will be pleased to provide to you at any time upon request.

The investment promoted in this marketing material concerns the acquisition of units or shares in a fund and not of any underlying assets. The underlying assets are owned by the fund only.

This material may not be forwarded or distributed to any other person and may not be reproduced. Any forwarding, distribution or reproduction is unauthorized and may result in a violation of the U.S. Securities Act of 1933, as amended (the "Securities Act"). The securities referred to herein have not been, and will not be, registered under the Securities Act, or the securities laws of any states of the United States and, subject to certain exceptions, the securities may not be offered, pledged, sold or otherwise transferred within the United States or to, or for the benefit or account of, U.S. persons.

In addition, there may be conflicts of interest with regard to the investment.

In connection with the provision of services, Credit Suisse AG and/or its affiliates may pay third parties or receive from third parties, as part of their fee or otherwise, a one-time or recurring fee (e.g., issuing commissions, placement commissions or trailer fees).

Prospective investors should independently and carefully assess (with their tax, legal and financial advisers) the specific risks described in available materials, and applicable legal, regulatory, credit, tax and accounting consequences prior to making any investment decision.

The alternative investment fund manager or the (UCITS) management company, as applicable, may decide to terminate local arrangements for the marketing of the shares/units of a fund, including terminating registrations or notifications with the local supervisory authority.

A summary of investor rights for investing into European Economic Area domiciled investment funds managed or sponsored by Credit Suisse Asset Management can be obtained in English via www.credit-suisse.com/am/regulatory-information, local laws relating to investor rights may apply.

Spain

Regulator / Supervisor legal entity: Comisión Nacional del Mercado de Valores ("CNMV"), Edison, 4, 28006 Madrid Spain, Tel: 34 91 585 15 00, Website: www.cnmv.es

Distributor - if this material is distributed by: Credit Suisse AG, Sucursal en España*, Calle Ayala 42, 28001 Madrid, España

* Legal entity, from which the full offering documentation, the key investor information document (KIID), the fund rules, as well as the annual and bi-annual reports, if any, may be obtained free of charge.

Language versions available: English, German, French or Italian

Copyright © 2024 CREDIT SUISSE. All rights reserved.