

# LO Selection – Capital Accumulation

## Syst. Hdg, (USD) I

### Fact Sheet (marketing document)

Asset Allocation • Multi-Asset

30 September 2022

#### FUND FACTS

Domicile/Legal structure	Luxembourg/SICAV
Legal Status	UCITS
Fund inception date	31 January 2014
SFDR Classification	Article 6
Currency of Fund	EUR
Currency of share class	USD Hedged
Fund manager	F. Lee, J. Smaga, Wei Chuan Pek
Net assets (all classes)	USD 21.14 million
Liquidity (sub./red.)	daily, 15:00
Min. investment	EUR 5 million or equivalent
Entry/Exit fees	0% / 0%
Management fee	0.70%
Distribution fee	0%
FROC	0.175%
Ongoing charge (30 September 2022)	1.24%
TER max (31 March 2022)	1.29%

#### RISK AND REWARD PROFILE

1	2	3	4	5	6	7
---	---	---	---	---	---	---

Low High

This indicator (SRRI) represents the annualized historical volatility of the Sub-Fund over a 5-year period. Where there are less than 5 years worth of data, missing returns are simulated using an appropriate benchmark. The SRRI may change over time and should not be used as an indicator of future risk or returns. Even the lowest risk classification does not imply that the Sub-Fund is risk-free or that capital is necessarily guaranteed or protected.

<b>CODES</b>	Class A
ISIN	LU0974397027
Bloomberg	LVTHUIA LX
NAV	USD 11.30

#### FISCAL INFORMATION

ES - Switchable	No
-----------------	----

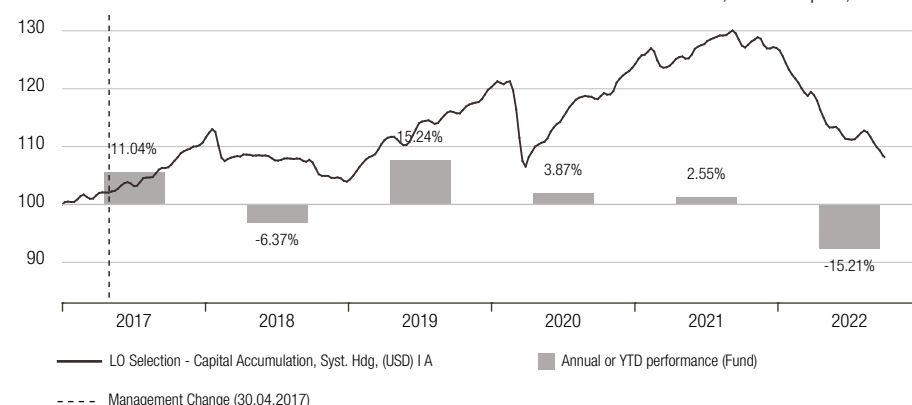
#### RATINGS

Morningstar Rating	★★★★★
--------------------	-------

#### HIGHLIGHTS

LO Selection - Capital Accumulation targets a return of cash + 5% p.a. while aiming to limit maximum drawdowns to 10% p.a. Its investment strategy focuses on generating steady returns while accumulating capital across economic cycles (expansion, recession and inflation). The fund follows a proprietary risk-based investment process in which portfolio asset allocation is driven primarily by a selection of five risk factors: developed equities, emerging equities, sovereign bonds, credit and commodities. The weights of the underlying investments are adjusted in such a manner that risk is spread across these five factors according to a risk allocation optimized for this risk profile. In addition, we seek to further diversify portfolio risk and returns by incorporating additional strategies aiming to capture alternative risk premia. Portfolio risk exposure is continuously monitored and asset allocation can be adjusted daily if required.

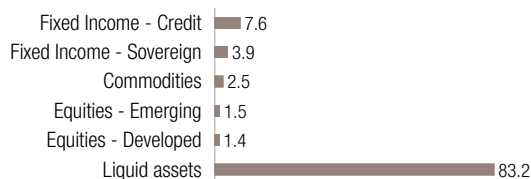
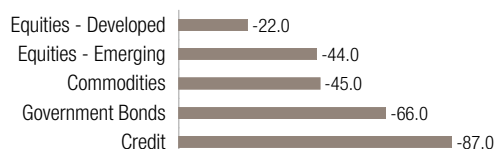
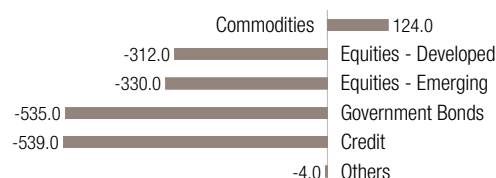
#### NET CUMULATIVE PERFORMANCE AND ANNUAL PERFORMANCE IN USD Dec 31, 2016 - Sep 30, 2022



Past performance does not predict future returns. Performances are displayed net of all costs except any entry and exit fees. Please refer to the cost section. Performance is subject to taxation which depends on the personal situation of each investor and may change in the future. Returns may increase or decrease as a result of currency fluctuations.

	Cumulative Fund	Annualized Fund
<b>NET PERFORMANCE IN USD</b>		
YTD	-15.21%	-
1 month	-2.54%	-
3 months	-2.71%	-
1 year	-14.85%	-
3 years	-6.78%	-2.30%
5 years	1.69%	0.33%
Total return (since 31.01.2014)	13.03%	1.42%

STATISTICS 30.09.2017 - 30.09.2022	Fund	Fund
Annualised volatility	7.09%	
Sharpe ratio	-0.14	
Max. drawdown	-16.68%	
		Number of positions
		15

**PORTFOLIO BREAKDOWN (IN % BY ASSET TYPE)****RISK CONTRIBUTION (IN %)****PERFORMANCE CONTRIBUTION - 1 MONTH (IN BPS)****PERFORMANCE CONTRIBUTION - YTD (IN BPS)****MONTHLY RETURNS  
IN %**

	2017	2018	2019	2020	2021	2022
	Fund	Fund	Fund	Fund	Fund	Fund
January	0.2	1.3	3.1	-0.1	0.3	-3.6
February	1.6	-4.1	0.9	-2.6	-0.9	-1.9
March	0.1	0.6	2.6	-7.4	-0.2	-0.7
April	0.3	0.2	0.9	3.1	1.6	-4.3
May	1.0	-0.3	-1.8	0.9	1.1	-1.0
June	-0.0	-0.7	3.5	2.0	1.1	-2.0
July	1.4	0.5	0.9	2.7	0.6	1.3
August	1.3	0.0	0.7	0.8	0.9	-1.4
September	0.5	-0.1	0.5	-0.4	-2.2	-2.5
October	2.5	-2.9	0.9	-0.7	0.6	
November	0.7	-0.1	0.5	3.9	-1.5	
December	1.0	-0.8	1.8	2.1	1.3	
<b>Year</b>	<b>11.0</b>	<b>-6.4</b>	<b>15.2</b>	<b>3.9</b>	<b>2.5</b>	<b>-15.2</b>

**PARTICULAR RISKS**

The following risks may be materially relevant but may not always be adequately captured by the synthetic risk indicator and may cause additional loss:

- Operational risk and risks related to asset safekeeping: In specific circumstances, there may be a material risk of loss resulting from human error, inadequate or failed internal systems, processes or controls, or from external events.

- Model Risk: Models may be misspecified, badly implemented or may become inoperative when significant changes take place in the financial markets or in the organization. Such a model could unduly influence portfolio management and expose to losses.

For more details about risk, see appendix B "Risk Factors Annex" of the prospectus.

**DISCLAIMER**

This document has been prepared by Lombard Odier Funds (Europe) S.A. and is issued by Lombard Odier Asset Management (Europe) Limited, a private limited company incorporated in England and Wales with registered number 07099556, having its registered office at Queensberry House, 3 Old Burlington Street, London, United Kingdom, W1S 3AB, Lombard Odier Investment Managers ("LOIM") is a trade name.

The fund mentioned in this document (hereinafter the "Fund") is a Luxembourg investment company with variable capital (SICAV). The Fund is authorised and regulated by the Luxembourg Supervisory Authority of the Financial Sector (CSSF) as a UCITS within the meaning of EU Directive 2009/65/EC, as amended. The management company of the Fund is Lombard Odier Funds (Europe) S.A. (hereinafter the "Management Company"), a Luxembourg based public limited company (SA), having its registered office at 291, route d'Arlon, L-1150 Luxembourg, authorized and regulated by the CSSF as a Management Company within the meaning of EU Directive 2009/65/EC, as amended. The Fund is only registered for public offering in certain jurisdictions. This document is not a recommendation to subscribe to and does not constitute an offer to sell or a solicitation or an offer to buy the Fund's shares nor shall there be any sale of the Fund's shares in any jurisdiction in which such offer, solicitation or sale would be unlawful. Consequently, the offering of the Fund's shares may be restricted in certain jurisdictions. Prospective investors must inform themselves of, and observe, such restrictions, including legal, tax, foreign exchange or other restrictions in their relevant jurisdictions. Neither this document nor any part of it shall form the basis of, or be relied on in connection with, any contract to purchase or subscription for the Fund's shares. Any such acquisition may only be made on the basis of the official documents of the Fund each in their final form. The articles of association, the prospectus, the Key Investor Information Document, the subscription form and the most recent annual and semi-annual reports are the only official offering documents of the Fund's shares (the "Offering Documents"). They are available on <http://www.loim.com> or can be requested free of charge, and in hardcopy at the registered office of the Fund or of the Management Company, from the distributors of the Fund or from the local representatives as mentioned below.

**Spain.** Supervisory Authority: Comisión Nacional del Mercado de Valores (CNMV). Representative: Allfunds Bank S.A. C/Nuria, 57 Madrid.

A summary of investor rights is available on <https://am.lombardodier.com/home/asset-management-regulatory-disc.html>.

An investment in the Fund is not suitable for all investors. Making an investment in a Fund is speculative. There can be no assurance that the Fund's investment objective will be achieved or that there will be a return on capital. Past or estimated performance is not necessarily indicative of future results and no assurance can be made that profits will be achieved or that substantial losses will not be incurred. Where the fund is denominated in a currency other than an investor's base currency, changes in the rate of exchange may have an adverse effect on price and income. All performance figures reflect the reinvestment of interest and dividends and do not take account the commissions and costs incurred on the issue and redemption of shares/units; performance figures are estimated and unaudited. Net performance shows the performance net of fees and expenses for the relevant fund/share class over the reference period. This document does not contain personalized recommendations or advice and is not intended to substitute any professional advice on investment in financial products. Before making an investment in the Fund, an investor should read the entire Offering Documents, and in particular the risk factors pertaining to an investment in the Fund, consider carefully the suitability of such investment to his/her particular circumstances and, where necessary, obtain independent professional advice in respect of risks, as well as any legal, regulatory, credit, tax, and accounting consequences. This document is the property of LOIM and is addressed to its recipient exclusively for their personal use. It may not be reproduced (in whole or in part), transmitted, modified, or used for any other purpose without the prior written permission of LOIM. It is not intended for distribution, publication, or use in any jurisdiction where

such distribution, publication, or use would be unlawful. This document contains the opinions of LOIM, as at the date of issue. The information and analysis contained herein are based on sources believed to be reliable. However, LOIM does not guarantee the timeliness, accuracy, or completeness of the information contained in this document, nor does it accept any liability for any loss or damage resulting from its use. All information and opinions as well as the prices indicated may change without notice. The contents of this document are intended for persons who are sophisticated investment professionals and who are either authorised or regulated to operate in the financial markets or persons who have been vetted by LOIM as having the expertise, experience and knowledge of the investment matters set out in this document and in respect of whom LOIM has received an assurance that they are capable of making their own investment decisions and understanding the risks involved in making investments of the type included in this document or other persons that LOIM has expressly confirmed as being appropriate recipients of this document. If you are not a person falling within the above categories you are kindly asked to either return this document to LOIM or to destroy it and are expressly warned that you must not rely upon its contents or have regard to any of the matters set out in this document in relation to investment matters and must not transmit this document to any other person. Neither this document nor any copy thereof may be sent, taken into, or distributed in the United States of America, any of its territories or possessions or areas subject to its jurisdiction, or to or for the benefit of a United States Person. For this purpose, the term "United States Person" shall mean any citizen, national or resident of the United States of America, partnership organized or existing in any state, territory or possession of the United States of America, a corporation organized under the laws of the United States or of any state, territory or possession thereof, or any estate or trust that is subject to United States Federal income tax regardless of the source of its income.

Source of the figures: Unless otherwise stated, figures are prepared by LOIM.

**Disclaimer related to Morningstar Ratings and Categories:** © 2019 Morningstar, Inc. All Rights Reserved. The information contained herein: (1) is proprietary to Morningstar; (2) may not be copied or distributed; and (3) is not warranted to be accurate, complete or timely. Neither Morningstar nor its content providers are responsible for any damages or losses arising from any use of this information.

**Important information on target performance/risk:** Target performance/risk represents a portfolio construction goal. It does not represent past performance/risk and may not be representative of actual future performance/risk.

**Important information on portfolio composition:** The portfolio information provided in this document is for illustrative purposes only and does not purport to be recommendation of an investment in, or a comprehensive statement of all of the factors or considerations which may be relevant to an investment in, the referenced securities. They illustrate the investment process undertaken by the manager in respect of a certain type of investment, but may not be representative of the Fund's past or future portfolio of investments as a whole and it should be understood that they will not of themselves be sufficient to give a clear and balanced view of the investment process undertaken by the manager or of the composition of the investment portfolio of the Fund. As the case may be, further information regarding the calculation methodology and the contribution of each holding in the representative account to the overall account's performance can be obtained by the Fund or the Management Company.

© 2022 Lombard Odier Investment Managers – all rights reserved.