

Federated Hermes US SMID Equity Fund

Factsheet 31 August 2024

Objective: The investment objective of the Fund is to provide long-term capital appreciation by investing primarily in equity or equity related securities of small and medium-sized companies domiciled in the US, or which derive a large proportion of their income from US activities. These are primarily listed or traded in the US or Canada.

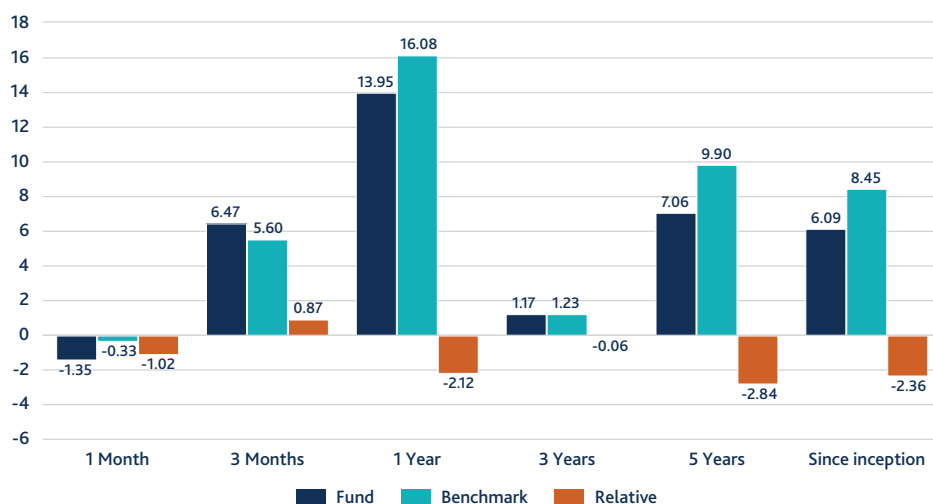
Investment Approach: The investment manager seeks to achieve its objective by investing in a diversified portfolio of high-quality companies when they are attractively priced and owning them for long time periods. Through fundamental analysis and assessments, augmented by consideration of environmental, social and governance (ESG) factors, the manager identifies companies with a durable competitive advantage, sustainable and stable earnings, sensible financial management and a positive ESG story. Companies of this quality are typically less risky than the majority of small- and medium-sized companies. By integrating insights from our stewardship team, EOS at Federated Hermes, and engaging with portfolio companies as required, the manager encourages better ESG practices that support long-term returns.

Fund information

Fund type	UCITS
Inception date	26 September 2012
Fund size (m)	£886.7 / €1,054.1 A\$1,717.7 / US\$1,168.0 S\$1,521.7
Lead Portfolio Manager	Mark Sherlock
Co-Portfolio Manager	Michael Russell
Portfolio Manager	Henry Biddle
Benchmark	Russell 2500 Total Return Net
IA sector	North American Smaller Companies
No. of holdings	52
Concentration of top 10 holdings (%)	27.30
Base currency	US Dollar
Pricing	Daily
Valuation point	Midday
Ongoing Charge (%)	1.62
Share class	R Euro Accm Hdg
Min. investment	€1,000 or currency equivalent
ISIN	IE00BBL4VK40
Valoren	22400181
WKN	A1XAUF
Bloomberg ticker	HUSREAH

Share classes - whether Accm or Dist, hedged or unhedged - are available in other currencies. Ongoing Charge as at 30 June 2024 (estimated number).

Fund performance as at 31 August 2024 (%)



Performance over one year is annualised with relative data calculated arithmetically

Performance as at 31 August 2024 (%)

	YTD	2023	2022	2021	2020	2019
Fund	8.71	17.00	-19.46	19.24	5.62	25.90
Benchmark	7.43	17.91	-18.54	17.84	19.88	28.00

Rolling year performance (%)

	31/08/23 to 31/08/24	31/08/22 to 31/08/23	31/08/21 to 31/08/22	31/08/20 to 31/08/21	31/08/19 to 31/08/20
Fund	13.95	12.27	-19.06	39.04	-2.31
	31/08/18 to 31/08/19	31/08/17 to 31/08/18	31/08/16 to 31/08/17	31/08/15 to 31/08/16	31/08/14 to 31/08/15
Fund	-7.89	16.63	3.95	12.09	-

Prior to 26th June 2020, Federated Hermes US SMID Equity Fund was named Hermes US SMID Equity Fund. Performance not available for all of the above period. Fund performance shown is valued at midday, the benchmark is valued in the base currency of the Fund at previous day closing prices. Performance shown is the R share class Euro Accumulating Hedged net of all costs and management fees since seeding on 10 December 2014. Subscription and redemption fees are not included in the performance figures.

Absolute portfolio exposures

Top 10 holdings (%)

	Fund	Benchmark
Tyler Technologies	3.22	0.00
Axon Enterprise	3.20	0.00
Equifax	2.97	0.00
Eagle Materials	2.85	0.14
Reinsurance Group of America	2.80	0.23
Community Financial System Inc	2.66	0.05
Bio-Rad Laboratories	2.52	0.10
WEX	2.43	0.13
Retail Opportunity Investments	2.35	0.03
nVent Electric	2.29	0.18

Sector allocation (%)

	Fund	Benchmark
Industrials	39.63	21.41
Technology	19.05	11.23
Financials	12.26	15.75
Health Care	12.23	12.97
Consumer Discretionary	5.19	14.63
Utilities	2.72	2.96
Real Estate	2.35	7.29
Energy	2.07	5.28
Basic Materials	1.12	3.96
Consumer Staples	0.00	2.85
Telecommunications	0.00	1.66

Cash has been omitted from the sector & country allocations

Federated Hermes

Federated Hermes is a global asset manager guided by the conviction that responsible investing is the best way to create long-term wealth.

The group offers access to capabilities that span equity, fixed income, private markets, multi-asset and liquidity management strategies, in addition to experienced stewardship.

Before making any investment (new or continuous) please consult a financial advisor as to its suitability.

Contact us:

If you have any questions, please let us know using the contact details below:
 United Kingdom +44 (0)20 7702 0888
 Europe: +44 (0)20 7702 0888
 Australia +61 (2) 8051 3083
 Asia +65 6850 0670

Enquiries:
marketing@federatedhermes.com

SAI GLOBAL
 ISO 14001
 Environmental

Environmental performance

(Base currency: US Dollar)

	Fund	Benchmark
 Carbon Footprint (Tonnes CO2 per million invested in base currency)	63.82	124.11

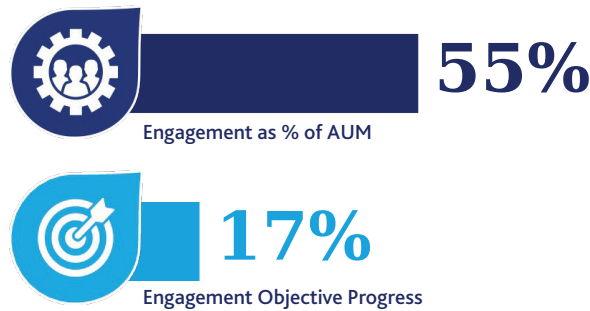
To measure the Fund's environmental performance the key performance indicator used is carbon footprint. This measures carbon emissions generated by companies within the Fund for every million units of currency invested. The calculation accounts for both direct and indirect greenhouse gas emissions, which are covered in industry-standard definitions for Scope 1, 2 and 3 emissions¹. Where a benchmark is referenced on Page 1, the Fund's environmental performance is also compared to that of the benchmark. Therefore, a smaller carbon footprint figure than the benchmark's is evidence that the Fund's emissions, adjusted for the market value held in the Fund, are lower than those of the benchmark. However, please note this fund does not have a specific environmental performance target unless stated in the Fund Objective. The carbon footprint figures shown in the table are accurate as of the end of the previous month.

Sources: Trucost. ¹Scope 1 relates to emissions from sources owned or controlled by the company. Scope 2 addresses indirect emissions associated with the generation of imported or purchased electricity, heat and/or steam. Scope 3 captures other indirect upstream emissions that are a consequence of the company's activities but are generated by sources owned or controlled by another entity, such as employee business travel.

Please note a change in methodology in how we calculate the footprint numbers for our equity funds. Going forward, we will be using Enterprise Value including cash (EVIC) instead of Market cap, in line with the TCFD recommendations and current methodology used for credit portfolios, to calculate carbon, water and/or waste footprint. We are now also rebalancing the portfolios excluding any names without carbon and/or financial data to conduct the calculations; this will now allow the portfolio metrics to be comparable to benchmark metrics, where benchmark metrics are required.

Stewardship

Engagement coverage and progress



The stewardship data show engagement coverage, progress and voting activity for the past 12 months as at the end of the previous month.

Engagement coverage: shows the proportion of Fund AUM engaged by our stewardship team, EOS at Federated Hermes (EOS). A higher value confirms that more assets are currently being engaged on material ESG and strategic considerations to develop more sustainable business practices and effect positive change.

Engagement progress: expresses the success of engagements with Fund assets. The percentage value confirms the proportion of engagements that have progressed one milestone under EOS's proprietary tracking system.

AUM engaged by theme: conveys the ESG and strategic topics that assets have been engaged on over the past 12 months.

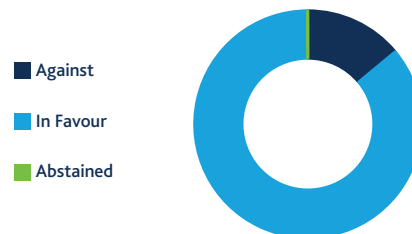
Voting activity: estimates voting activity at shareholder meetings based on Fund holdings at the end of the period. Votes are categorised as where the Fund either voted against management's recommendations on at least one resolution, entirely in favour of management's proposals, or abstained. EOS provides recommendations to the Fund on voting.

Source: EOS at Federated Hermes. Data is averaged over a 12-month rolling period.

Percentage of AUM engaged by theme



Voting activity (%)



Risk profile

- Past performance is not a reliable guide to future performance.
- The value of investments and income from them may go down as well as up and you may not get back the original amount invested.
- Small and Mid-Cap Companies Risk: Shares of small and medium-sized companies may be difficult to buy and sell and their share prices are likely to rise and fall by a larger amount than those of larger companies.
- For more information on risks please refer to the Key Investor Information Document / Key Information Document and Prospectus.

Glossary of terms

Accm or Accumulating	Instead of income derived from the fund's shares being paid to investors as dividends, this income is re-invested within the fund to buy further shares.
Average Weighted Coupon	Figure derived by weighting the coupon of each bond by its relative size in the portfolio.
Benchmark	A standard against which the performance of a security, mutual fund or investment manager can be measured. Generally, broad market stock and bond indexes are used for this purpose.
Bloomberg Ticker	A string of characters or numbers used to identify a listed company or entity on financial services news services.
Bond	An asset that allows an investor to lend money to a borrower (such as a corporation or government) for a defined period in exchange for interest being paid to the lender throughout the term of the loan and the loan being paid at maturity.
Citywire Rating	Citywire provides a rating of individual fund manager performance, rather than rating funds. Fewer than 25% of managers tracked qualify for a Citywire Fund Manager Rating. The ratings range downwards from AAA to AA, A and +.
Climate Change Impact (CCI) metrics	The CCI metrics measure how far the underlying company has reduced its carbon footprint in order to reduce the impact of climate change.
COB	Close of business.
Contingent Convertibles (CoCos)	A type of debt security that may be converted into equity or could be forced to suffer a write down of principal upon the occurrence of a pre-determined event ("the trigger event"). The trigger event is ordinarily linked to the financial position of the issuer and therefore the conversion is likely to occur as a result of a deterioration of the relative capital strength of the underlying.
Coupon	The rate of interest paid on a bond, which is expressed as a percentage of the nominal or face value. Coupons are typically paid semi-annually. The coupon on a fund level is the weighted average of all of the coupons on the underlying investments.
Credit	An asset class that focuses on investment in instruments that allow entities (such as corporations and governments) to borrow money in order to fund activities. Interest is paid by the borrower to the lender in instalments (known as 'coupon payments') throughout the term of the loan and the loan is expected to be repaid at a defined date in the future. Borrowers receive a 'credit rating' that indicates how risky the loan is likely to be and how likely it is that the borrower will fail to make repayments. More risky borrowers will be expected to pay a higher interest rate to compensate the borrower for the risk.
Credit Default Swap (CDS)	CDS is an insurance contracted by two parties on one underlying issuer facing a risk of default. CDS long risk represents an investment purchased to make a profit from the price of the underlying investment rising. CDS short risk represents an investment purchased to make a profit from the price of the underlying investment falling. CDS Index is an index containing multiple CDS's.
Credit Exposure	The total amount of credit extended to a borrower by a lender and the maximum value that will be lost if the counterparty defaults on the loan.
Credit Spread	The yield spread, or difference in yield between different securities, due to different credit quality.
Duration	A measure that helps approximate the degree of price sensitivity of a bond to changes in the interest rates. Although stated in years, duration is often explained as an estimate of the percentage price change of a bond in response to a one percent change in interest rates. Bonds with higher duration have a greater sensitivity to changes in interest rates and will generally experience a more significant drop in value as interest rates rise so carry a higher degree of risk.
Duration Times Spread (DTS)	DTS equals credit spread multiplied by duration. This is a volatility measure of spread duration.
Engagement	A purposeful, long-term and proactive dialogue between a company or asset and its investors, aiming to influence or change the way it is run in order to enhance its value and generate positive environmental and social outcomes. As a pioneer of effective stewardship, the international business of Federated Hermes believes that this practice lies at the heart of long-term investment. Our Responsibility Office oversees the integration of stewardship into all our investment activities.
EOS at Federated Hermes (EOS)	A pioneer of effective stewardship and provider. Founded in 2004 on a legacy dating back to 1983, EOS provides investors worldwide with the following services: engagement, voting, public policy advocacy, responsible-investment policy advice and portfolio screening.
ESG	An acronym for 'Environmental, Social and Governance' characteristics. A company can be assessed on its management of these considerations.
FE Crown Fund Rating	Ratings are compiled using three key measurements of a fund's performance. A five FE Crown Fund Rating reflects the highest tier.
Fundamental Analysis	Fundamental analysis in Credit seeks to provide a view of a company's ability to repay its financial obligations.
Future	A financial contract obligating the buyer to purchase an asset (or the seller to sell an asset) at a predetermined future date and price.
High-Yield Credit	A credit security that has a lower credit rating than other credit securities, increasing the potential risk of loan default. In return for the increased risk, the high-yield credit will pay a higher interest rate ('yield') than investment grade credit.
Historic Yield	This shows the income paid out to investors over the last 12 months, divided by the NAV of the fund.
IA Sector	The IA sectors divide funds available in the UK, including some offshore (EU) funds, into smaller groups, to allow you to make like-for-like comparisons between funds in a sector.
Investment Grade	Bonds or other securities that are rated at or above Baa3 by Moody's or BBB- by S&P or an equivalent rating by another rating agency.
ISIN	International Securities Identification Numbers (ISIN) uniquely identify a financial security for trading and settlement purposes.
Issuer	A legal entity that raises funds by promising to repay the lender at a certain point in the future and in accordance with the terms of the contract.
Loan	Money lent to an entity under a contractual arrangement agreed between the borrowers and lender, in exchange for interest throughout the life of the loan and expected repayment of the loan at maturity.
Maturity	The period of time for which a financial instrument remains outstanding. Maturity refers to a finite time period at the end of which the financial instrument will cease to exist and the principal is repaid with interest. The term is most commonly used in the context of fixed income investments, such as bonds.

Morningstar Rating	A ranking ranging from one to five stars, with five being the best, given to publicly traded mutual funds by the investment research firm Morningstar.
Modified duration	A measure of risk for fixed income securities as it predicts the sensitivity of the value of the fund's portfolio to a change in interest rates. The higher the value the greater the volatility of the fund's performance resulting from changes to interest rates. If the modified duration of a fund is 5 then the average price movement of the fund resulting from a +/- 1% change in interest rates is 5%.
Ongoing Charge	Estimated charges taken from the Fund over one year.
Overweight / Underweight	A situation where a portfolio holds an excess or lesser amount of a particular security when compared to the security's weight in the underlying benchmark portfolio.
Portfolio Exposures	A measurement of how much a fund is invested in a particular financial security and/or market sector and/or industry. The measurement is usually represented as a percentage of the overall fund or a percentage relative to its benchmark.
Principal	The original sum invested.
Spread Duration	A measure of the percentage change in a bond price for a 1% change in credit spread.
Valuation Point	The time at which the assets of a fund are priced.

Disclaimer

This is a marketing communication. This document does not constitute a solicitation or offer to any person to buy or sell any related securities, financial instruments or products; nor does it constitute an offer to purchase securities to any person in the United States or to any US Person as such term is defined under the US Securities Exchange Act of 1933. It pays no regard to an individual's investment objectives or financial needs of any recipient. No action should be taken or omitted to be taken based on this document. Tax treatment depends on personal circumstances and may change. This document is not advice on legal, taxation or investment matters so investors must rely on their own examination of such matters or seek advice. Before making any investment (new or continuous), please consult a professional and/or investment adviser as to its suitability. All figures, unless otherwise indicated, are sourced from Federated Hermes. Whilst Federated Hermes has attempted to ensure the accuracy of the data it is reporting, it makes no representations or warranties, expressed or implied, as to the accuracy or completeness of the information reported. The data contained in this document is for informational purposes only, and should not be relied upon to make investment decisions. Federated Hermes Limited shall not be liable for any loss or damage resulting from the use of any information contained on these pages. All performance includes reinvestment of dividends and other earnings.

Federated Hermes Investment Funds plc ("FHIF") is an open-ended investment company with variable capital and with segregated liability between its sub-funds (each, a "Fund"). FHIF is incorporated in Ireland and authorised by the Central Bank of Ireland ("CBI"). FHIF appoints Hermes Fund Managers Ireland Limited ("HFMI") as its management company. HFMI is authorised and regulated by the CBI.

Further information on investment products and any associated risks can be found in the relevant Fund's Key Investor Information Document / Key Information Document, the prospectus and any supplements, the articles of association and the annual and semi-annual reports. In the case of any inconsistency between the descriptions or terms in this document and the prospectus, the prospectus shall prevail. Details of the Manager's Remuneration Policy and Sustainable Policies are available on the Policies and Disclosures page at <https://www.hermes-investment.com/ie/hermes-ireland-policies-and-disclosures>, including: (a) a description of how remuneration and benefits are calculated; and b) Sustainability related policy and disclosures. These documents are available free of charge (i) at the office of the Administrator, Northern Trust International Fund Administration Services (Ireland) Limited, Georges Court, 54- 62 Townsend Street, Dublin 2, Ireland. Tel (+ 353) 1 434 5002 / Fax (+ 353) 1 531 8595; (ii) at <https://www.hermes-investment.com/ie>; (iii) at the office of its representative in Switzerland (ACOLIN Fund Services AG, Leutschenbachstrasse 50, CH-8050 Zurich, www.acolin.com). The paying agent in Switzerland is NPB Neue Privat Bank AG, Limmatquai 1 / am Bellevue ,CH-8024 Zürich. The information provided herein does not constitute an offer of the Fund in Switzerland pursuant to the Swiss Financial Services Act ("FinSA") and its implementing ordinance. This is solely an advertisement for the Fund pursuant to FinSA and its implementing ordinance. The costs for hedged share classes with be higher than the costs for non-hedged share classes. Refer to the prospectus or offering documents before making any final investment decisions and consider all fund characteristics and not just ESG characteristics.

Issued and approved by Hermes Fund Managers Ireland Limited ("HFMI") which is authorised and regulated by the Central Bank of Ireland. Registered address: 7/8 Upper Mount Street, Dublin 2, Ireland, DO2 FT59. HFMI appoints Hermes Investment Management Limited ("HIML") to undertake distribution activities in respect of the Fund in certain jurisdictions. HIML is authorised and regulated by the Financial Conduct Authority. Registered address: Sixth Floor, 150 Cheapside, London EC2V 6ET. Telephone calls may be recorded for training and monitoring purposes. Potential investors in the United Kingdom are advised that compensation may not be available under the United Kingdom Financial Services Compensation Scheme.

In Australia: This Factsheet relates to interests in the Fund ("Fund") named on the Factsheet. Federated Hermes Investment Funds Plc is the issuer of interests in the Fund ("Issuer"). Both Hermes Investment Management Ltd and Federated Investors Australia Services Ltd ACN 161 230 637 (FIAS) are the distributors of the Fund. ("Distributors"). None of the Fund or the Manager hold an Australian financial services licence under the Corporations Act 2001 (Cth) ("Corporations Act"). HIML operates under the relevant class order relief from the Australian Securities and Investments Commission ("ASIC") while FIAS holds an AFS licence (Licence Number - 433831). The offer of interests in the Fund ("Interests") is only made in circumstances under which no disclosure is required under Chapter 6D and Part 7.9 of the Corporations Act. Nothing in this Factsheet is, or purports to be, an offer to a person to whom disclosure would be required under Chapter 6D or Part 7.9 of the Corporations Act. This Factsheet is not a disclosure document under Chapter 6D of the Corporations Act or a product disclosure statement for the purposes of Part 7.9 of the Corporations Act. This Factsheet has not been and will not be lodged with ASIC and does not contain all the information that a disclosure document or a product disclosure statement is required to contain. The distribution of this Factsheet in Australia has not been authorised by ASIC or any other regulatory authority in Australia. In addition, the Fund is not a registered managed investment scheme, as defined in the Corporations Act. This Factsheet is provided for general information purposes only and is not intended to constitute, and does not constitute, the provision of any financial product advice or recommendation and must not be relied upon as such. This Factsheet is not intended to influence a person in making a decision in relation to a particular financial product or class of financial products, or an interest in a particular financial product or class of financial products. This Factsheet has been prepared without taking account of your objectives, financial situation or needs and you should obtain independent professional financial advice that considers your circumstances before making any financial or investment decisions.

In Hong Kong: The contents of this document have not been reviewed by any regulatory authority in Hong Kong. You are advised to exercise caution in relation to the offer. If you are in any doubt about any of the contents of this document, you should obtain independent professional advice. The fund is not authorised under Section 104 of the Securities and Futures Ordinance of Hong Kong by the Securities and Futures Commission of Hong Kong. Accordingly the distribution of this document, and the placement of interests in the fund in Hong Kong, is restricted. This document may only be distributed, circulated or issued to persons who are professional investors under the Securities and Futures Ordinance and any rules made under that Ordinance or as otherwise permitted by the Securities and Futures Ordinance.

In Singapore: This document and the information contained herein shall not constitute an offer to sell or the solicitation of any offer to buy which may only be made at the time a qualified offeree receives a Hermes Investment Funds Public Limited Company prospectus, as supplemented with the global supplement, the relevant fund supplement, and the relevant Singapore supplement (the "prospectus"), describing the offering and the related subscription agreement. In the case of any inconsistency between the descriptions or terms in this document and the prospectus, the prospectus shall control. Securities shall not be offered or sold in any jurisdiction in which such offer, solicitation or sale would be unlawful until the requirements of the laws of such jurisdiction have been satisfied. For the avoidance of doubt, this document has not been prepared for delivery to and review by persons to whom any offer of units in a scheme is to be made so as to assist them in making an investment decision. This document and the information contained herein shall not constitute part of any information memorandum. Without prejudice to anything contained herein, neither this document nor any copy of it may be taken or transmitted into any country where the distribution or dissemination is prohibited. This document is being furnished on a confidential basis and solely for information and may not be reproduced, disclosed, or distributed to any other person. This document has not been reviewed by the Monetary Authority of Singapore.

In Spain: This communication has been prepared solely for information purposes and does not constitute a prospectus. While attention has been paid to the contents of this communication, no guarantee, warranty or representation, express or implied, is given to the accuracy, correctness or completeness thereof. This communication and information contained herein must not be copied, reproduced, distributed or passed to any person other than the recipient without Hermes Fund Managers Ireland Limited's prior written consent. Neither Hermes Fund Managers Ireland Limited, its branches, subsidiaries or affiliates, nor any other company or unit belonging to the Hermes Group, nor any of its directors or employees can be held directly or indirectly liable or responsible with respect to this communication. Federated Hermes Investment Funds PLC (the Company), is duly registered with the Spanish Securities Market Commission (CNMV) under number 1394 (www.cnmv.es), where an updated list of the authorised distributors of the Company in Spain (the Spanish Distributors) can be found. This document only contains brief information on the Sub-Fund and does not disclose all of the risks and other significant aspects relevant to a potential investment in the Sub-Fund. In addition, a copy of the report on the planned types of marketing in Spain must be provided using the form published on the CNMV website. All mandatory official documentation shall be available through the Spanish Distributors, in hard copy or by electronic means, and also available upon request by dialling +44(0)20 7702 0888, writing to marketing@federatedhermes.com or consulting <https://www.hermes-investment.com/es/>, where you may also obtain updated information on the net asset value of the relevant shares available in Spain.

Benchmark source: London Stock Exchange Group plc and its group undertakings (collectively, the "LSE Group"). FTSE Russell is a trading name of certain of the LSE Group companies. "FTSE Russell" is a trade mark of the relevant LSE Group companies and is used by any other LSE Group company under license. All rights in the FTSE Russell indexes or data vest in the relevant LSE Group company which owns the index or the data. Neither LSE Group nor its licensors accept any liability for any errors or omissions in the indexes or data and no party may rely on any indexes or data contained in this communication. No further distribution of data from the LSE Group is permitted without the relevant LSE Group company's express written consent. The LSE Group does not promote, sponsor or endorse the content of this communication.