



29 May 2020

Type: Multi Assets**Currency:** USD**NAV:** USD 1,122.32**Total fund assets:** USD 272,840,245.66**Share class assets:** USD 72,832,672.35

The Uni-Global - Cross Asset Navigator aims to deliver smooth returns of cash + 5% gross of fees across all market conditions over a 3-year rolling period. It seeks to achieve this by capturing the upside during "bull" markets while protecting capital during market downturns.

PERFORMANCE DISCLOSURE

Performance is expressed in USD, net of fees. Past performance is not an indication of future performance. Risk statistics are on a weekly basis.

Fund information	
ISIN	LU1132139657
Bloomberg ticker	UCANRUS LX EQUITY
Domicile	Luxembourg
Inception date	15.12.2014
Registered for sale	AT,BE,CH,DE,DK,ES,FI,FR,GB,IE,IT,LI,LU,NL,NO,SE,SG
Manager	Unigestion SA
Custodian	J.P. Morgan Bank Luxembourg S.A.
Management fee	0.60%
Total Expense Ratio *	0.75%
Settlement date	T+3
Subscription terms	T, 12:00PM
Redemption terms	T, 12:00PM
Liquidity	Daily

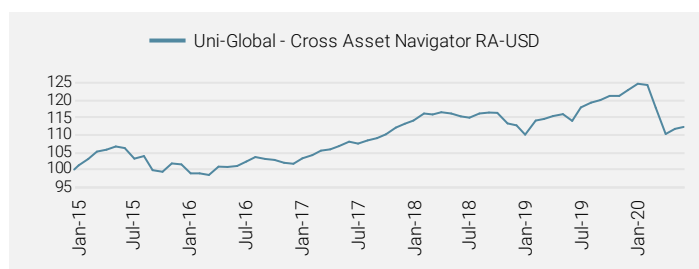
* TER includes the management fee, the custody, administrative and distribution fees.

Performance snapshot		
		Fund
Performance	Monthly	0.46%
	3 months	-4.76%
	YTD	-10.03%
	Year over year	-1.57%
	3 years (p.a.)	1.27%
Volatility	5 years (p.a.)	1.12%
	Since inception (p.a.)	2.14%
	3 years	3.79%
	Since inception	4.57%
	over 3 years	0.33
Performance/Volatility	Since inception (p.a.)	0.47

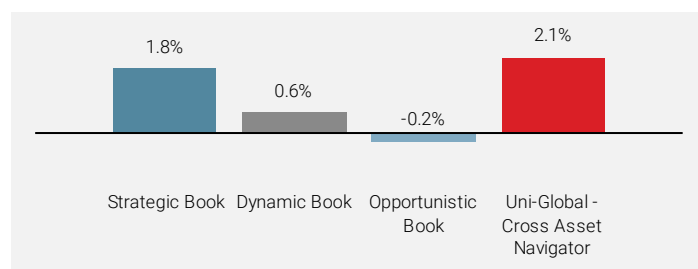
HISTORICAL PERFORMANCE

	Jan	Feb	Mar	Apr	May	June	July	Aug	Sept	Oct	Nov	Dec	YTD Fund
2020	-0.30%	-5.25%	-6.43%	1.33%	0.46%								-10.03%
2019	3.68%	0.44%	0.73%	0.46%	-1.68%	3.39%	1.20%	0.65%	0.99%	-0.05%	1.41%	1.48%	13.35%
2018	1.76%	-0.24%	0.52%	-0.28%	-0.74%	-0.31%	1.07%	0.26%	-0.12%	-2.61%	-0.50%	-2.37%	-3.60%
2017	0.85%	1.30%	0.33%	0.84%	1.28%	-0.50%	0.76%	0.65%	0.99%	1.78%	1.01%	0.82%	10.56%
2016	-0.04%	-0.42%	2.41%	-0.05%	0.19%	1.36%	1.25%	-0.57%	-0.31%	-0.82%	-0.20%	1.54%	4.37%

SINCE INCEPTION PERFORMANCE

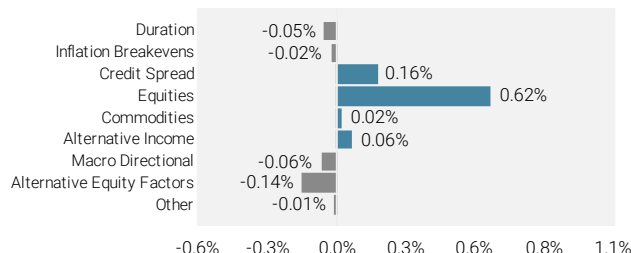


SINCE INCEPTION PERFORMANCE CONTRIBUTIONS (P.A.) - BOOKS*



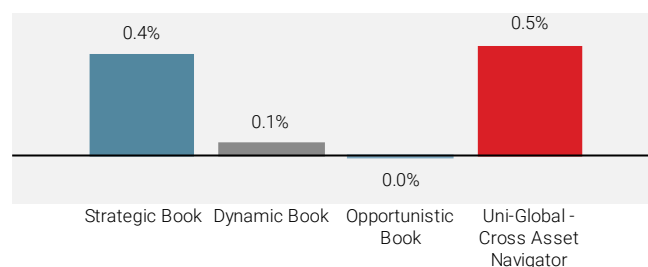
* Performance contributions are those of the RA-USD share class, gross of fees.

MONTHLY PERFORMANCE CONTRIBUTIONS - RISK PREMIA*

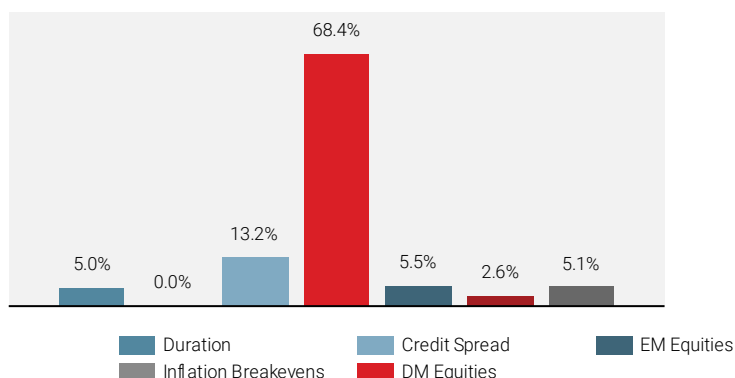


* Performance contributions are those of the RA-USD share class, gross of fees.

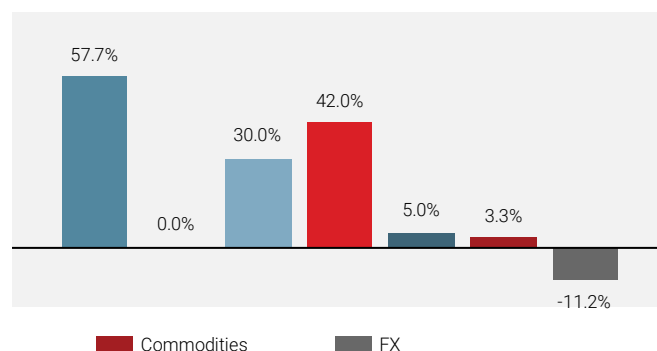
MONTHLY PERFORMANCE CONTRIBUTIONS - BOOKS*



RISK ALLOCATION



CAPITAL ALLOCATION



MANAGEMENT COMMENT BASED ON THE FUND REFERENCE CURRENCY

In May, the fund returned +0.5% in USD gross of fees, while the MSCI AC World index was up 3.8% and the Barclays Global Aggregate hedged in USD delivered +0.3% over the month.

The Strategic Book was up 0.4%. The rally in risk assets continued in May after a strong surge in April, as numerous countries eased lockdown measures and the world economy awoke from two months of lethargy. Consequently, growth and inflation related assets contributed positively. Credit exposures benefitted from larger than usual performances on the back of future growth prospects and central bank purchases in secondary markets and ETFs. The contribution from equities however was lower than expected, due to the underperformance of the risk-managed exposure vs. market cap indices. In the ARP space, carry strategies recovered, contributing positively, while equity factors suffered from a large underperformance in the value segment.

The Dynamic Book gained 5bps. Under the surface, May was a tale of two worlds: Discretionary elements contributed positively, up more than 70bps, benefitting from a meaningful tilt toward equities and credit, both in delta one and convex instruments held in the risk book. On the contrary, the systematic element detracted, losing shy of 70bps, as a very high risk of recession and very low risk of inflation triggered a defensive positioning in the Nowcasters allocation, short of real and growth related assets. In the FX space, the small negative contribution came from the defensive FX strategy, as the US dollar continued to lose ground vs. the Australian and Canadian dollar.

The Opportunistic Book, which takes short-term tactical positions, was flat in May. We continued to work on implementing additional risk monitoring measures and reviewed some aspects of our process. We entered some new trades which contributed positively over the month: a long European financial and short USDRUB via options.

As the macro picture improves and sentiment stabilises, our dynamic allocation is moving progressively from neutral to opportunistically positive on selected growth-related securities. We have increased an overweight for "quality growth" equities, mainly expressed through the Nasdaq and the SMI as a way of gaining exposure to an improvement in the growth situation. Our strongest convictions are an overweight for emerging equities. We are also overweight US T-notes and precious metals to face rising political risks, and underweight real assets in response to the low risk of inflation surprise.

IMPORTANT INFORMATION

This report has been prepared for information only and must not be distributed, published, reproduced or disclosed by recipients to any other person. All information provided here are subject to change without notice. All investors must obtain and carefully read the prospectus which contains additional information needed to evaluate the potential investment and provides important disclosures regarding risks, fees and expenses. Historical performance is not an indication of current or future performance. Performance shown does not take account of any fees and costs charged when subscribing or redeeming shares. Data and graphical information herein are for information only. No separate verification has been made as to the accuracy or completeness of these data which may have been derived from third party sources. As a result, no representation or warranty, express or implied, is or will be made by Unigestion as regards the information contained herein. The Fund is a compartment of the part I Luxembourg SICAV Uni-Global UCITS compliant. The Swiss representative is Unigestion SA, 8c avenue de Champel, 1206 Geneva. The paying agent in Switzerland is HSBC Private Bank (Suisse) SA, 2 quai du Général Guisan, Case postale 3580, CH-1211 Geneva 3. The prospectus, the articles of association, the key investor information document and the annual and semi-annual reports may be obtained free of charge from the Swiss representative. The Global Industry Classification Standard ("GICS") was developed by and is the exclusive property and a service mark of MSCI Inc. ("MSCI") and Standard & Poor's Financial Services LLC ("S&P") and is licensed for use by Unigestion SA. Neither MSCI, S&P, nor any other party involved in making or compiling the GICS or any GICS classifications makes any express or implied warranties or representations with respect to such standard or classification (or the results to be obtained by the use thereof), and all such parties hereby expressly disclaim all warranties of originality, accuracy, completeness, merchantability and fitness for a particular purpose with respect to any of such standard or classification. Without limiting any of the foregoing, in no event shall MSCI, S&P, any of their affiliates or any third party involved in making or compiling the GICS or any GICS classifications have any liability for any direct, indirect, special, punitive, consequential or any other damages (including lost profits) even if notified of the possibility of such damages. The MSCI information may only be used for your internal use, may not be reproduced or disseminated in any form and may not be used as a basis for or a component of any financial instruments or products or indices. None of the MSCI information is intended to constitute investment advice or a recommendation to make (or refrain from making) any kind of investment decision and may not be relied on as such. Historical data and analysis should not be taken as an indication or guarantee of any future performance analysis, forecast or prediction. The MSCI information is provided on an "as is" basis and the user of this information assumes the entire risk of any use made of this information. MSCI, each of its affiliates and each other person involved in or related to compiling, computing or creating any MSCI information (collectively, the "MSCI Parties") expressly disclaims all warranties (including, without limitation, any warranties of originality, accuracy, completeness, timeliness, non-infringement, merchantability and fitness for a particular purpose,) with respect to this information.