

A Accumulation EUR | Data as at 31.03.2024

### Fund objectives and investment policy

The fund aims to provide income by investing in money market instruments denominated in US Dollar. The fund is designed to provide liquidity and aims to preserve the value of the investment in falling markets. The preservation of value or provision of liquidity cannot be guaranteed.

**This fund qualifies as a Standard Variable Net Asset Value Money Market Fund. Above is the Investment Objective of the fund. For details on the fund's Investment Policy please see the KID.**

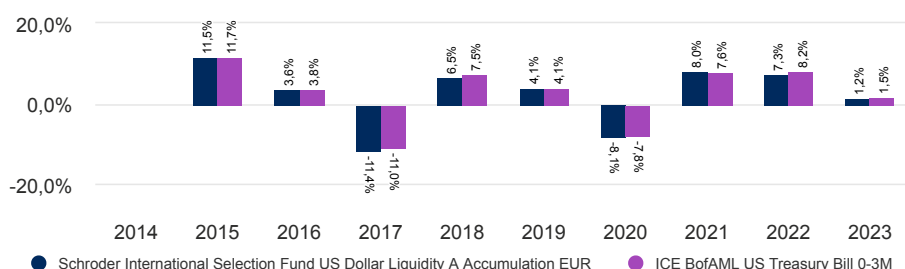
This fund does not have the objective of sustainable investment or binding environmental or social characteristics as defined by Regulation (EU) 2019/2088 on Sustainability-related Disclosures in the Financial Services Sector (the "SFDR"). Any references to the integration of sustainability considerations are made in relation to the processes of the investment manager or the Schroders Group and are not specific to the fund.

**Relevant risks associated with an investment in this fund are shown below and should be carefully considered before making any investment. Past Performance is not a guide to future performance and may not be repeated. The value of investments and the income from them may go down as well as up and investors may not get back the amounts originally invested. Exchange rate changes may cause the value of investments to fall as well as rise. Performance data does not take into account any commissions and costs, if any, charged when units or shares of any fund, as applicable, are issued and redeemed.**

### Share class performance (%)

Cumulative performance	1 month		3 months	YTD	1 year	3 years	5 years	Since inception		
Share class (Net)	0,6		3,4	3,4	5,7	15,8	13,2	30,9		
Comparator	0,7		3,6	3,6	6,0	17,7	14,9	35,2		
Discrete yearly performance (%)	Mar 14 Mar 15 Mar 16 Mar 17 Mar 18 Mar 19 Mar 20 Mar 21 Mar 22 Mar 23									
	- Mar 15	- Mar 16	- Mar 17	- Mar 18	- Mar 19	- Mar 20	- Mar 21	- Mar 22	- Mar 23	- Mar 24
Share class (Net)	-	-5,5	7,0	-12,6	12,0	4,4	-6,4	5,3	4,1	5,7
Comparator	-	-5,4	7,5	-11,7	12,3	4,5	-6,5	5,7	5,1	6,0
Calendar year performance	2014 2015 2016 2017 2018 2019 2020 2021 2022 2023									
Share class (Net)	-	11,5	3,6	-11,4	6,5	4,1	-8,1	8,0	7,3	1,2
Comparator	-	11,7	3,8	-11,0	7,5	4,1	-7,8	7,6	8,2	1,5

### Performance over 10 years (%)



### Fund facts

Fund manager	Neil Sutherland
Managed fund since	01.01.2018
Fund management company	Schroder Investment Management (Europe) S.A.
Domicile	Luxembourg
Fund launch date	21.09.2001
Share class launch date	19.11.2014
Fund base currency	USD
Share class currency	EUR
Fund size (Million)	USD 502,05
Comparator	ICE BofAML US Treasury Bill 0-3M
Unit NAV	EUR 128,3687
Dealing frequency	Daily
Distribution frequency	No Distribution

### Fees & expenses

Entry charge up to	0,00%
Ongoing charge	0,30%
Redemption fee	0,00%

### Purchase details

Minimum initial subscription	EUR 1.000 ; USD 1.000 or their near equivalent in any other freely convertible currency.
------------------------------	--

### Codes

ISIN	LU1133289592
Bloomberg	SCHUSAA LX
SEDOL	BSD9D99
Reuters code	LU1133289592.LUF

A Accumulation EUR | Data as at 31.03.2024

### Risk considerations

**Capital risk / negative yields:** The fund may lose value when interest rates are very low or negative. As inflation increases, the real value of a fund's portfolio could decline.

**Concentration risk:** The fund may be concentrated in a limited number of geographical regions, industry sectors, markets and/or individual positions. This may result in large changes in the value of the fund, both up or down.

**Counterparty risk:** The fund may have contractual agreements with counterparties. If a counterparty is unable to fulfil their obligations, the sum that they owe to the fund may be lost in part or in whole.

**Counterparty risk / money market & deposit:** The fund may invest extensively in cash deposits. The fund may lose value if a deposit institution or the issuer of a money market instrument goes out of business.

**Credit risk:** A decline in the financial health of an issuer could cause the value of its bonds to fall or become worthless.

**Currency risk:** The fund may lose value as a result of movements in foreign exchange rates, otherwise known as currency rates.

**Derivatives risk:** Derivatives, which are financial instruments deriving their value from an underlying asset, may be used to manage the portfolio efficiently. A derivative may not perform as expected, may create losses greater than the cost of the derivative and may result in losses to the fund.

**Interest rate risk:** The fund may lose value as a direct result of interest rate changes.

**Investments in deposits:** The fund may invest extensively in cash deposits. The fund may lose value if a deposit institution or the issuer of a money market instrument goes out of business.

**Issuer risk:** The fund is permitted to invest more than 35% of its scheme property in transferable securities and money market instruments issued or guaranteed by an EEA State / governments of the following country: United States of America.

**Liquidity risk:** In difficult market conditions, the fund may not be able to sell a security for full value or at all. This could affect performance and could cause the fund to defer or suspend redemptions of its shares, meaning investors may not be able to have immediate access to their holdings.

**Market risk:** The value of investments can go up and down and an investor may not get back the amount initially invested.

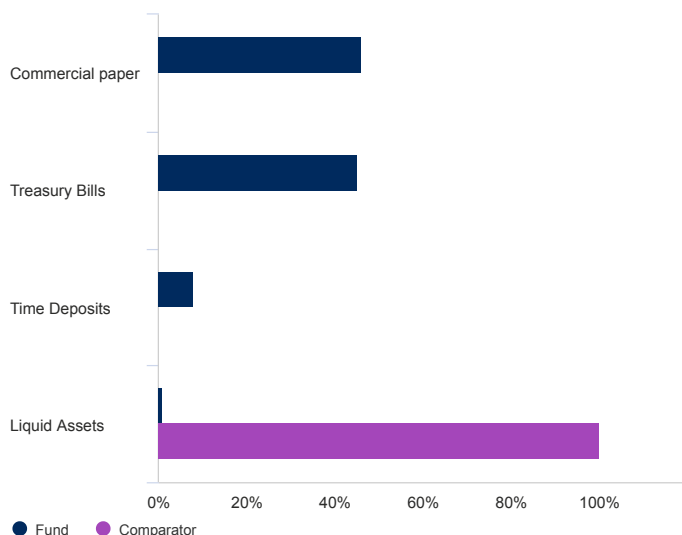
**No capital guarantee risk:** Positive returns are not guaranteed and no form of capital protection applies

**Operational risk:** Operational processes, including those related to the safekeeping of assets, may fail. This may result in losses to the fund.

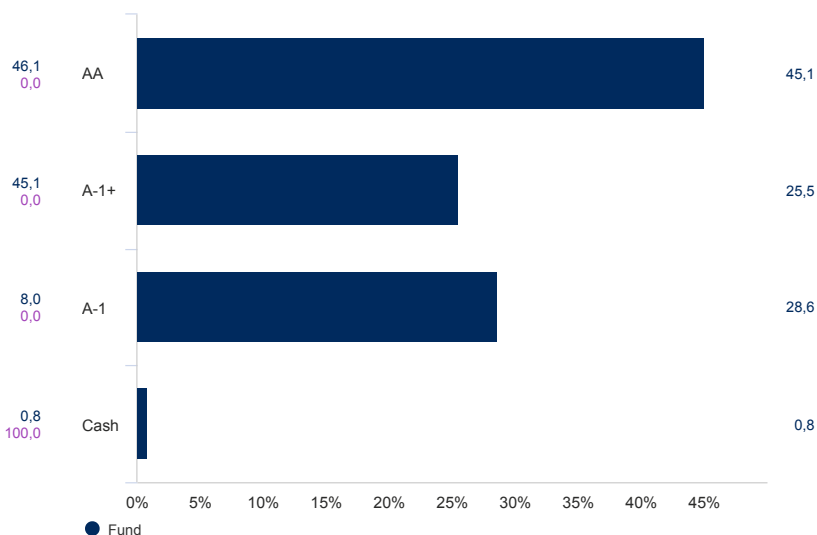
**Performance risk:** Investment objectives express an intended result but there is no guarantee that such a result will be achieved. Depending on market conditions and the macro economic environment, investment objectives may become more difficult to achieve.

### Asset allocation

#### Sector (%)



#### Credit quality (%)



### Summary risk indicator (SRI)

#### LOWER RISK

Potentially lower reward

#### HIGHER RISK

Potentially higher reward



The risk category was calculated using historical performance data (or indicative fund performance during periods of suspension) and may not be a reliable indicator of the fund's future risk profile. The fund's risk category is not guaranteed to remain fixed. Please see the Key Information Document for more information.

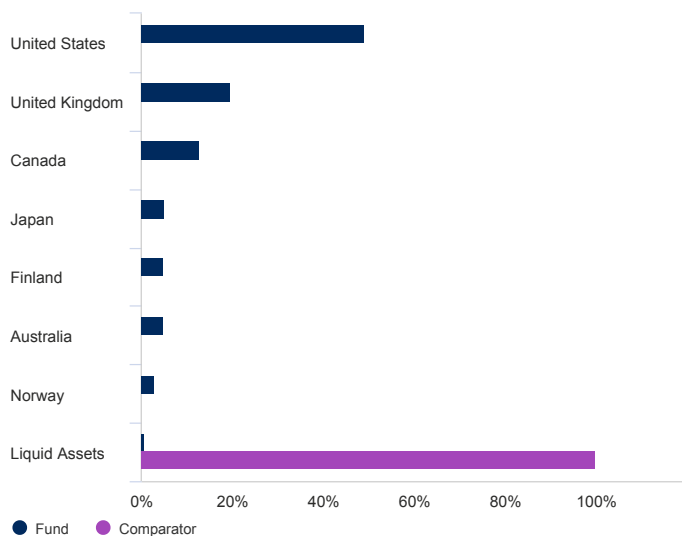
### Risk statistics & financial ratios

	Fund	Comparator
<b>Annual volatility (%) (3y)</b>	7,2	7,6
<b>Effective duration (years)</b>	0,2	-
<b>Yield to maturity</b>	5,3	-

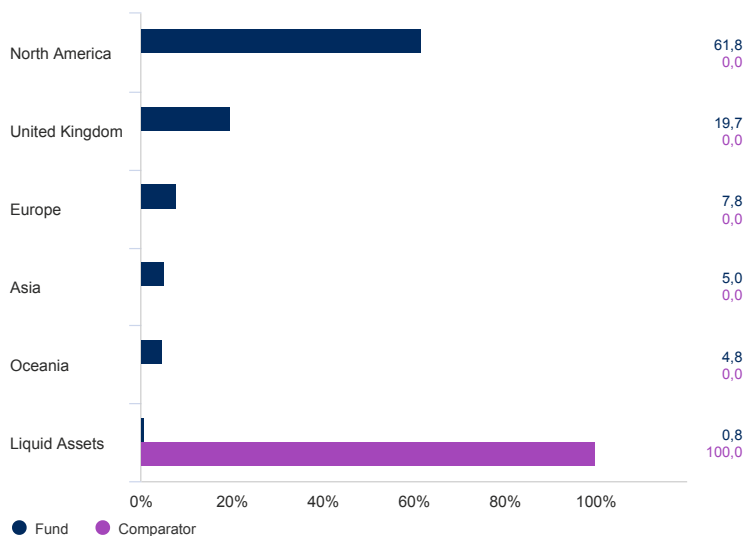
Source: Morningstar. The above ratios are based on bid to bid price based performance data.

A Accumulation EUR | Data as at 31.03.2024

### Geographical breakdown (%)



### Region (%)



### Top 10 holdings (%)

Holding name	%
TREASURY BILL 0.0000 02/04/2024 SERIES GOVT	8,2
TREASURY BILL 0.0000 20/06/2024 SERIES GOVT	8,1
TREASURY BILL 0.0000 09/05/2024 SERIES GOVT	7,9
Mizuho Bank Ltd/New York NY CP 22/02/2024 06/06/2024	5,0
Santander UK PLC CP 05/02/2024 07/05/2024	4,9
Goldman Sachs International CP 18/03/2024 04/06/2024	4,9
Standard Chartered Bank/New York CP 10/10/2023 06/06/2024	4,9
Lloyds Bank PLC CP 16/08/2023 17/06/2024	4,9
Nordea Bank Abp CP 29/01/2024 29/07/2024	4,9
Toronto-Dominion Bank/The CP 13/09/2023 10/09/2024	4,8

Source: Schroders. Top holdings and asset allocation are at fund level.

### Contact information

Schroder Investment Management (Europe) S.A.  
 5, rue Höhenhof  
 Sennigerberg  
 Luxembourg  
 L-1736  
 Tel: +352 341 342 202  
 Fax: +352 341 342 342

For your security, communications may be taped or monitored.

### Information relating to changes in fund manager, investment objective, benchmark and corporate action information

On 01.06.2016 the LIBOR 3 Months replaced the Citi 1m Eurodeposit LC. The full track record of the previous index has been kept and chainlinked to the new one.

#### Benchmarks: (If applicable)

Some performance differences between the fund and the benchmark may arise because the fund performance is calculated at a different valuation point from the benchmark. The fund is not managed with reference to a benchmark. The comparator benchmark has been selected because the investment manager believes that the benchmark is a suitable comparison for performance purposes given the fund's investment objective and policy.

### Source and ratings information

Source of all performance data, unless otherwise stated: Morningstar, bid to bid, net income reinvested, net of fees.

A Accumulation EUR | Data as at 31.03.2024

### Important information

#### Costs:

Certain costs associated with your investment in the fund may be incurred in a different currency to that of your investment. These costs may increase or decrease as a result of currency and exchange rate fluctuations.

If a performance fee is applicable to this fund, details of the performance fee model and its computation methodology can be found in the fund's prospectus. This includes a description of the performance fee calculation methodology, the dates on which the performance fee is paid and details of how the performance fee is calculated in relation to the fund's performance fee benchmark, which may differ from the benchmark in the fund's investment objective or investment policy.

For further information regarding the costs and charges associated with your investment, please consult the funds' offering documents and annual report.

#### General:

This document does not constitute an offer to anyone, or a solicitation by anyone, to subscribe for shares of Schroder International Selection Fund (the "Company"). Nothing in this document should be construed as advice and is therefore not a recommendation to buy or sell shares. An investment in the Company entails risks, which are fully described in the prospectus. Subscriptions for shares of the Company can only be made on the basis of its latest Key Information Document and prospectus, together with the latest audited annual report (and subsequent unaudited semi-annual report, if published), copies of which can be obtained, free of charge, from Schroder Investment Management (Europe) S.A. The Company is registered in the Administrative Register of Foreign Collective Investment Institutions marketed in Spain of the National Securities Market Commission (CNMV), with the number 135. Its depository is J.P. Morgan SE and its management company is Schroder Investment Management (Europe) S.A.. The Company is a UCITS registered in Luxembourg. Schroders may decide to cease the distribution of any fund(s) in any EEA country at any time but we will publish our intention to do so on our website, in line with applicable regulatory requirements. This fund does not have the objective of sustainable investment or binding environmental or social characteristics as defined by Regulation (EU) 2019/2088 on Sustainability-related Disclosures in the Financial Services Sector (the "SFDR"). Any references to the integration of sustainability considerations are made in relation to the processes of the investment manager or the Schroders Group and are not specific to the fund. Any reference to regions/ countries/ sectors/ stocks/ securities is for illustrative purposes only and not a recommendation to buy or sell any financial instruments or adopt a specific investment strategy. Past Performance is not a guide to future performance and may not be repeated. The value of investments and the income from them may go down as well as up and investors may not get back the amounts originally invested. Exchange rate changes may cause the value of investments to fall as well as rise. Performance data does not take into account any commissions and costs, if any, charged when units or shares of any fund, as applicable, are issued and redeemed. Schroders has expressed its own views and opinions in this document and these may change. Third party data including MSCI data is owned or licensed by the data provider and may not be reproduced or extracted and used for any other purpose without the data provider's consent. Third party data is provided without any warranties of any kind. The data provider and issuer of the document shall have no liability in connection with the third party data. The terms of the third party's specific disclaimers, if any, are set forth in the Important Information section at [www.schroders.com](https://www.schroders.com). Schroders will be a data controller in respect of your personal data. For information on how Schroders might process your personal data, please view our Privacy Policy available at <https://www.schroders.com/en/global/individual/footer/privacy-statement/> or on request should you not have access to this webpage. A summary of investor rights may be obtained from <https://www.schroders.com/en/global/individual/summary-of-investor-rights/>. For your security, communications may be recorded or monitored. Issued by Schroder Investment Management (Europe) S.A., 5, rue Höhenhof, L-1736 Senningerberg, Luxembourg. Registration No B 37.799. Distributed by Schroder Investment Management (Europe) S.A., Spanish branch, registered in the EEA investment firm register with the National Market Commission of Securities (CNMV) with the number 20.