

Risk profile (SRRI) <sup>1)</sup>

1	2	3	4	5	6	7
---	---	---	---	---	---	---

## CS (Lux) Europe ILC Equity Fund

a subfund of CS Investment Funds 5 - Class B EUR

### Investment policy

The aim of the Fund is to achieve the highest possible return by investing in European companies.

### Fund Facts

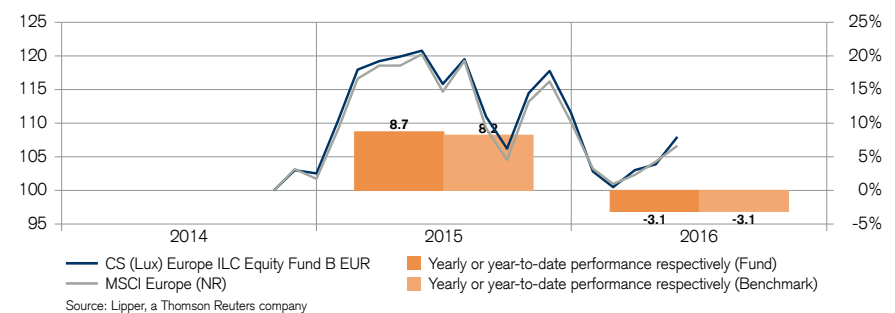
as per 31/05/2016

<b>Fund manager</b>	HOLT Active Equity Group
<b>Fund manager since</b>	22/10/2014
<b>Location</b>	Zürich
<b>Fund domicile</b>	Luxembourg
<b>Fund currency</b>	EUR
<b>UCITS III-Compliant</b>	No
<b>Close of financial year</b>	30. Sep
<b>Total net assets (in millions)</b>	25.53
<b>Inception date</b>	22/10/2014
<b>Annual management charge in %</b>	1.60
<b>TER (as of 30.09.2015) in %</b>	2.37
<b>Benchmark (BM)</b>	MSCI Europe (NR)
<b>Swinging single pricing (SSP) <sup>3)</sup></b>	Yes

<b>Unit Class</b>	<b>Category B (capital growth)</b>
<b>Unit class currency</b>	EUR
<b>ISIN number</b>	LU1103912694
<b>Bloomberg Ticker</b>	CSILCBE LX
<b>Net asset value (NAV)</b>	11.12
<b>Redemptions</b>	N/A
<b>EU taxation</b>	Out of scope

<sup>3)</sup> For more details, please refer to the relevant chapter "Net Asset Value" of the Fund's prospectus.

### Net performance in EUR (rebased to 100) and yearly performance <sup>2)</sup>



### Net performance in EUR <sup>2)</sup>

as per 31/05/2016	1 month	3 months	YTD	1 year	3 years	5 years
Fund	3.93	7.44	-3.14	-10.61	-	-
Benchmark	2.28	5.64	-3.12	-11.31	-	-

The performance calculation is based on EUR. Therefore, the return may increase or decrease as a result of currency fluctuations. If the currency in which the past performance is displayed differs from the currency of the country in which you reside, then you should be aware that due to exchange rate fluctuations the performance shown may increase or decrease if converted into your local currency.

### Sectors in %

as per 31/05/2016

	Fund	Benchmark	Compared with benchmark
Financials	18.58	20.82	-2.24
Consumer Staples	14.60	15.63	-1.03
Health Care	14.31	13.58	0.73
Industrials	13.00	11.79	1.21
Consumer Discretionary	11.62	11.34	0.28
Information Technology	7.38	4.41	2.97
Materials	7.10	6.97	0.13
Energy	4.70	6.47	-1.77
Cash/Cash Equivalents	2.22	-	2.22
Others	6.48	8.99	-2.51

### Risks

- Investing in emerging markets involves a greater degree of risk than an investment in developed markets. Emerging market risks are among others: a certain degree of political instability, relatively unpredictable financial markets and economic growth patterns, a financial market that is still at the development stage or a weak economy.
- As the fund's investments will be denominated in currencies other than the fund's currency, the overall fund value can be impacted by changing exchange rates.
- No capital protection.

### Statistical information

as per 31/05/2016	1 year	3 years
Annualized volatility in %	17.27	-
Tracking Error (Ex post)	3.42	-
Beta	0.98	-

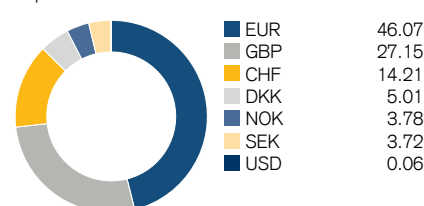
### Number of holdings

as per 31/05/2016

<b>Fund</b>	58
-------------	----

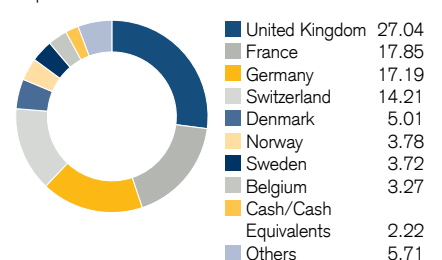
### Currencies in %

as per 31/05/2016



### Countries in %

as per 31/05/2016



### Significant Transactions

Purchases	Sales
NOVO-NORDISK B	INDITEX
MEGGITT	IPSEN
CHRISTIAN DIOR	CAPITA
ROYAL DUTCH SHELL A	EMMI Reg
MICHELIN Reg	OLD MUTUAL

### Top ten holdings in %

as per 31/05/2016

Roche Holding AG	4.25
Novartis AG	4.03
Siemens AG	3.77
BNP Paribas	3.42
SAP SE	2.74
Emmi	2.72
J. Sainsbury	2.67
Société Generale	2.59
Colruyt	2.35
Fresenius Medical	2.32
<b>Total</b>	<b>30.86</b>

<sup>1)</sup> The calculation of the risk indicator is based on the CESR/10-673 Directive. The risk indicator is based on historic and partly simulated data; it cannot be used to predict future developments. The classification of the fund may change in future and does not represent a guarantee. A classification into category 1 is no risk-free investment either.

<sup>2)</sup> Historical performance indications and financial market scenarios are no guarantee for current or future performance. Performance indications do not consider commissions levied at subscription and/or redemption.

## Glossary

---

### Beta

This is a measure of the volatility of the fund relative to its benchmark. A figure greater than 1 indicates that the fund will tend to outperform in a rising market and underperform in a falling one. I.e. is more volatile than the market. The reverse applies to a Beta of less than 1.

### Tracking Error

Indicates how closely the fund tracks the benchmark. It is the standard deviation of the monthly returns of the fund divided by the monthly returns of its benchmark. The lower the number, the closer the fund follows its benchmark.

### Volatility

One of the main ways in which the risk of an investment is measured is calculating the degree to which its value fluctuates around an average. The standard method for calculating this volatility is standard deviation.

This material has been prepared by Credit Suisse Asset Management, LLC ("Credit Suisse") on the basis of publicly available information, internally developed data and other third party sources believed to be reliable. Credit Suisse has not sought to independently verify information obtained from public and third party sources and makes no representations or warranties as to accuracy, completeness or reliability of such information. All opinions and views constitute judgments as of the date of writing without regard to the date on which the reader may receive or access the information, and are subject to change at any time without notice and with no obligation to update. This material is for informational and illustrative purposes only and is intended solely for the information of those to whom it is distributed by Credit Suisse. No part of this material may be reproduced or retransmitted in any manner without the prior written permission of Credit Suisse. Credit Suisse does not represent, warrant or guarantee that this information is suitable for any investment purpose other than as specifically contemplated by a written agreement with Credit Suisse and it should not be used as a basis for investment decisions. This material does not purport to contain all of the information that a prospective investor may wish to consider. This material is not to be relied upon as such or used in substitution for the exercise of independent judgment. Past performance does not guarantee or indicate future results.

This material should not be viewed as a current or past recommendation or a solicitation of an offer to buy or sell any securities or investment products or to adopt any investment strategy. The securities identified and described do not represent all of the securities purchased, sold or recommended for client accounts. The reader should not assume that any investments in companies, securities, sectors, strategies and/or markets identified or described herein were or will be profitable and no representation is made that any investor will or is likely to achieve results comparable to those shown or will make any profit or will be able to avoid incurring substantial losses. This informational report does not constitute research and may not be used or relied upon in connection with any offer or sale of a security or hedge fund or fund of hedge funds. Performance differences for certain investors may occur due to various factors, including timing of investment and eligibility to participate in new issues. Investment return will fluctuate and may be volatile, especially over short time horizons. Each investor's portfolio may be individually managed and may vary from the information shown in terms of portfolio holdings, characteristics and performance. Current and future portfolio compositions may be significantly different from the information shown herein. Investing entails risks, including possible loss of some or all of the investor's principal. The investment views and market opinions/analyses expressed herein may not reflect those of Credit Suisse Group AG as a whole and different views may be expressed based on different investment styles, objectives, views or philosophies. To the extent that these materials contain statements about the future, such statements are forward looking and are subject to a number of risks and uncertainties.

The only legally binding terms of this investment product including risk considerations, objectives, charges and expenses are set forth in the private placement memorandum and subscription documents which are available upon request. This document does not constitute an offer or invitation to enter into any type of financial transaction. The issuer has no obligation to issue this investment product. Where not explicitly otherwise stated, the issuer has no duty to invest in the underlying assets. Before deciding to invest, prospective investors must carefully read the relevant private placement memorandum and subscription documents and pay particular attention to the risk factors contained therein and determine if this investment product suits the investor's particular circumstances and should independently assess (with the investor's tax, legal and financial advisers) the specific risks (maximum loss, currency risks, etc.) and the legal, regulatory, credit, tax and accounting consequences. Prospective investors should have the financial ability and willingness to accept the risk characteristics of this investment product. This investment product is intended only for investors who understand and are capable of assuming all risks involved. Credit Suisse makes no representation as to the suitability of this investment product for any particular investor or as to the future performance of this investment product.

This material is not directed at, or intended for distribution to or use by, any person or entity who is a citizen or resident of or located in any jurisdiction where such distribution, publication, availability or use would be contrary to applicable law or regulation or which would subject Credit Suisse and/or its subsidiaries or affiliates to any registration or licensing requirement within such jurisdiction. Materials have been furnished to the recipient and should not be re-distributed without the expressed written consent of Credit Suisse.

The charts, tables and graphs contained in this document are not intended to be used to assist the reader in determining which securities to buy or sell or when to buy or sell securities.

Benchmarks are used solely for purposes of comparison and the comparison does not mean that there will necessarily be a correlation between the returns described herein and the benchmarks. There are limitations in using financial indices for comparison purposes because, among other reasons, such indices may have different volatility, diversification, credit and other material characteristics (such as number or type of instrument or security).

The investment strategy described herein relies on proprietary models and predictions with regard to the performance of an asset class or particular investment generated by these models and may not be accurate because of imperfections in the models, their deterioration over time, or other factors, such as the quality of the data input into the model, which involves the exercise of judgment. Even if the model functions as anticipated, it cannot account for all factors that may influence the prices of the investments, such as event risk.

CFROI, CFROE, HOLT, HOLT Lens, HOLTfolio, HOLTSelect, HS60, HS40, ValueSearch, AggreGator, Signal Flag, Forecaster, "Clarity is Confidence" and "Powered by HOLT" are trademarks or registered trademarks of Credit Suisse Group AG or its affiliates in the United States and other countries.

HOLT is a corporate performance and valuation advisory service of Credit Suisse.

© Copyright 2015. CREDIT SUISSE GROUP AG and/or its affiliates. All rights reserved

The investment funds mentioned in this publication have been established under Luxembourg law as undertakings for collective investment in transferable securities (UCITS) subject to EU Directive 2009/65/EC, as amended. Subscriptions are only valid on the basis of the current sales prospectus, simplified prospectus or key investor information document (if established) and the most recent annual report (or half-yearly report, if this is more recent). These and the funds management regulations and/or articles may be obtained free of charge, in English, from Credit Suisse Fund Services (Luxembourg) S.A., P.O. Box 369, L-2013 Luxembourg.