

Total net assets 866.80 M€
NAV 523.43 €

Inception date 26 Sep 2014
ISIN Code FR0011744663
SFDR Classification Article 8

Morningstar Category Eurozone Large-Cap Equity
Overall Rating ★★ ★



Country of registration



MANAGER(S)



S. Coquebert de
Neuville

INVESTMENT POLICY

The investment objective is to match or exceed the performance, net of expenses, of the benchmark, the Euro Stoxx, over the recommended investment period.

RISK SCALE**



Recommended investment period of 5 years

BENCHMARK INDEX
Eurostoxx Net Return EUR

FEATURES

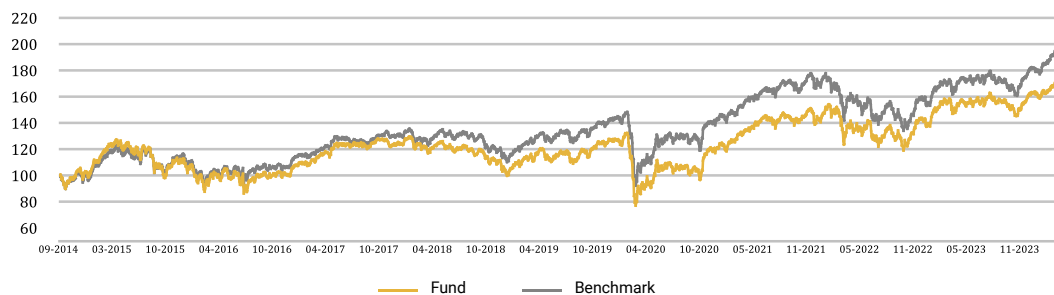
Legal Form	SICAV
Legal Domicile	France
UCITS	Yes
SFDR Classification	Article 8
AMF Classification	Eurozone equities
Eligibility to PEA (personal equity savings plan)	Yes
Currency	EURO
Subscribers concerned	No restriction
Inception date	26/09/2014
Date of share's first NAV calculation	26/09/2014
Management company	Lazard Frères Gestion SAS
Custodian	Lazard Frères Banque
Fund administration	CACEIS Fund Admin
Frequency of NAV calculation	Daily
Order execution	On next NAV for orders placed before 11:00 a.m
Subscription terms	D (NAV date) + 2 business day
Settlement of redemptions	D (NAV date) + 2 business day
Share decimalisation	Yes
Minimum investment	1 share
Subscription fees	4% max.
Redemption fees	Nil
Management fees (max)	1.00%
Performance fees (*)	15% of the performance over the benchmark
Current expenses	1.22%

**Risk scale : For the SRI methodology, please refer to Art. 14(c) , Art. 3 and Annexes II and III PRIIPs RTS

(*) Please refer to the Prospectus for more details about the performance fees

(3) Ratios calculated on a weekly basis

HISTORICAL NET ASSET VALUE (10 YEARS OR SINCE INCEPTION)



Past performance is no guarantee of future performance and is assessed at the end of the recommended investment period.

HISTORICAL PERFORMANCE

Cumulative						Annualized	
	1 Month	YTD	1 Year	3 Years	5 Years	3 Years	5 Years
Fund	4.32%	6.96%	12.77%	30.77%	55.41%	9.35%	9.22%
Benchmark	4.52%	10.04%	16.65%	28.82%	58.28%	8.81%	9.62%
Difference	-0.21%	-3.08%	-3.88%	1.95%	-2.87%	0.55%	-0.40%

PERFORMANCE BY CALENDAR YEAR

	2023	2022	2021	2020	2019	2018	2017	2016	2015
Fund	18.73%	-6.65%	22.28%	-4.44%	23.35%	-17.12%	14.75%	0.11%	4.82%
Benchmark	18.55%	-12.31%	22.67%	0.25%	26.11%	-12.72%	12.55%	4.15%	10.33%

TRAILING 1Y PERFORMANCE

	03 2024	03 2023	03 2022	03 2021	03 2020	03 2019	03 2018	03 2017	03 2016
Fund	12.77%	12.78%	2.81%	48.79%	-20.12%	-6.06%	1.01%	18.33%	-18.69%
Benchmark	16.65%	7.70%	2.54%	45.13%	-15.34%	0.60%	2.23%	19.41%	-13.05%

RISK RATIOS***

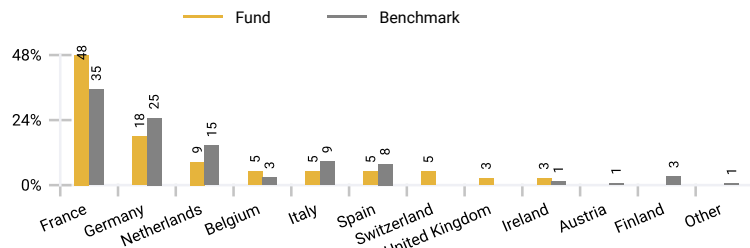
	1 Year	3 Years		1 Year	3 Years
Volatility			Sharpe ratio	0.76	0.50
Fund	11.95%	16.49%	Alpha	-2.84	0.25
Benchmark	12.07%	15.55%	Beta	0.97	1.02
Tracking Error	2.60%	4.35%			
Information ratio	-1.50	0.08			

(3) Ratios calculated on a weekly basis

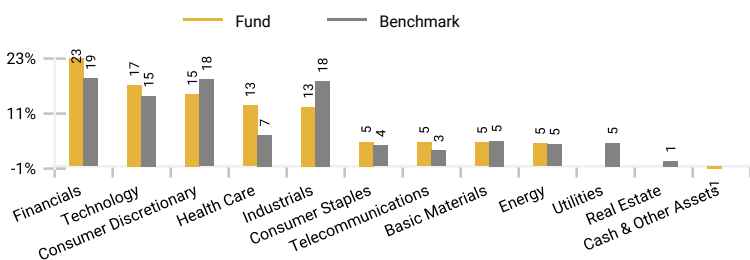
MAIN HOLDINGS

Holdings	Country	Sector	Weight	
			Fund	Index
ASML HOLDING N.V.	Netherlands	Technology	3.9%	6.3%
SAP SE	Germany	Technology	3.5%	3.5%
LVMH (MOET HENNESSY L.VUITTON)	France	Consumer Products & Services	3.0%	3.8%
AIR LIQUIDE (L)	France	Chemicals	2.7%	1.8%
BNP PARIBAS	France	Banks	2.7%	1.3%
MERCK KGAA	Germany	Health Care	2.6%	0.4%
AXA	France	Insurance	2.6%	1.2%
ANHEUSER-BUSCH INBEV	Belgium	Food, Beverage & Tobacco	2.6%	0.9%
VINCI	France	Construction & Materials	2.6%	1.2%
ASTRAZENECA PLC	United Kingdom	Health Care	2.6%	
Total			28.7%	20.4%

GEOGRAPHICAL BREAKDOWN (%)



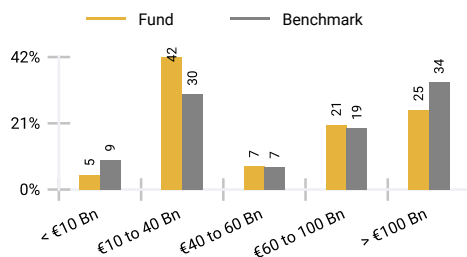
SECTOR BREAKDOWN (%)



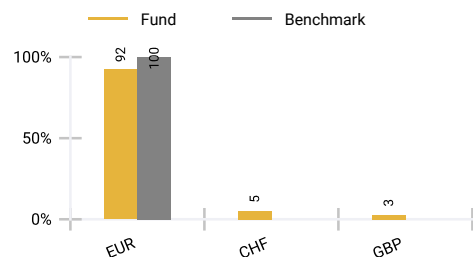
MAIN TRANSACTIONS

New positions	Positions sold
EDENRED	SAMPO PLC -A-
SCOR SE	CARREFOUR
EIFFAGE SA (EX-FOUGEROLLE)	FRESENIUS MEDICAL CARE AG

CAPITALIZATION BREAKDOWN (%)



CURRENCY BREAKDOWN (%)



RELATIVE OVER AND UNDERWEIGHTS

Overexposures		Underexposures	
ASTRAZENECA PLC	2.6%	ASML HOLDING N.V.	-2.5%
GEBERIT AG.(NOMI)	2.5%	SIEMENS AG.(N)	-2.4%
ROCHE HOLDING AG.	2.4%	SCHNEIDER ELECTRIC SE	-2.1%
RENAULT SA	2.4%	L'OREAL	-1.9%

RELATIVE CONTRIBUTORS TO PERFORMANCE

First positive contributors			First negative contributors		
	Absolute perf.	Relative contribution (bp)		Absolute perf.	Relative contribution (bp)
DAIMLER TRUCK HOLD(ISSUE 2021)	24.1%	40	CONTINENTAL AG.	-9.7%	-33
RENAULT SA	21.1%	38	DASSAULT SYSTEMES SE	-5.0%	-19
BANCO BILBAO VIZCAYA ARGENT.	20.1%	22	CAPGEMINI SE	-5.1%	-18
Total		99	Total		-70

FUND MANAGERS COMMENT

In March, the market maintained its momentum and ended the month up once again (SXXE +4.52%) for the fifth consecutive month, despite high geopolitical tensions, a wait-and-see attitude on the part of central banks and manufacturing PMI indices that continued to perform poorly. The value sectors were in the limelight, led by finance, real estate, energy and basic resources. For once, technology was at the bottom of the ranking. The fund underperformed slightly, suffering mainly from a negative stock-picking effect in technology (weakness of Dassault Systèmes, STMicroelectronics and Infineon). On the other hand, it benefited from the good performance of certain banking stocks (BBVA, BNP Paribas, Banco Santander) and automotive stocks (Daimler Truck, Renault).

CONTACTS AND ADDITIONAL INFORMATION

Glossary :

Alpha represents the return of a portfolio that is attributable to the manager's investment decisions.
Beta measures a fund's sensitivity to movements in the overall market.
Information ratio represents the value added by the manager (excess return) divided by the tracking error.
Sharpe ratio measures return in excess of the risk free rate for every unit of risk taken.
Tracking error measures the volatility of the difference between a portfolio's performance and the benchmark.
Volatility is a measure of the fund's returns in relation to its historic average.
Yield to Maturity indicates the rate of return generated if a security is held to its maturity date.
Coupon Yield is the annual coupon value divided by the price of the bond.
Average Credit Spread is the credit spread of a bond over LIBOR, taking into account the value of the embedded option.

Average Rating is the weighted average credit rating of bonds held by the Fund.

Modified Duration is the percentage change in the value of a bond resulting from a 1% interest rate change.

Average Maturity is the average time to maturity of all bonds held by the Fund.

Spread Duration is the sensitivity of a bond price to a change in spreads.

Yield is the internal rate of return of a bond if held to maturity, but not accounting for conversion features of a convertible bond.

Delta represents the sensitivity of convertible bonds held by the Fund to a change in the underlying security price.

Website: www.lazardfreresgestion.com
France
Lazard Frères Gestion, S.A.S. 25 rue de Courcelles, 75008 Paris
Telephone : +33 1 44 13 01 79

Belgium and Luxembourg
Lazard Fund Managers (Ireland) Limited, Belgium Branch
326 Avenue Louise, 1050 Brussels, Belgium
Telephone: +32 2 626 15 30/ +32 2 626 15 31
Email: lfm_belgium@lazard.com

Germany and Austria
Lazard Asset Management (Deutschland) GmbH
Neue Mainzer Str. 75, 60311 Frankfurt am Main
Telephone: +49 69 / 50 60 60
Email: fondsinformationen@lazard.com

Italy
Lazard Asset Management (Deutschland) GmbH
Via Dell'Orso 2, 20121 Milan
Telephone: + 39-02-8699-8611
Email: fondi@lazard.com

Spain, Andorra and Portugal
Lazard Fund Managers (Ireland) Limited, Sucursal en España
Paseo de la Castellana 140, Piso 10°, Letra E, 28046 Madrid
Telephone : + 34 91 419 77 61
Email: contact.es@lazard.com

United Kingdom, Finland, Ireland, Denmark, Norway and Sweden
Lazard Asset Management Limited 50 Stratton Street, London W1J 8LL
Telephone : 0800 374 810
Email: contactuk@lazard.com

Switzerland and Liechtenstein
Lazard Asset Management Schweiz AG Uraniast. 12, CH-8001 Zürich
Telephone : +41 43 / 888 64 80
Email: lfm.ch@lazard.com

Pays-Bas
Lazard Fund Managers (Ireland) Limited.
Amstelvein 54, 26th floor 1096BC Amsterdam
Téléphone: +31 / 20 709 3651
Email: contact.NL@lazard.com

Non-contractual document: This is a marketing communication. This document is provided for the information of unitholders or shareholders in accordance with applicable regulations. It does not constitute investment advice, an invitation or an offer to subscribe to financial instruments. Investors should read the prospectus carefully before subscribing. Please note that not all share classes are authorised for distribution in all jurisdictions. No investment in the portfolio will be accepted until it has been properly registered in the relevant jurisdiction.

France: Any person requiring information in relation to the Fund mentioned in this document is required to consult the prospectus and the PRIIPS KID which are available on request from Lazard Frères Gestion SAS. The information contained in this document has not been independently verified or audited by the statutory auditors of the UCITS(s) concerned. This information is provided by Lazard Frères Gestion SAS, 25, rue de Courcelles 75 008 Paris.

Switzerland and Liechtenstein: Lazard Asset Management Schweiz AG, Uraniastrasse 12, CH-8001 Zurich. The representative in Switzerland is ACOLIN Fund Services AG, Leutschenbachstrasse 50, CH-8050 Zurich, the Paying Agent is Banque Cantonale de Genève, 17, quai de l'île, CH-1204 Geneva. For further information please visit our website, contact the Swiss representative or visit www.fundinfo.com. The paying agent in Liechtenstein is LGT Bank AG, Herrengasse 12, FL-9490 Vaduz. Not all share classes of the respective sub-fund are registered for distribution in Liechtenstein and are aimed exclusively at institutional investors. Subscriptions may only be made on the basis of the current prospectus. The performance shown does not take account of any commissions and costs charged when subscribing to and redeeming shares.

United Kingdom, Finland, Ireland, Denmark, Norway and Sweden: The information is approved, on behalf of Lazard Fund Managers (Ireland) Limited, by Lazard Asset Management Limited, 50 Stratton Street, London W1J 8LL. Company registered in England and Wales under number 525667. Lazard Asset Management Limited is authorised and regulated by the United Kingdom's Financial Conduct Authority (FCA).

Germany and Austria: Lazard Asset Management (Deutschland) GmbH, Neue Mainzer Strasse 75, 60311 Frankfurt am Main is authorised and regulated in Germany by the Federal Financial Supervisory Authority (BaFin). The Paying Agent in Germany is Landesbank BadenWürttemberg, Am Hauptbahnhof 2, 70173 Stuttgart; the Paying Agent in Austria is UniCredit Bank Austria AG, Rothschildplatz 1, 1020 Vienna.

Belgium and Luxembourg: This information is provided by the Belgian Branch of Lazard Fund Managers Ireland Limited, Blue Tower Louise, Avenue Louise 326, Brussels, 1050 Belgium. The Paying Agent and the Representative in Belgium for the registration and the receipt of requests for issuance or repurchase of units or for switching sub-funds for French funds is RBC Investor Services Bank S.A. : 14, Porte de France, L-4360 Esch-sur-Alzette-Grand Duché de Luxembourg

Italy: This information is provided by the Italian branch of Lazard Asset Management (Deutschland) GmbH. Lazard Asset Management (Deutschland) GmbH Milano Office, Via Dell'Orso 2 - 20121 Milan is authorised and regulated in Germany by BaFin. Not all the share classes of the relevant sub-fund are registered for marketing in Italy and they are intended exclusively for institutional investors. Subscriptions may only be made on the basis of the current prospectus. The Paying Agent for the French funds are Société Générale Securities Services, Via Benigno Crespi, 19, 20159 Milano, and BNP Paribas Securities Services, Piazza Lina Bo Bardi, 3, 20124 Milano.

Netherlands: This information is provided by the Dutch branch of Lazard Fund Managers (Ireland) Limited, which is registered with the Dutch Authority for the Financial Markets (Autoriteit Financiële Markten).

Spain and Portugal: This information is provided by the Spanish branch of Lazard Fund Managers Ireland Limited, Paseo de la Castellana 140, Piso 100, Letra E, 28046 Madrid and registered with the National Securities Market Commission (Comisión Nacional del Mercado de Valores or CNMV) under number 18.

Andorra: Only for financial entities authorised in Andorra. This information is provided by the Spanish branch of Lazard Fund Managers Ireland Limited, Paseo de la Castellana 140, Piso 100, Letra E, 28046 Madrid and registered with the National Securities Market Commission (Comisión Nacional del Mercado de Valores or CNMV) under number 18. This information is approved by Lazard Asset Management Limited (LAML). LAML and the Fund are not regulated or authorised or registered in the official registers of the Andorran regulator (AFA) and, accordingly, Shares in the Fund may not be offered or sold in Andorra through active marketing activities. Any order transmitted by an authorised Andorran financial entity for the purpose of acquiring Units in the Fund and/or any commercial document relating to the Fund shall be communicated in response to an unsolicited contact from the investor.

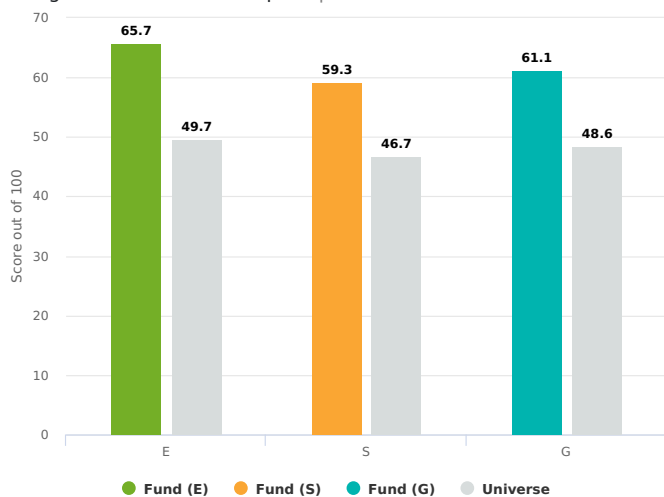
For any complaint, please contact the LFM, LAM or LFG office in your country. You will find the contact details above.

ESG rating - Lazard Alpha Euro SRI
60.90

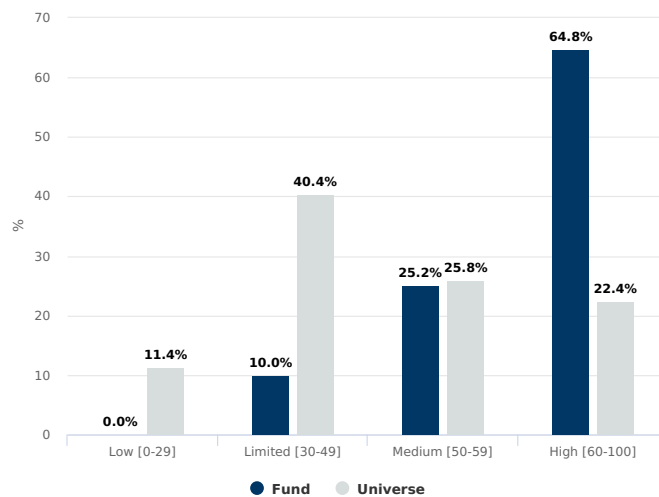
ESG rating Universe*
47.68

Minimum label SRI rating
54.78

Average score on each ESG pillar | Score out of 100



ESG score distribution in %



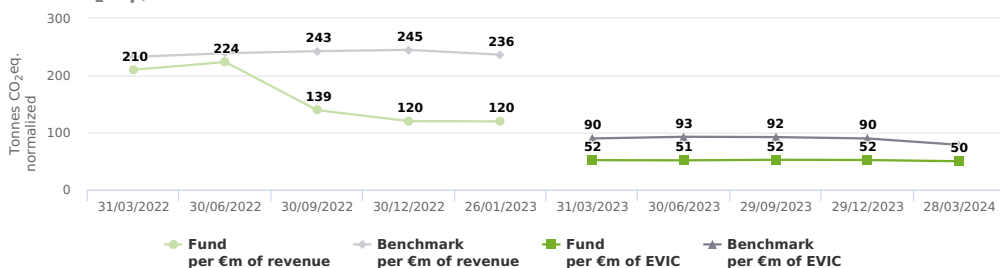
Source: Moody's ESG Solutions. Fund coverage rate: 97.5%. Universe coverage rate: 100.0%

*Universe: companies analyzed by Moody's ESG Solutions : 80% Eurozone + 10% Eurozone ex euro + 10% small Caps

ESG performance indicators

Environmental

Carbon footprint Tons CO₂ eq./M€ of EVIC



Benchmark: Euro Stoxx net return EUR

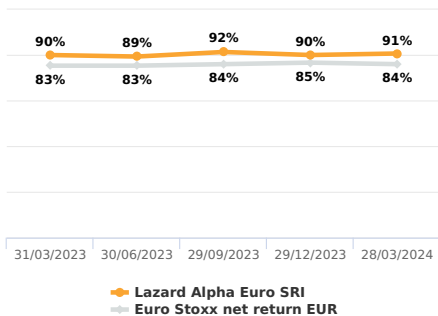
Source: Trucost - scopes 1 and 2. Fund coverage rate: 100.0% ; benchmark: 99.2%

5 main contributions to the carbon footprint of the fund

Companies	Contributions
ENI SPA	23%
AIR LIQUIDE SA	18%
APERAM SA	14%
SAINT GOBAIN SA	11%
TOTALENERGIES SE	9%

Human rights

% of companies signatories of United Nation Global Compact



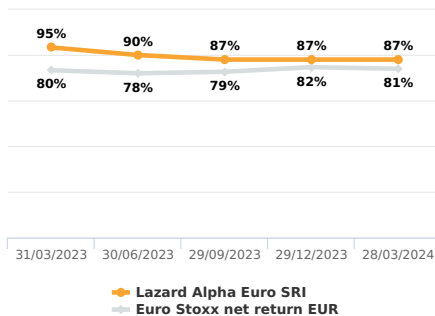
Source: Moody's ESG Solutions

Fund coverage rate: 97.5%

Benchmark coverage rate: 98.7%

Social

% of companies monitoring employee satisfaction



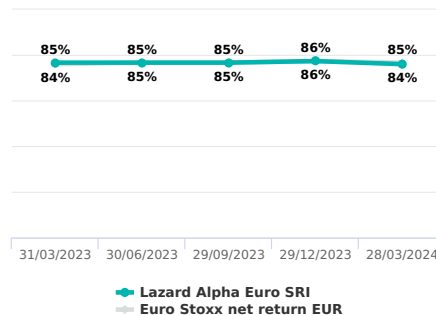
Source: MSCI

Fund coverage rate: 100.0%

Benchmark coverage rate: 100.0%

Governance

% of independent administrators on the Board



Source: MSCI

Fund coverage rate: 100.0%

Benchmark coverage rate: 99.9%

SRI label commitments

List of indicators for which the fund is committed to outperforming its benchmark / universe, as defined in the SRI label guidelines:

- % of companies signatories of United Nation Global Compact
- % of companies monitoring employee satisfaction

Carbon footprint methodology (environmental impact)

- Lazard Frères Gestion decided to establish a partnership with TRUCOST in 2016, in order to receive carbon footprint data.
- Lazard Frères Gestion uses the carbon footprint indicator, which is expressed in CO equivalent tons per €m of revenue.
- The carbon footprint assessment takes into account scope 1 and 2 greenhouse gas (GHG) emissions:
 - Scope 1: all direct emissions related to the combustion of fossil fuels required to manufacture the product.
 - Scope 2: indirect emissions linked to the production of electricity, heat or steam consumed by the activities of the company.
- This measurements are made only on securities held directly.
- In the case of a listed company for which we do not have carbon data, its weighting is then proportionally distributed over the weight of other companies in the same sector, in order to preserve the initial sectoral weightings.
- The weight of each security in the portfolio is rebased so that the total weight is 100%
- The method used to calculate the carbon footprint of a portfolio is a weighted average of GHGs divided by the revenue of each position. This gives us the following formula:

$$\text{Carbon footprint of the portfolio} = \sum \left[\left(\frac{\text{Carbon emissions (scope 1 + 2)}}{EVIC} \right) \text{ of each security} \times \text{security weight} \right]$$

This document is not pre-contractual or contractual in nature. It is provided for information purposes.

It presents analyses and descriptions prepared by Lazard Freres Gestion SAS on the basis of general information and statistics obtained from public sources. There is no guarantee that this information will remain accurate after the publication date.

The interpretation of these analyses or descriptions may vary according to the methods used. Moreover, the instruments and securities referred to in this document are subject to market fluctuations, and therefore no guarantee can be given as regards their performances and evolutions in the future. The analyses and descriptions contained in this document shall not be interpreted as being advice or recommendations on the part of Lazard Freres Gestion SAS. This document does not constitute an offer or invitation to purchase or sell, nor an encouragement to invest in any of the instruments or securities referred to herein.

It is therefore the responsibility of each individual to assess the risks associated with these services and/or investments independently before making any investment. Investors should refer to the terms and conditions of Lazard Freres Gestion SAS in relation to the services and/or investments mentioned in this document.

Moreover, any person wanting to invest in the undertaking(s) for collective investment in transferable securities (UCITS) mentioned in this document is required to consult the PRIIPS KID approved by the French AMF ("Autorite des Marchés Financiers") that is provided to all subscribers and which is available on simple request from Lazard Freres Gestion SAS. The information contained in this document has not been independently verified or audited by the statutory auditors of the UCITS(s) concerned.

The legal and tax information provided are general in nature and do not constitute consultation in this regard. The reader is advised to consult an appropriate and competent legal and tax expert before proceeding with any investment.

The prospectus, PRIIPS KID and financial reports of the fund are available free of charge on the Lazard Freres Gestion website and from our local distributors. Performances are calculated after deduction of management fees but do not include taxes or subscription and redemption fees, which are borne by the subscriber. Past performance is no guarantee of future results. The instruments and securities referred to in this document are subject to market fluctuations, and therefore no guarantee can be given as regards their performances and evolutions in the future.