

## Kopernik Global All-Cap Equity Fund

A USD Acc (IE00BH6XS969)

## Portfolio Management



David Iben



Alissa Corcoran

## Key Facts

Sub-Investment Manager



Investment Team Location

Tampa, Florida, USA

Active/Passive

Active with reference to a benchmark

SFDR Classification

Article 6

Primary Benchmark

MSCI ACWI NR USD

Fund Size

\$1,228m

Total No. of Holdings

102

Active Share

100.00%

Fund Launch

16/12/2013

Fund Base Ccy

USD

Fund Status

Open to all investors

Share Class Launch

28/09/2015

Share Class Ccy

US Dollar

Share Class Status

Open to all investors

Strategy Launch

01/11/2013

Strategy Size

\$5.7bn

Management Fee

1.50%

Min. Investment

\$15,000

Fund Type

UCITS

Domicile

Ireland

Management Company

Carne Management Company  
Ireland

Administrator

BBH Fund Administration Services  
(Ireland) Ltd

Depository

BBH Trustee Services (Ireland) Ltd

Auditor

Grant Thornton

Dealing

Daily by 2pm Irish Time

Subscriptions

T+2

Redemptions

T+3

## Investment Objective and Strategy

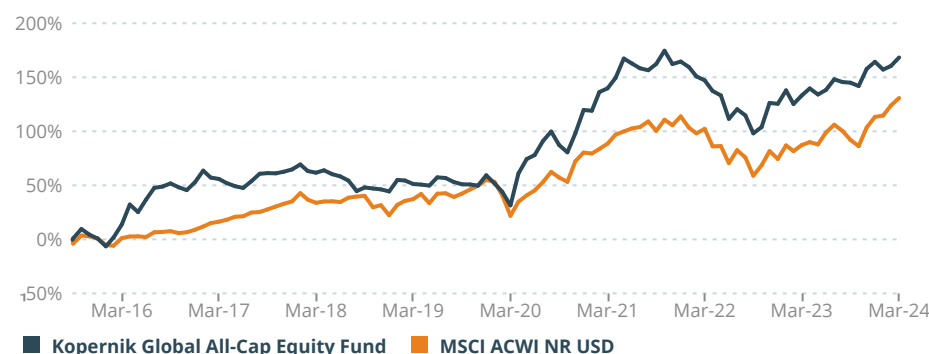
The Fund seeks to provide long-term capital appreciation by investing primarily in equity securities of U.S. and non-U.S. companies.

The research driven investment process seeks to add value through active management and by selecting securities of companies that, in the manager's opinion, are misperceived and undervalued by the market. The Fund may invest in any country, market, and sector/industry across the market capitalisation range within the Fund's predefined investment guidelines.

The Fund's Sub-Investment Manager, Kopernik Global Investors, LLC, was launched by David Iben on July 1, 2013 and operates out of Tampa, Florida. The firm provides investment management services for investment funds, institutions and separate accounts. Kopernik is a client-centric, 100% employee owned firm and many employees are invested in the firm's strategies. The investment philosophy is that markets are inherently inefficient and significant alpha may be gained on a global basis via independent thought and rigorous research. Kopernik believes that only through bottom-up fundamental analysis may a thorough, forward looking understanding of a company's business and valuation be gained. Kopernik views value as a prerequisite, not philosophy and views itself as owners of businesses.

## Performance

	1 month	3 months	YTD	1 Yr	3 Yrs Ann.	5 Yrs Ann.
Fund	3.0%	1.5%	1.5%	15.1%	3.8%	12.1%
Primary Benchmark	3.1%	8.2%	8.2%	23.2%	7.0%	10.9%
+/-	-0.1%	-6.7%	-6.7%	-8.1%	-3.2%	+1.2%



## Statistics

	Fund	Primary Benchmark		Fund
Sharpe Ratio	0.87	0.80	Tracking Error	17.2%
Standard Deviation	18.9%	17.7%	Excess Return	1.3%
Alpha	5.4%	-	Beta	0.58
Up Capture	71.2%	-	Correlation to Primary Benchmark	0.55
Down Capture	65.6%	-	Information Ratio	0.12

Source: Morningstar, as of 31.03.2024  
Period Since Inception, Net of fees

Past performance is no guide to future performance and the value of investment and income from them can fall as well as rise.

# Kopernik Global All-Cap Equity Fund

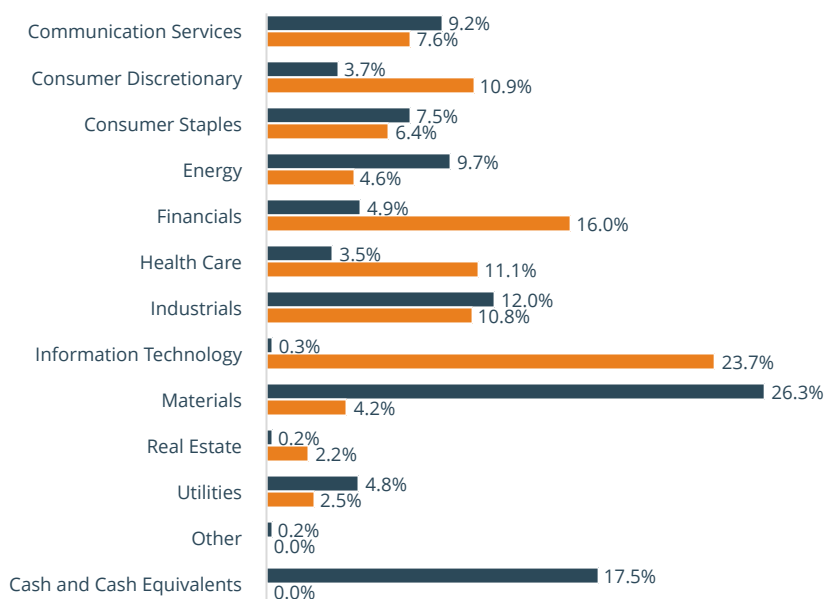
A USD Acc (IE00BH6XS969)

## Top 10 Holdings

Newmont Corporation	4.6%
KT Corporation	4.2%
LG Uplus Corp	3.7%
Southwestern Energy Company	3.0%
Impala Platinum Holdings Limited	2.8%
Equinox Gold Corp.	2.7%
National Atomic Company Kazatomprom JSC	2.6%
Golden Agri-Resources Ltd	2.5%
CK Hutchison Holdings Limited	2.4%
Range Resources Corporation	2.2%
<b>Total of Top 10</b>	<b>30.7%</b>

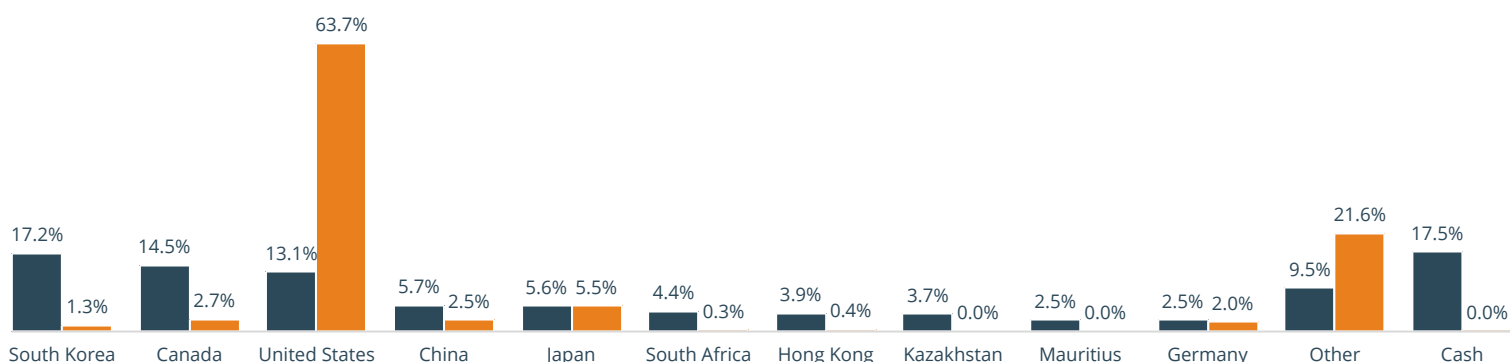
Source: Heptagon, as of 31.03.2024

## Sector Weights



■ Kopernik Global All-Cap Equity Fund ■ MSCI ACWI NR USD

## Country Weights



■ Kopernik Global All-Cap Equity Fund ■ MSCI ACWI NR USD

Source: Morningstar, as of 31.03.2024

## Historical Monthly Returns - Net of fees

	Jan	Feb	Mar	Apr	May	Jun	Jul	Aug	Sept	Oct	Nov	Dec	Year	Primary Benchmark Year
2015										8.7%	-4.8%	-3.4%	-0.1%	5.0%
2016	-7.1%	8.7%	11.8%	16.1%	-5.2%	9.1%	8.0%	0.9%	1.9%	-2.4%	-1.8%	5.0%	51.4%	7.9%
2017	7.0%	-3.9%	-0.8%	-2.5%	-1.8%	-1.1%	4.2%	4.5%	0.4%	-0.1%	1.0%	1.3%	7.7%	24.0%
2018	2.8%	-3.6%	-1.0%	1.4%	-2.2%	-1.2%	-2.5%	-6.3%	2.4%	-0.7%	-0.5%	-1.3%	-12.3%	-9.4%
2019	7.3%	-0.3%	-2.1%	-0.4%	-0.6%	5.1%	-0.4%	-2.4%	-1.4%	-0.1%	-0.7%	6.3%	10.3%	26.6%
2020	-4.7%	-5.1%	-8.7%	22.4%	8.3%	2.1%	7.3%	4.6%	-6.3%	-3.6%	9.8%	10.8%	37.8%	16.3%
2021	-0.3%	7.8%	1.5%	4.0%	7.2%	-1.7%	-1.7%	-0.7%	2.2%	4.7%	-4.5%	0.9%	20.4%	18.5%
2022	-2.0%	-3.3%	-1.4%	-4.0%	-1.7%	-9.3%	4.2%	-2.6%	-7.8%	2.9%	10.9%	-0.3%	-14.8%	-18.4%
2023	5.5%	-5.3%	3.5%	2.8%	-2.3%	1.8%	4.1%	-1.0%	-0.2%	-1.2%	6.5%	2.6%	17.2%	22.2%
2024	-2.7%	1.3%	3.0%										1.5%	8.2%

Source: Morningstar, as of 31.03.2024

Past performance is no guide to future performance and the value of investment and income from them can fall as well as rise.

# Kopernik Global All-Cap Equity Fund

A USD Acc (IE00BH6XS969)

## Available Share Classes

Name	Ccy	Dist/Acc	Hedged	ISIN	Bloomberg	SEDOL
A	USD	Acc	-	IE00BH6XS969	HEPKOPA ID	BH6XS96
A1	USD	Acc	-	IE00BH6XSB87	HPKOPA1 ID	BH6XSB8
ACH	CHF	Acc	-	IE00BYNFW515	HKOPACH ID	BYNFW51
ACH1	CHF	Acc	-	IE00BYNFWT22	HKPACH1 ID	BYNFWT2
ACHH	CHF	Acc	Yes	IE00BYNFWV44	HKPACHH ID	BYNFWV4
ACHH1	CHF	Acc	Yes	IE00BYNFWW50	HKACHH1 ID	BYNFWW5
AD	USD	Dist	-	IE00BH6XSC94	HPKOPAD ID	BH6XSC9
AD1	USD	Dist	-	IE00BH6XSD02	HKOPAD1 ID	BH6XSD0
AE	EUR	Acc	-	IE00BH6XSF26	HPKPAE ID	BH6XSF2
AE1	EUR	Acc	-	IE00BH6XSG33	HKOPAE1 ID	BH6XSG3
AED	EUR	Dist	-	IE00BVRYNH98	HKOPAED ID	BVRYNH9
AED1	EUR	Dist	-	IE00BVRYNJ13	HKPAED1 ID	BVRYNJ1
AEH	EUR	Acc	Yes	IE00BYNFWX67	HKOPAEH ID	BYNFWX6
AEH1	EUR	Acc	Yes	IE00BYNFWY74	HKPAEH1 ID	BYNFWY7
AG	GBP	Acc	-	IE00BH6XSH40	HPKOPAG ID	BH6XSH4
AG1	GBP	Acc	-	IE00BH6XSJ63	HKOPAG1 ID	BH6XSJ6
AGD	GBP	Dist	-	IE00BH6XSK78	HKOPAGD ID	BH6XSK7
AGD1	GBP	Dist	-	IE00BH6XSL85	HKPAGD1 ID	BH6XSL8

## Risk Warnings

The Fund is subject to special risk considerations including geographic concentration risk, portfolio concentration risk and operational risk. The investment return and principal value of an investment will fluctuate so that the investor's shares, when redeemed, may be worth more or less than their original cost. Any investor should consider the investment objectives, risks and charges and expenses of the Fund carefully before investing. Where an investment is denominated in a currency other than the investor's currency, changes in rates of exchange may have an adverse effect on the value, price of, or income derived from the investment.

## Important Information and Disclosure

Heptagon Capital Limited, Heptagon Capital LLP and its affiliate companies and its members, officers, employees, agents and advisors disclaim any and all liability relating to these materials, except to the extent required by applicable law or regulations, including, without limitation, any express or implied representations or warranties for statements or errors contained in, and omissions from, these materials. Certain assumptions have been made, and/or parameters set, in the preparation of these materials which have resulted in the returns detailed herein, and no representation or warranty is made that any returns indicated will be achieved. Changes to assumptions or parameters may have a material impact on the returns detailed. This document should not be copied to any other person without our express consent. This document should not be considered an offer to buy or sell investments.

Heptagon Capital Limited has issued this communication as investment manager for Heptagon Fund ICAV (the "Company"), an umbrella fund with segregated liability between sub-funds (the "Funds") and authorised pursuant to the European Communities (Undertakings for Collective Investment in Transferable Securities) Regulations, 2011, as amended, and is licensed to conduct investment services by the Malta Financial Services Authority. Heptagon Capital LLP is authorised and regulated in the UK by the Financial Conduct Authority (FRN: 403304) and is the sub-investment manager for a number of the Funds.

Representative and Paying Agent in Switzerland is Société Générale, Paris, Zurich branch, Talacker 50, PO Box 1928, 8021 Zurich, Switzerland. The prospectus, the key investor information document, the Articles and the annual and semi-annual reports are available free of charge from the Swiss representative.

The results given in this document are based solely upon historical fund performance as gathered and supplied by Morningstar. That past performance has not been independently verified by either Heptagon Capital Limited or Heptagon Capital LLP. It is not intended to predict or depict the future performance of any investment.

The information contained herein is provided for informational purposes only, is not complete, and does not contain certain material information about the Funds, including important disclosures and risk factors associated with an investment in the Funds. Before making an investment in any Fund, prospective investors are advised to thoroughly and carefully review the Company's prospectus (the "Prospectus") as well as the supplement to the Prospectus for the Fund and the Fund's key investor information document with their financial, legal and tax advisors to determine whether an investment is suitable for them.

For all definitions of the financial terms used within this document, please refer to the glossary on our website: <https://www.heptagon-capital.com/glossary>

Past performance is no guide to future performance and the value of investment and income from them can fall as well as rise.

# Kopernik Global All-Cap Equity Fund

A USD Acc (IE00BH6XS969)

## Important Information and Disclosure

The MSCI information may only be used for your internal use, may not be reproduced or disseminated in any form and may not be used as a basis for or a component of any financial instruments or products or indices. None of the MSCI information is intended to constitute investment advice or a recommendation to make (or refrain from making) any kind of investment decision and may not be relied on as such. Historical data and analysis should not be taken as an indication or guarantee of any future performance analysis, forecast or prediction. The MSCI information is provided on an “as is” basis and the user of this information assumes the entire risk of any use made of this information. MSCI, each of its affiliates and each other person involved in or related to compiling, computing or creating any MSCI information (collectively, the “MSCI Parties”) expressly disclaims all warranties (including, without limitation, any warranties of originality, accuracy, completeness, timeliness, non-infringement, merchantability and fitness for a particular purpose) with respect to this information. Without limiting any of the foregoing, in no event shall any MSCI Party have any liability for any direct, indirect, special, incidental, punitive, consequential (including, without limitation, lost profits) or any other damages. ([www.msci.com](http://www.msci.com))

The Global Industry Classification Standard (“GICS”) was developed by and is the exclusive property and a service mark of MSCI Inc. (“MSCI”) and S&P Global Market Intelligence (“S&P”) and is licensed for use by Heptagon Fund plc. Neither MSCI, S&P, nor any other party involved in making or compiling the GICS or any GICS classifications makes any express or implied warranties or representations with respect to such standard or classification (or the results to be obtained by the use thereof), and all such parties hereby expressly disclaim all warranties of originality, accuracy, completeness, merchantability and fitness for a particular purpose with respect to any of such standard or classification. Without limiting any of the foregoing, in no event shall MSCI, S&P, any of their affiliates or any third party involved in making or compiling the GICS or any GICS classifications have any liability for any direct, indirect, special, punitive, consequential or any other damages (including lost profits) even if notified of the possibility of such damages.

Past performance is no guide to future performance and the value of investment and income from them can fall as well as rise.