

DB Platinum IV CROCI Euro R1D

Style: Eurozone Large-Cap Equity

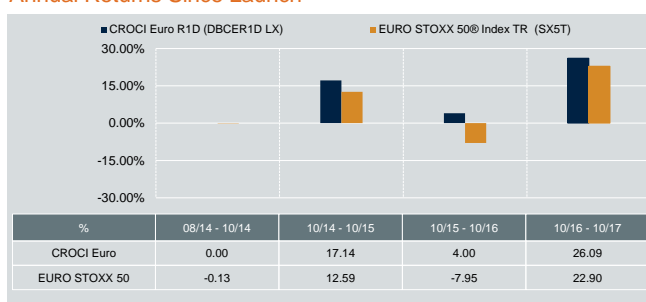
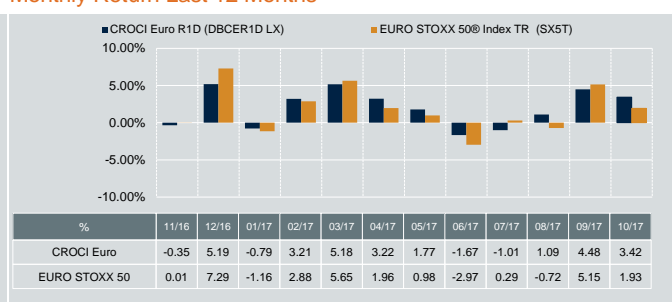
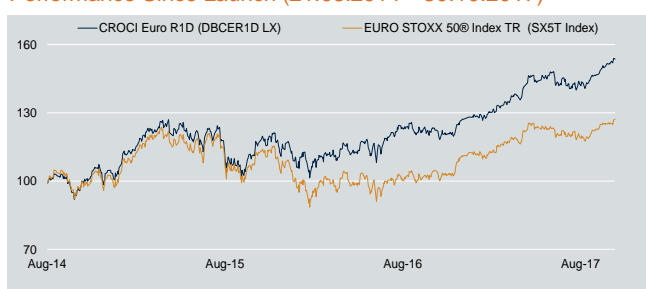
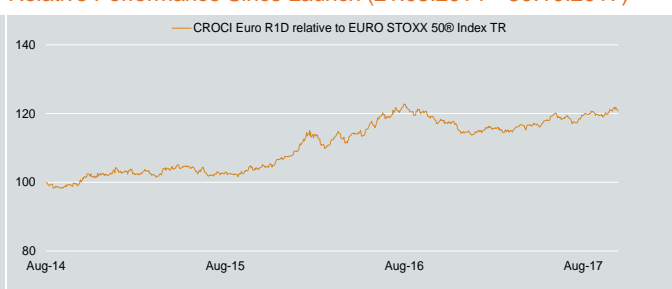
Fund Inception Date: 21.08.2014

Fund Assets under Management: € 425,710,284

The aim of the Fund is to invest in a portfolio of shares issued by large companies in the Eurozone, selected using the CROCI Euro Strategy (Strategy). The Strategy selects shares on the basis of an economic valuation using the Deutsche Bank CROCI^{®(1)} methodology. The selection universe contains the 100 largest companies by market capitalisation in the Eurozone, excluding companies from the financial sector. The Strategy selects the thirty companies with the lowest positive CROCI economic price-earnings ratio (CROCI Ratio) from the selection universe. The CROCI methodology enables the comparison of company valuations across sectors and regions on an equal basis by making certain adjustments to company reported financial statements providing the CROCI Ratios used to select the shares with the lowest valuations due to their price potential. The shares comprising the Strategy are reviewed quarterly (March, June, September, December) and weighted equally upon each rebalancing. The Strategy has a selection buffer, which will prevent the replacement of an existing share unless its CROCI Ratio is sufficiently higher than that of the proposed replacement share.

Historical Performance⁽²⁾

	Returns (%)				Annualised Returns (%)			
	YTD	1M	3M	6M	1Y	3Y	5Y	Since Launch
CROCI Euro R1D	20.30	3.42	9.24	8.22	26.09	15.38	-	14.39
EURO STOXX 50 [®] Index TR	14.54	1.93	6.41	4.57	22.90	8.40	-	7.83
Excess Return vs the Benchmark	5.76	1.49	2.83	3.65	3.19	6.98	-	6.56

Annual Returns Since Launch⁽²⁾Monthly Return Last 12 Months⁽²⁾Performance Since Launch (21.08.2014 – 30.10.2017)⁽²⁾Relative Performance Since Launch (21.08.2014 – 30.10.2017)⁽²⁾Since Launch Risk Profile⁽²⁾

	CROCI Euro R1D	EURO STOXX 50 [®] Index TR
Annualised Vol. ⁽³⁾	18.04%	20.61%
Maximum Drawdown	-20.08%	-28.37%
Best Daily Return	3.97%	4.71%
Worst Daily Return	-7.28%	-8.62%
% of days with positive returns	55.58%	52.44%
Sharpe Ratio ⁽³⁾	0.81	0.39
VaR 95%/1M ⁽⁴⁾	7.04%	8.32%

Monthly Portfolio Return Contribution

Leading Contributors		Lagging Contributors	
Stocks	Contribution (%)	Stocks	Contribution (%)
Kering	0.58	Nokia	-0.54
ArcMittal	0.40	Sanofi	-0.11
LVMH	0.33	Bayer	-0.11
Pernod Ricard	0.32	Merck KGAA	-0.07
L'Oreal	0.20		

Commentary – Deutsche Bank CROCI Euro – October 2017

In October 2017, Deutsche Bank CROCI Euro StrategyTM was up 3.30, outperforming the EURO STOXX TR by 1.37%.

- Sector Allocation made a net positive contribution to excess return:
 - Positive Sector Contributions: Financials/Real Estate and Materials
 - Negative Sector Contributions: Health Care and Energy
- Stock Selection made a net positive contribution to excess return:
 - Positive Stock Contributions: Kering, Arcelor Mittal and Pernod Ricard
 - Negative Stock Contributions: Air Liquide, Nokia Oyj and BASF

Source: Deutsche Bank. Past performance is not a reliable indicator of future result.

(1) CROCI[®] is a registered trade mark of Deutsche Bank AG in certain jurisdictions. Deutsche Bank AG reserves all of its registered and unregistered trade mark rights. (2) Source: Deutsche Bank, Bloomberg. The Fund's performance is shown net of all fund fees but gross of any initial charge which will have an impact on the realisable value of the investment. Past performance is not a reliable indicator of future results. (3) For the purpose of volatility calculation, Benchmark Index levels are considered only for the days when the fund NAV is available to make the comparison with the fund possible. (4) These figures represent the historic simulated VaR of the Sub-Fund's NAV calculated on the basis of the full NAV history of the relevant share class.

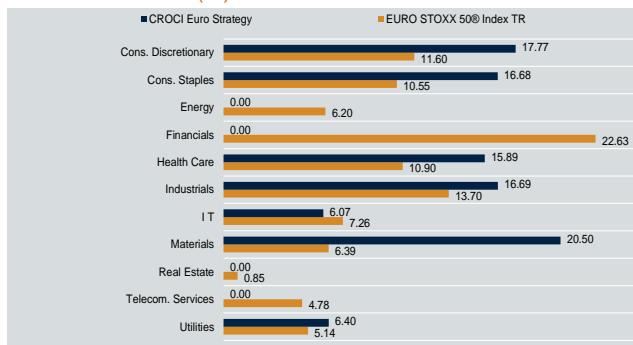
All information as of 31 October 2017 unless otherwise specified.

Please refer to the Important Notice at the end of this document.



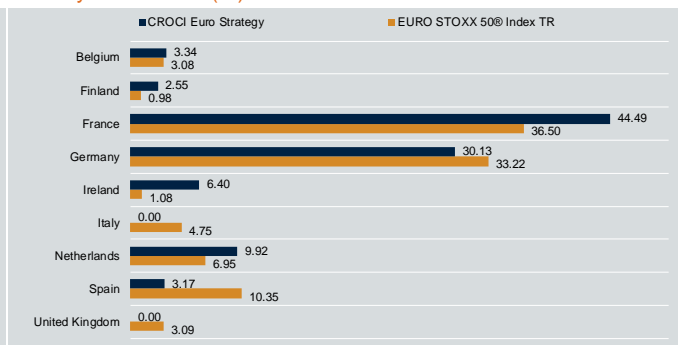
Deutsche Asset Management

Sector Breakdown (%)



Source: Deutsche Bank, Bloomberg, Constituents as of 30 October 2017

Country Breakdown (%)



Source: Deutsche Bank, Bloomberg, Constituents as of 30 October 2017

Portfolio Composition

Share	(%)	Share	(%)	Share	(%)	Share	(%)	Share	(%)
Akzo Nobel	3.46	CRH PLC	3.22	Henkel Ag & Co KGAA Vorzug	3.25	L'Oreal	3.15	Safran Sa	3.48
Arcelormittal	4.16	Danone	3.24	Iberdrola SA	3.23	LVMH Moet Hennessy	3.23	Sanofi	3.16
BASF SE	3.28	Deutsche Post AG	3.48	Kering	3.43	Merck KGAA	2.97	Schneider Electric SA	3.36
Bayer AG-Reg	3.10	E.ON SE	3.57	Koninklijke DSM NV	3.27	Michelin (CGDE)	3.39	Siemens AG	3.09
Cap Gemini SA	3.42	Fresenius Medical Care AG	3.19	Koninklijke Philips NV	3.54	Pernod Ricard SA	3.32	UCB SA	3.36
Continental AG	3.28	GDF Suez	3.44	Linde AG	3.20	Ryanair Holdings Plc	3.38	Veolia Environnement	3.33

Source: Deutsche Bank, Constituents as of 31 July 2017

Key Facts

Issuer / Manager	DB Platinum IV / Deutsche Asset Management S.A.
Share Classes	R1D
WKN	A0X84Y
ISIN-Code	LU0435932776
BBG Ticker	DBCER1D LX
Currency	EUR
Tax Reporting (ISO Country Codes)	AT, DE
Upfront Fee	Up to 5.00%
Management Fee p.a.	1.00%
Fixed Fee p.a.	0.10%
Taxe d'Abonnement p.a.	0.05%
All-in Fee (TER)	1.15%
Dividend Reference Date	31.01.2018
Dividend Payment Frequency	Yearly
Dividend Rate	TBD
Dividend Payment Date	30.04.2018
Minimum Subscription	1 share
Fund NAV per Share	€ 147.06
Launch Date	21.08.2014
Strategy	CROCI Euro Strategy
Subscription Deadline	2:00 p.m. CET (T)
Settlement	T+3
Maturity	No maturity

Registered Countries (R1D Share Class)

Austria, Finland, France, Germany, Luxembourg, Netherlands, Norway, Singapore, Spain, Sweden, Switzerland, UK

Dividend History

Dividends	Apr 17	Apr 16	Apr 15
CROCI Euro R1D (€)	2.66	2.07	0.66

Important Notice

Investments in funds involve numerous risks including, among others, general market risks, credit risks, foreign exchange risks, interest rate risks and liquidity risks

Key risk factors to consider before investing:

- The value of an investment in a Deutsche Bank fund may go down as well as up and can result in losses, up and including a total loss of the amount initially invested.
- Past performance is not a reliable indicator of future results.
- Movements in exchange rates can impact the value of your investment. If the currency of your country of residence is different from the currency in which the underlying investments of the fund are made, the value of your investment may increase or decrease subject to movements in exchange rates.
- The Strategy has been built on the premise that stocks with lower CROCI Economic P/E ratios may outperform stocks with higher CROCI Economic P/E ratios over time. Such a premise may not be correct and prospective investors should evaluate this assumption prior to investing.

Other important information

DB Platinum®, DB Platinum is a registered trademark of Deutsche Bank AG. The registered office of DB Platinum IV (RCS no.: B-85.828), a company registered in Luxembourg, is located at 11-13, Boulevard de la Foire, L-1528 Luxembourg, Luxembourg, and is registered as an undertaking for collective investment pursuant to Part I of the law of 17 December 2010 and therefore qualifies as a UCITS under all relevant laws and regulations. Deutsche Asset Management S.A. acts as the management company. Investors should be aware that DB may from time to time own interests in the Fund which may represent a significant amount or proportion of the overall investor holdings in the Fund. Investors should consider what possible impact such holdings, or any disposal thereof, by DB may have on them.

This document does not create any legally binding obligations on the part of Deutsche Bank AG and/or its affiliates. Without limitation, this document does not constitute investment advice and does not constitute an offer or recommendation to enter into any transaction. It is not intended for distribution or use by any person or entity who is a citizen or resident of or located in any jurisdiction where such distribution, publication or use would be prohibited. The Fund may neither be offered for sale nor sold in the USA, to US Persons or persons residing in the USA. Please refer to the relevant fund's full prospectus and the relevant Key Investor Document for more information on the Fund which is available in English on request or on systematic.deutscheam.com.

The information contained in this document is believed to be correct, complete and accurate and every effort has been made to represent accurate information. However, no representation or warranty, expressed or implied, is made as to the accuracy, completeness or correctness of the information contained in this document. Deutsche Bank assumes no responsibility or liability for any errors or omissions with respect to this information. The information contained in this document is provided for information purposes only. In the case of any inconsistency with the relevant prospectus of a product, the latest version of the prospectus shall prevail. Issued in the UK by DB AG London Branch. DB is authorised under German Banking Law (competent authority: BaFin – Federal Financial Supervising Authority) and DB AG London Branch is regulated by the Financial Conduct Authority for the conduct of UK business.

Additional information for investors in Switzerland

The Representative and Paying Agent in Switzerland is Deutsche Bank (Suisse) S.A., Place des Bergues 3, 1201 Geneva and its branches in Zurich and Lugano.

The prospectus, key investor information, articles of association, annual and semi-annual reports are all available in German language from the Representative in printed form free of charge or in electronic form from the website systematic.deutscheam.com.

© Deutsche Bank AG 2017, As at: 31 October 2017