

A Accumulation EUR | Data as at 28.02.2021

### Fund objectives and investment policy

The fund aims to provide capital growth in excess of the MSCI Europe (Net TR) Index after fees have been deducted over a three to five year period by investing in equities of companies listed in Europe.

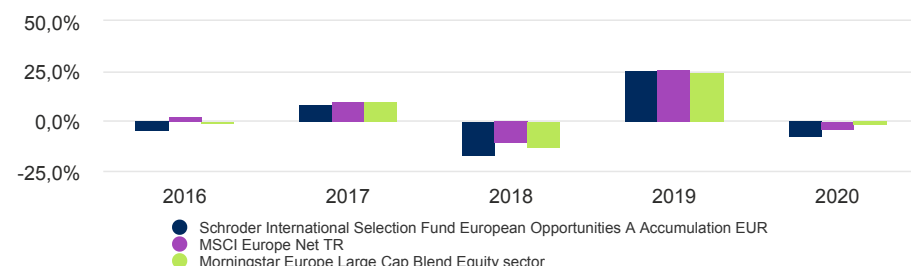
Relevant risk as associated with this Fund are shown overleaf and should be carefully considered before making any investment. For further details on the fund's Investment Policy please see the KIID.

### Share class performance (%)

Cumulative performance	1 month	3 months	YTD	1 year	3 years	5 years	Since inception
Share class (Net)	2,5	3,7	2,3	9,5	1,3	15,7	20,4
Target	3,4	5,1	2,6	9,8	14,5	37,9	47,0
Comparator	2,2	4,0	1,6	10,2	11,5	31,3	40,5

12 month performance	Discrete yearly performance - Feb					Calendar year performance				
	2016	2017	2018	2019	2020	2016	2017	2018	2019	2020
	2017	2018	2019	2020	2021					
Share class (Net)	8,3	5,3	-6,8	-0,6	9,5	-4,7	8,3	-16,2	25,5	-7,8
Target	14,7	5,0	1,3	3,0	9,8	2,6	10,2	-10,6	26,0	-3,3
Comparator	11,7	5,5	-1,9	3,1	10,2	-0,2	10,1	-12,7	24,5	-0,9

### Performance over 5 years (%)



Past Performance is not a guide to future performance and may not be repeated. The value of investments and the income from them may go down as well as up and investors may not get back the amounts originally invested. Exchange rate changes may cause the value of any overseas investments to rise or fall.

Source: Morningstar, bid to bid, net income reinvested, net of fees. Some performance differences between the fund and the benchmark may arise because the fund performance is calculated at a different valuation point from the benchmark.

### Fund facts

Fund manager	Nichollette MacDonald-Brown
Managed fund since	01.06.2020
Fund management company	Schroder Investment Management (Europe) S.A.
Domicile	Luxembourg
Fund launch date	12.03.2014
Share class launch date	12.03.2014
Fund base currency	EUR
Share class currency	EUR
Fund size (Million)	EUR 25,65
Number of holdings	55
Target	MSCI Europe Net TR
Comparator	Morningstar Europe Large Cap Blend Equity sector
Unit NAV	EUR 120,4167
Dealing frequency	Daily
Distribution frequency	No Distribution

### Fees & expenses

Ongoing charge	1,90%
Redemption fee	0,00%
Entry charge up to	5,00%


### Purchase details

Minimum initial subscription	EUR 1.000 ; USD 1.000 or their near equivalent in any other freely convertible currency.
------------------------------	--

### Codes

ISIN	LU0995121059
Bloomberg	SHEOAE LX
SEDOL	BJ62M17
Reuters code	LU0995121059.LUF

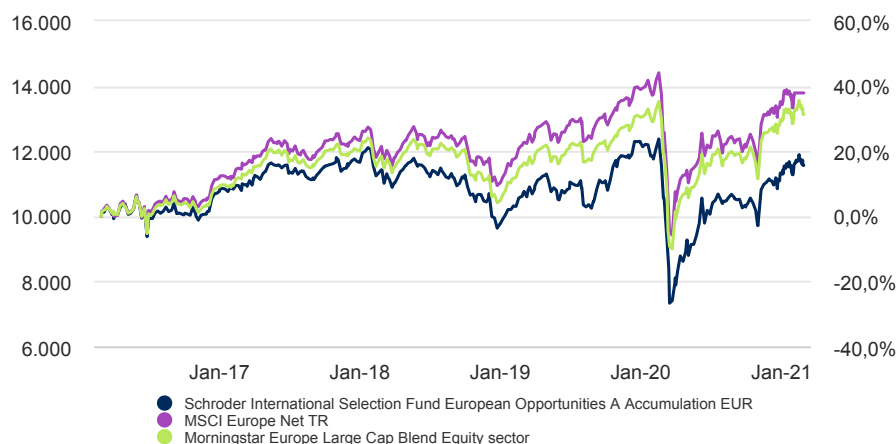
### Ratings and accreditation



Please refer to the Important information section for the disclosure. The above are external ratings and the internal ESG accreditation.

A Accumulation EUR | Data as at 28.02.2021

### 5 year return of EUR 10.000



**Past Performance is not a guide to future performance and may not be repeated.**

**The value of investments and the income from them may go down as well as up and investors may not get back the amounts originally invested. Exchange rate changes may cause the value of any overseas investments to rise or fall.**

The chart is for illustrative purposes only and does not reflect an actual return on any investment.

Returns are calculated bid to bid (which means performance does not include the effect of any initial charges), net income reinvested, net of fees.

### Risk considerations

**Currency risk:** The fund may lose value as a result of movements in foreign exchange rates.

**Derivatives risk:** Derivatives may be used to manage the portfolio efficiently. A derivative may not perform as expected, may create losses greater than the cost of the derivative and may result in losses to the fund.

**Liquidity risk:** In difficult market conditions, the fund may not be able to sell a security for full value or at all. This could affect performance and could cause the fund to defer or suspend redemptions of its shares.

**Operational risk:** Operational processes, including those related to the safekeeping of assets, may fail. This may result in losses to the fund.

**Performance risk:** Investment objectives express an intended result but there is no guarantee that such a result will be achieved. Depending on market conditions and the macro economic environment, investment objectives may become more difficult to achieve.

**IBOR:** The transition of the financial markets away from the use of interbank offered rates (IBORs) to alternative reference rates may impact the valuation of certain holdings and disrupt liquidity in certain instruments. This may impact the investment performance of the fund.

### Synthetic risk & reward indicator (SRII)

#### LOWER RISK

Potentially lower reward

#### HIGHER RISK

Potentially higher reward



The risk category was calculated using historical performance data and may not be a reliable indicator of the fund's future risk profile. The fund's risk category is not guaranteed to remain fixed and may change over time. A fund in the lowest category does not mean a risk-free investment. A fund is in categories 1 to 3 where it can take lower risks in search of potentially lower rewards and its price may rise and fall accordingly. A fund is in categories 4 to 7 where it can take higher risks in search of potentially higher rewards and its price may rise and fall accordingly.

### Risk statistics & financial ratios

	Fund	Target
<b>Annual volatility (%) (3y)</b>	22,8	16,8
<b>Alpha (%) (3y)</b>	-4,6	-
<b>Beta (3y)</b>	1,3	-
<b>Sharpe ratio (3y)</b>	0,2	0,4
<b>Information ratio (3y)</b>	-0,5	-
<b>Dividend Yield (%)</b>	1,7	-
<b>Price to book</b>	2,0	-
<b>Price to earnings</b>	21,7	-
<b>Predicted Tracking error (%)</b>	3,5	-

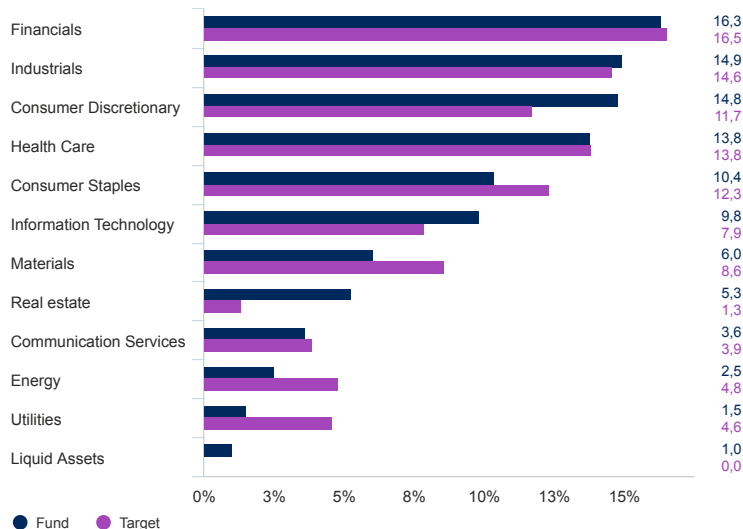
Source: Morningstar, and Schroders for the Predicted tracking error. The above ratios are based on bid to bid price based performance data. These financial ratios refer to the average of the equity holdings contained in the fund's portfolio and in the benchmark (if mentioned) respectively.

A Accumulation EUR | Data as at 28.02.2021

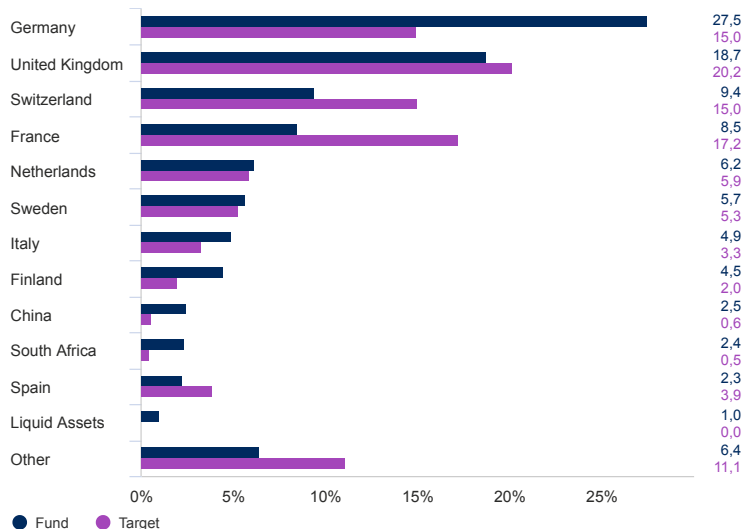
### Asset allocation

Source: Schroders. Top holdings and asset allocation are at fund level.

#### Sector (%)



#### Geographical Breakdown (%)



#### Top 10 holdings (%)

Holding name	%
Nestle SA	4,6
Siemens AG	3,2
LVMH Moet Hennessy Louis Vuitton SE	3,1
Neste Oyj	2,5
Prosus NV	2,5
Volkswagen AG	2,4
Anglo American PLC	2,4
Koninklijke Philips NV	2,4
Allianz SE	2,4
Industria de Diseno Textil SA	2,3

### Share class available

	A Accumulation EUR	A Distribution EUR
<b>Distribution frequency</b>	No Distribution	Semi-Annually
<b>ISIN</b>	LU0995121059	LU0995121216
<b>Bloomberg</b>	SHEOAEA LX	SHEOAEI LX
<b>SEDOL</b>	BJ62M17	BMPH117

### Contact information

Schroder Investment Management (Europe) S.A.  
 5, rue Höhenhof  
 Sennigerberg  
 Luxembourg  
 L-1736  
 Tel: +352 341 342 202  
 Fax: +352 341 342 342

For your security, communications may be taped or monitored.

## Benchmark and corporate action information

Schroder ISF European Opportunities was launched on 12.03.2014 to accommodate a transfer of shareholders from the Cazenove fund to the Schroder ISF SICAV. James Sym and James Rutland replaced Steve Cordell as Fund Manager for this fund on 01.06.2018. Nicholette MacDonald Brown replaced James Sym and James Rutland as Fund Managers for this fund on 01.06.2020. On 02.06.2014 the MSCI Europe Net (TR) replaced the FTSE World Europe. The full track record of the previous index has been kept and chainlinked to the new one. The fund's performance should be assessed against its target benchmark being to exceed the MSCI Europe (Net TR) index and compared against the Morningstar Europe Large Cap Blend Equity Category. The fund's investment universe is expected to overlap materially with the components of the target benchmark. The comparator benchmark is only included for performance comparison purposes and does not have any bearing on how the investment manager invests the fund's assets. The investment manager invests on a discretionary basis and there are no restrictions on the extent to which the fund's portfolio and performance may deviate from the target benchmark. The investment manager will invest in companies or sectors not included in the target benchmark in order to take advantage of specific investment opportunities. The target benchmark has been selected because it is representative of the type of investments in which the fund is likely to invest and it is, therefore, an appropriate target in relation to the return that the fund aims to provide. The comparator benchmark has been selected because the investment manager believes that the benchmark is a suitable comparison for performance purposes given the fund's investment objective and policy.

## Important information

This document does not constitute an offer to anyone, or a solicitation by anyone, to subscribe for shares of Schroder International Selection Fund (the "Company"). Nothing in this document should be construed as advice and is therefore not a recommendation to buy or sell shares. Subscriptions for shares of the Company can only be made on the basis of its latest Key Investor Information Document and Prospectus together with the latest audited annual report (and subsequent unaudited semi-annual report, if published), copies of which can be obtained, free of charge, from Schroder Investment Management (Europe) S.A. These documents are available in English, French and German. Investment in the Company may not be suitable for all investors. Investors with any doubts as regards suitability should contact their independent investment advisers. An investment in the Company entails risks, which are fully described in the prospectus. Schroders has expressed its own views and opinions in this document and these may change. This document is issued by Schroder Investment Management (Europe) S.A., 5, rue Höhenhof, L-1736 Senningerberg, Luxembourg. R.C.S. Luxembourg: B 37.799. Schroders will be a data controller in respect of your personal data. For information on how Schroders might process your personal data, please view our Privacy Policy available at [www.schroders.com/en/privacy-policy](http://www.schroders.com/en/privacy-policy) or on request should you not have access to this webpage. Third party data is owned or licensed by the data provider and may not be reproduced or extracted and used for any other purpose without the data provider's consent. Third party data is provided without any warranties of any kind. The data provider and issuer of the document shall have no liability in connection with the third party data. The Prospectus and/or [www.schroders.com](http://www.schroders.com) contains additional disclaimers which apply to the third party data.

\* Morningstar Rating: © Morningstar 2021. All Rights Reserved. The information contained herein: (1) is proprietary to Morningstar and/or its content providers; (2) may not be copied or distributed; and (3) is not warranted to be accurate, complete or timely. Neither Morningstar nor its content providers are responsible for any damages or losses arising from any use of this information. Past performance is no guarantee of future results.

### \*\* Sustainability Accreditation

Our Schroders Sustainability Accreditation aims to help investors distinguish how we consider Environmental, Social and Governance ("ESG") factors across our products.

This fund has been awarded an Integrated accreditation. ESG factors are embedded into the investment process and can be clearly evidenced. There is a strong commitment to stewardship and company engagement.